

**URBATEK**  
PORCELANOSA Grupo



BY APPOINTMENT TO  
HRH THE PRINCE OF WALES  
MANUFACTURER AND  
DISTRIBUTOR OF  
CERAMIC TILES AND  
BUILDING PRODUCTS  
PORCELANOSA GROUP LIMITED

PORCELANOSA Grupo



**ECOLOGÍA**

## COMPROMISO CON EL DESARROLLO SOSTENIBLE

---

URBATEK asume el compromiso global de mantener una política respetuosa con el medio ambiente. La implantación del SGICMA (Sistema de Gestión Integral de Calidad y Medio Ambiente) en cumplimiento con las normas ISO 9001:2008 e ISO 14001:2004, son prueba del esfuerzo de la empresa por conseguir un conjunto de acciones empresariales limpias y respetuosas con el planeta. Con el fin de prevenir y reducir los impactos medioambientales y realizar una óptima gestión de los residuos generados, se dispone de un amplio departamento de calidad y medio ambiente cuyos expertos evalúan periódicamente el impacto medioambiental de nuestra actividad. Además, al menos una vez al año nos sometemos a auditorías externas que evalúan nuestra actuación y avalan nuestro compromiso con el desarrollo sostenible.

## COMMITTED TO SUSTAINABLE DEVELOPMENT

---

URBATEK has taken on a global commitment to ensuring an environmentally-friendly policy. Proof of the company's efforts to ensure clean, eco-friendly business activities are the implementation of an Environmental Management System in compliance with the ISO 9001:2008 and ISO 14001:2004 standards. In order to reduce and prevent environmental impacts and guarantee an optimum waste management system, URBATEK has a sizable Quality Control & Environmental Department whose experts regularly assess the environmental impacts of the firm's activities. In addition, at least once a year external audits are conducted to evaluate the firm's actions and guarantee its commitment to sustainable development.

## VERPFLICHTUNG ZUR NACHHALTIGEN ENTWICKLUNG

---

URBATEK verpflichtet sich generell zu einer umweltfreundlichen Politik. Die Einführung des Umweltmanagementsystems gemäß ISO 9001:2008 und ISO 14001:2004 sind ein Beweis für die Anstrengungen der Firma, ein sauberes und umweltfreundliches unternehmerisches Aktionspaket durchzusetzen. Unsere große Qualitäts- und Umwelta Abteilung verfügt über Fachleute, die regelmäßig die Einwirkungen unserer Tätigkeit auf die Umwelt prüfen. Damit soll gegen Umwelteinflüsse vorgebeugt bzw. diese reduziert und ein optimales Management der erzeugten Abfallstoffe gewährleistet werden. Außerdem lassen wir mindestens einmal im Jahr externe Prüfungen durchführen, die unsere Tätigkeit auswerten und unsere Verpflichtung zu einer nachhaltigen Entwicklung bestätigen.

## ENGAGEMENT POUR LE DÉVELOPPEMENT DURABLE

---

URBATEK assume l'engagement global de mettre en œuvre une politique respectueuse de l'environnement. L'implantation d'un Système de Gestion Environnementale (SGE) conforme à les normes ISO 9001:2008 et ISO 14001:2004, démontrent les efforts que la société engage pour mettre en place un ensemble d'actions industrielles propres et visant à la protection de la planète. Afin de prévenir et de réduire les impacts environnementaux et de garantir une gestion optimale des déchets produits, elle dispose d'un grand département qualité et environnement dont les experts évaluent régulièrement l'impact environnemental de son activité. La société se soumet par ailleurs au moins une fois par an à des audits externes qui jugent son comportement et confirment son engagement pour le développement durable.

## IMPEGNO PER LO SVILUPPO SOSTENIBILE

---

URBATEK ha assunto l'impegno globale di portare avanti una politica rispettosa nei confronti dell'ambiente. L'instaurazione del sistema di gestione ambientale, in adempimento della normativa ISO 9001:2008 e ISO 14001:2004, dimostrano l'impegno dell'azienda per intraprendere un insieme di azioni imprenditoriali volte alla tutela del pianeta. Per prevenire e ridurre gli impatti sull'ambiente e realizzare una gestione ottimale dei rifiuti generati, contiamo su un'apposita divisione che si occupa della qualità e dell'ambiente, i cui esperti valutano periodicamente l'impatto ambientale della nostra attività. Inoltre, almeno una volta all'anno ci sottoponiamo a verifiche esterne che valutano il nostro operato e garantiscono il nostro impegno per lo sviluppo sostenibile.

## ПРИВЕРЖЕННОСТИ УСТОЙЧИВОМУ РАЗВИТИЮ

---

URBATEK присоединяется к всеобщим обязательствам по проведению цельной энергетической политики, способствующей охране окружающей среды. Системы управления качеством в рамках выполнения нормы ISO 9001:2008 и ISO 14001:2004 являются свидетельствами усилий нашей фирмы, направленных на то, чтобы ее предпринимательская деятельность была экологически чистой и проходила в рамках бережного отношения к планете. С целью предупреждения и сокращения вредного воздействия нашей деятельности на окружающую среду, а также оптимального управления порождаемыми отходами, у нас создан обширный отдел качества и окружающей среды, специалисты которого периодически проводят оценку этого воздействия. Кроме того, по крайней мере один раз в год фирма подвергается внешней аудиторской проверке, в ходе которой оценивается наша деятельность и подтверждаются обязательства в области устойчивого развития.+





**SERVICIO**

## LA ÚLTIMA TECNOLOGÍA DISPONIBLE A SU SERVICIO

---

Porcelanosa Grupo le ofrece el mejor servicio para completar sus proyectos de manera fácil y rápida. Con el objetivo de satisfacer todas sus necesidades constructivas con el mejor diseño y la máxima calidad, Porcelanosa Grupo le ofrece toda una gama de productos para vestir con gran diseño multitud de proyectos, desde viviendas unifamiliares, franquicias, espacios públicos.. Una infinidad de lugares donde acercarle el diseño con la máxima garantía de calidad. Actualmente Porcelanosa Grupo cuenta con 410 tiendas en 72 países, un equipo de 5.000 personas, 900.000 metros cuadrados de instalaciones y una facturación anual de más de 1.150 millones de euros. Trabaja comprometida con el desarrollo sostenible, apuesta por una expansión internacional constante y garantiza la satisfacción de todos y cada uno de nuestros clientes.

## THE LATEST TECHNOLOGY AT YOUR SERVICE

---

Porcelanosa Grupo offers unbeatable service to help you bring projects to fruition swiftly and easily. To provide all the building solutions you might need in top-quality style with designs second to none, Porcelanosa Grupo offers an extensive range of products to bring stylish design to a multitude of different projects, from single-family homes to franchise outlets and public spaces. Bringing design appeal and full quality guarantees to endless different settings. Porcelanosa Grupo currently has 410 showrooms in 72 countries, a workforce of 5,000 people, premises covering a surface area of 900,000 square metres and a yearly turnover of over 1,150 million euros. The group is committed to sustainable development, basing its strategy on ongoing international expansion and the satisfaction of each and every one of its clients.

## AKTUELLESTE TECHNOLOGIE ZU IHRER VERFÜGUNG

---

Porcelanosa Grupo bietet Ihnen den besten Service, damit sie Ihre Projekte einfach und schnell abschließen können. Um Ihnen alles Nötige mit bestem Design und erstklassiger Qualität für Ihre Bauprojekte zu bieten, können Sie bei Porcelanosa Grupo ein umfangreiches Produktsortiment mit hervorragendem Design zur Verkleidung von vielen verschiedenen Projekten wie z. B. Einfamilienhäusern, Franchise-Geschäfte oder öffentliche Bereiche finden. Unzählige viele Anwendungsmöglichkeiten für die Sie Design mit maximaler Qualitätsgarantie nutzen können. Zurzeit verfügt Porcelanosa Grupo über 410 Läden in 72 Ländern, ein Team von 5.000 Mitarbeitern, 900.000 Quadratmeter große Einrichtungen und einen Jahresumsatz von über 1,15 Milliarden Euro. Die Gruppe engagiert sich für eine nachhaltige Entwicklung, setzt auf eine weltweite und konstante Expansion und gewährleistet die Zufriedenheit aller ihrer Kunden.

## LA TOUTE DERNIÈRE TECHNOLOGIE DISPONIBLE À VOSTRE SERVICE

---

Porcelanosa Grupo vous propose le meilleur service pour vous permettre de parfaire vos projets facilement et rapidement. Dans un souci de satisfaire tous vos besoins en matière de construction avec le meilleur design et la plus grande qualité, Porcelanosa Grupo vous propose une large gamme de produits capables d'habiller avec style une infinité de projets, des logements particuliers aux franchises et aux espaces publics. Une diversité infinie d'endroits où le design est possible avec les plus grandes garanties de qualité. Porcelanosa Grupo dispose actuellement de 410 points de vente dans 72 pays, d'un effectif composé de 5.000 personnes, de 900.000 mètres carrés d'installations, et réalise un chiffre d'affaires annuel de plus de 1,15 milliards d'euros. Le groupe assume un engagement pour le développement durable, mise sur une expansion internationale constante et garantit la satisfaction de chacun de ses clients. C'est pour ces raisons que Porcelanosa Grupo est bien plus qu'une simple marque. Urbatek devient ainsi un nouveau standard de qualité au sein du Groupe producteur de céramique le plus important du monde. Une céramique de haute qualité et un service incomparable.

## LA TECNOLOGIA PIÙ AVANZATA AL VOSTRO SERVIZIO

---

Porcelanosa Grupo offre il servizio migliore per completare i vostri progetti facilmente e velocemente. Per soddisfare tutte le esigenze costruttive con il design migliore e la massima qualità, Porcelanosa Grupo offre una gamma completa di prodotti per rivestire con stile progetti di ogni tipo: dalle abitazioni unifamiliari, ai franchising, agli spazi pubblici... Un'infinità di siti in cui il design può essere abbinato alla massima garanzia di qualità. Attualmente il Gruppo PORCELANOSA dispone di 410 showroom in 72 Paesi, uno staff di 5.000 persone, 900.000 metri quadrati di strutture e un fatturato annuo di oltre 1,15 miliardi di euro. Lavora impegnandosi nei confronti dello sviluppo sostenibile, puntando sulla costante espansione internazionale e garantendo la soddisfazione di tutti i clienti.

## НОВЕЙШАЯ ТЕХНОЛОГИЯ К ВАШИМ УСЛУГАМ

---

Porcelanosa Grupo предлагает вам наилучшее обслуживание для того, чтобы вы могли осуществлять свои проекты легко и быстро. С целью удовлетворить все ваши потребности в сфере строительных материалов, предоставив при этом лучший дизайн и наивысшее качество, Porcelanosa Grupo предлагает вам целый спектр продукции, способной обеспечить превосходные дизайнерские разработки для множества проектов, включая односемейное жилье, франшизные заведения, общественные места и т. д. Бесчисленное количество различных пространств, в которые вы сможете привнести наш дизайн с максимальной гарантией качества. В настоящее время в активе Porcelanosa Grupo – 410 магазинов-салонов в 72 странах, коллектив из 5000 человек, 900.000 квадратных метров помещений и годовой объем продаж более, чем 1150 миллионов евро. Группа компаний работает, принимая на себя обязательства в сфере устойчивого развития, делая ставку на постоянное расширение на международном уровне и гарантируя удовлетворение всех наших клиентов и каждого в отдельности.



**SERIES URBATEK**

## SERIES URBATEK

---

Porcelanosa Grupo apuesta hoy, más que nunca, por las series cerámicas Urbatek. Colecciones que combinan de manera perfecta, el mejor diseño con unas características mecánicas inmejorables. La durabilidad y resistencia necesaria para satisfacer a nuestros clientes y cumplir con las expectativas de sus proyectos más exigentes. Hoy comprobará una nueva manera de entender la cerámica, hoy Urbatek le abre sus puertas. Bienvenido.

## THE URBATEK SERIES

---

Now, more than ever before, Porcelanosa Grupo is championing its Urbatek tile series. With their perfect blend of design appeal and unbeatable mechanical performance, they offer all the necessary durability and resistance to meet our clients' needs, fulfilling the requirements of even the most demanding of projects. Discover a new approach to ceramic tiles. Welcome to Urbatek.

## SERIEN URBATEK

---

Porcelanosa Grupo setzt mehr denn je auf die Keramikfliesenserien Urbatek. Diese Kollektionen passen hervorragend zusammen, haben ein ausgezeichnetes Design und unübertreffliche mechanische Eigenschaften: Die lange Lebensdauer und hohe Widerstandsfähigkeit, die notwendig sind, um unsere Kunden zufrieden zu stellen und die Anforderungen an anspruchsvollste Projekte zu erfüllen. Heute werden Sie eine neue Bedeutung des Begriffes Keramikfliesen entdecken, heute können sie Urbatek kennenlernen. Herzlich Willkommen.

## SÉRIES URBATEK

---

Aujourd'hui plus que jamais, Porcelanosa Grupo mise sur les séries céramiques Urbatek. Des collections qui combinent à la perfection le meilleur design et des caractéristiques mécaniques incomparables. La durabilité et la résistance nécessaires pour satisfaire nos clients et répondre à leurs attentes dans leurs projets les plus exigeants. Vous découvrirez aujourd'hui une nouvelle manière de comprendre la céramique, aujourd'hui Urbatek vous ouvre ses portes. Bienvenue.

## SERIE URBATEK

---

Porcelanosa Grupo, oggi più che mai, punta sulle serie in ceramica Urbatek. Collezioni in cui il design migliore è perfettamente abbinato alle caratteristiche meccaniche insuperabili. La durezza e la resistenza necessaria per soddisfare i nostri clienti ed essere sempre all'altezza delle aspettative dei loro progetti più esigenti. Oggi potrete scoprire un modo nuovo d'intendere la ceramica perché oggi Urbatek apre per voi i suoi battenti. Benvenuti.

## СЕРИИ URBATEK

---

Сегодня Porcelanosa Grupo больше, чем когда бы то ни было, делает ставку на керамические серии Urbatek. В этих коллекциях дизайн идеально сочетается с превосходными механическими характеристиками. Включенные в них изделия обладают долговечностью и прочностью, необходимыми для удовлетворения наших клиентов и соответствия самым взыскательным требованиям, предъявляемым тем или иным проектом. Сегодня вам предстоит открыть для себя новый способ понимания керамики, сегодня Urbatek открывает перед вами свои двери. Добро пожаловать!





# URBATEK COLLECTION

|                     |     |
|---------------------|-----|
| <b>AVENUE</b>       | 10  |
| <b>CITY</b>         | 28  |
| <b>CONCRETE</b>     | 42  |
| <b>COVER</b>        | 56  |
| <b>DEEP</b>         | 74  |
| <b>FOSSIL</b>       | 88  |
| <b>KAOS</b>         | 94  |
| <b>MARBLE</b>       | 100 |
| <b>MAX</b>          | 108 |
| <b>MORSE</b>        | 124 |
| <b>NEO</b>          | 134 |
| <b>ON</b>           | 142 |
| <b>PURE</b>         | 160 |
| <b>SOUL</b>         | 166 |
| <b>STRATO</b>       | 200 |
| <b>STUC</b>         | 208 |
| <b>THAIS</b>        | 224 |
| <b>TOWN</b>         | 232 |
| <b>TRAVERTINO</b>   | 252 |
| <b>YAZZ</b>         | 258 |
| <b>20MM</b>         | 264 |
| Información técnica | 274 |



AVENUE White Lappato 59,6x59,6 cm.  
Mosaico AVENUE QUATTRO White Mix 30x30cm.



# AVENUE



AVENUE Black Lappato 59,6x59,6 cm.  
Mosaico AVENUE STRIP Grey Mix 30x31cm.



# AVENUE



AVENUE Black Lappato 59,6x59,6 cm.



# AVENUE



NATURE+TEXTURE R10B




### QUATTRO AVENUE WHITE

| Formato (cm.)<br>Format (inches)   | Espesor (mm.)<br>Thickness (inches) | Acabado<br>Finish | Código KEA<br>KEA Code | Código SAP<br>SAP Code |
|--|-------------------------------------|-------------------|------------------------|------------------------|
| 30x30*     11 <sup>7</sup> / <sub>8</sub> "x11 <sup>7</sup> / <sub>8</sub> " | 10,4   7/16"                        | Nat - Text        | C223023401             | 100089417   G488       |

\*Tamaño de la tesela: 2,3x2,3 cm. - \*Piece Size: 7/8"x7/8"

NATURE+TEXTURE R10B



### BRICK AVENUE WHITE

| Formato (cm.)<br>Format (inches)   | Espesor (mm.)<br>Thickness (inches) | Acabado<br>Finish | Código KEA<br>KEA Code | Código SAP<br>SAP Code |
|--|-------------------------------------|-------------------|------------------------|------------------------|
| 30x30*     11 <sup>7</sup> / <sub>8</sub> "x11 <sup>7</sup> / <sub>8</sub> " | 10,4   7/16"                        | Nat - Text        | C223023251             | 100089236   G468       |

\*Tamaño de la tesela: 2,3x4,8 cm. - \*Piece Size: 7/8"x2"

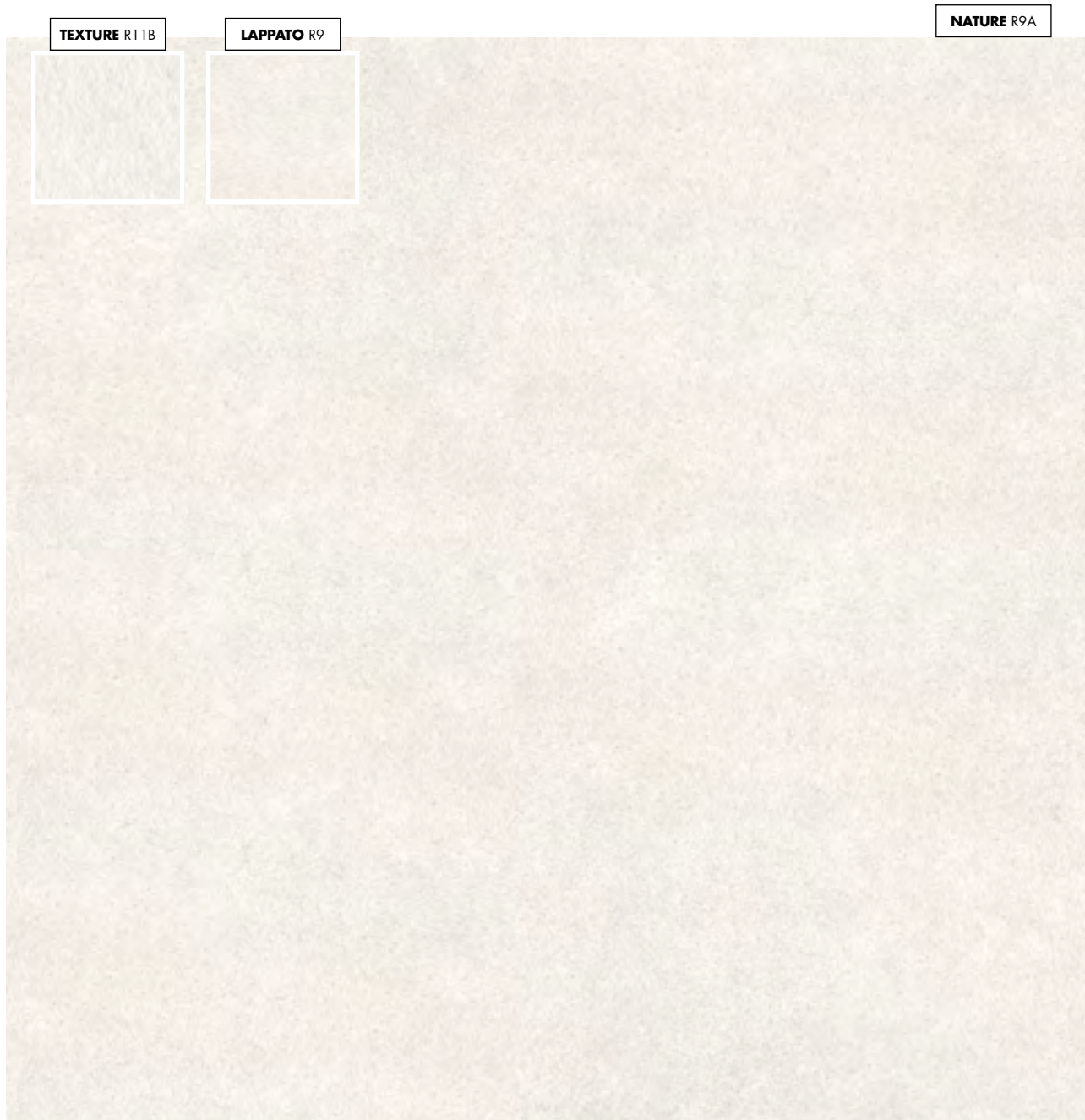
NATURE+TEXTURE R10B



### STRIP AVENUE WHITE

| Formato (cm.)<br>Format (inches)   | Espesor (mm.)<br>Thickness (inches) | Acabado<br>Finish | Código KEA<br>KEA Code | Código SAP<br>SAP Code |
|--|-------------------------------------|-------------------|------------------------|------------------------|
| 30x31*     11 <sup>7</sup> / <sub>8</sub> "x11 <sup>7</sup> / <sub>8</sub> " | 10,4   7/16"                        | Nat - Text        | C502700051             | 100089554   G469       |

\*Tamaño de la tesela: 1,5x9,8 cm. - 2,3x4,8 cm. - 2,3x9,8 cm. - \*Piece Size: 5/8"x 4" - 7/8"x2" - 7/8"x4"




**AVENUE WHITE**

| Formato (cm.)<br>Format (inches)   | Espesor (mm.)<br>Thickness (inches) | Acabado<br>Finish | Código KEA<br>KEA Code | Código SAP<br>SAP Code | Valor UPEC<br>UPEC Value |
|--|-------------------------------------|-------------------|------------------------|------------------------|--------------------------|
| 29,7x59,6    11 <sup>3</sup> / <sub>4</sub> "x23 <sup>1</sup> / <sub>2</sub> " | 10,4    7/16"                       | Lappato           | C220400391             | 100143117    G454      |                          |
| 59,6x59,6    23 <sup>1</sup> / <sub>2</sub> "x23 <sup>1</sup> / <sub>2</sub> " | 10,4    7/16"                       | Lappato           | C226000101             | 100121584    G457      | U4 P4+E3 C2              |
| 59,6x120    23 <sup>1</sup> / <sub>2</sub> "x47 <sup>1</sup> / <sub>4</sub> "  | 11    7/16"                         | Lappato           | C221000791             | 100149458    G481      |                          |
| 29,7x59,6    11 <sup>3</sup> / <sub>4</sub> "x23 <sup>1</sup> / <sub>2</sub> " | 10,4    7/16"                       | Nature            | C220400011             | 100136332    G453      | U4 P4 E3 C2              |
| 59,6x59,6    23 <sup>1</sup> / <sub>2</sub> "x23 <sup>1</sup> / <sub>2</sub> " | 10,4    7/16"                       | Nature            | C226000091             | 100121408    G454      | U4 P4+E3 C2              |
| 59,6x120    23 <sup>1</sup> / <sub>2</sub> "x47 <sup>1</sup> / <sub>4</sub> "  | 11    7/16"                         | Nature            | C221000721             | 100149428    G482      | U4 P3 E3 C2              |
| 29,7x59,6    11 <sup>3</sup> / <sub>4</sub> "x23 <sup>1</sup> / <sub>2</sub> " | 10,4    7/16"                       | Texture           | C220400311             | 100143088    G453      | U4 P4 E3 C2              |
| 59,6x59,6    23 <sup>1</sup> / <sub>2</sub> "x23 <sup>1</sup> / <sub>2</sub> " | 10,4    7/16"                       | Texture           | C226000471             | 100141815    G454      | U4 P4+E3 C2              |



NATURE+TEXTURE R10B




### QUATTRO AVENUE BROWN

| Formato (cm.)<br>Format (inches)   | Espesor (mm.)<br>Thickness (inches) | Acabado<br>Finish | Código KEA<br>KEA Code | Código SAP<br>SAP Code |
|--|-------------------------------------|-------------------|------------------------|------------------------|
| 30x30* 11 <sup>7</sup> / <sub>8</sub> "x11 <sup>7</sup> / <sub>8</sub> " | 10,4 7/16"                          | Nat - Text        | C223023241             | 100089243 G488         |

\*Tamaño de la tesela: 2,3x2,3 cm. - \*Piece Size: 7/8"x7/8"

NATURE+TEXTURE R10B




### BRICK AVENUE BROWN

| Formato (cm.)<br>Format (inches)   | Espesor (mm.)<br>Thickness (inches) | Acabado<br>Finish | Código KEA<br>KEA Code | Código SAP<br>SAP Code |
|--|-------------------------------------|-------------------|------------------------|------------------------|
| 30x30* 11 <sup>7</sup> / <sub>8</sub> "x11 <sup>7</sup> / <sub>8</sub> " | 10,4 7/16"                          | Nat - Text        | C223023261             | 100089235 G468         |

\*Tamaño de la tesela: 2,3x4,8 cm. - \*Piece Size: 7/8"x2"

NATURE+TEXTURE R10B



### STRIP AVENUE BROWN

| Formato (cm.)<br>Format (inches)   | Espesor (mm.)<br>Thickness (inches) | Acabado<br>Finish | Código KEA<br>KEA Code | Código SAP<br>SAP Code |
|--|-------------------------------------|-------------------|------------------------|------------------------|
| 30x31* 11 <sup>7</sup> / <sub>8</sub> "x11 <sup>7</sup> / <sub>8</sub> " | 10,4 7/16"                          | Nat - Text        | C502700071             | 100089552 G469         |

\*Tamaño de la tesela: 1,5x9,8 cm. - 2,3x4,8 cm. - 2,3x9,8 cm. - \*Piece Size: 5/8"x 4" - 7/8"x2" - 7/8"x4"




**AVENUE BROWN**

| Formato (cm.)<br>Format (inches)   | Espesor (mm.)<br>Thickness (inches) | Acabado<br>Finish | Código KEA<br>KEA Code | Código SAP<br>SAP Code | Valor UPEC<br>UPEC Value |
|--|-------------------------------------|-------------------|------------------------|------------------------|--------------------------|
| 29,7x59,6    11 <sup>3</sup> / <sub>4</sub> "x23 <sup>1</sup> / <sub>2</sub> " | 10,4    7/16"                       | Lappato           | C220400341             | 100143113    G454      |                          |
| 59,6x59,6    23 <sup>1</sup> / <sub>2</sub> "x23 <sup>1</sup> / <sub>2</sub> " | 10,4    7/16"                       | Lappato           | C226000721             | 100143114    G457      | U4 P4+E3 C2              |
| 59,6x120    23 <sup>1</sup> / <sub>2</sub> "x47 <sup>1</sup> / <sub>4</sub> "  | 11    7/16"                         | Lappato           | C221000951             | 100150255    G481      |                          |
| 29,7x59,6    11 <sup>3</sup> / <sub>4</sub> "x23 <sup>1</sup> / <sub>2</sub> " | 10,4    7/16"                       | Nature            | C220400041             | 100137193    G453      | U4 P4 E3 C2              |
| 59,6x59,6    23 <sup>1</sup> / <sub>2</sub> "x23 <sup>1</sup> / <sub>2</sub> " | 10,4    7/16"                       | Nature            | C226000271             | 100137208    G454      | U4 P4+E3 C2              |
| 59,6x120    23 <sup>1</sup> / <sub>2</sub> "x47 <sup>1</sup> / <sub>4</sub> "  | 11    7/16"                         | Nature            | C221000941             | 100150256    G482      | U4 P3 E3 C2              |
| 29,7x59,6    11 <sup>3</sup> / <sub>4</sub> "x23 <sup>1</sup> / <sub>2</sub> " | 10,4    7/16"                       | Texture           | C220400271             | 100143089    G453      | U4 P4 E3 C2              |
| 59,6x59,6    23 <sup>1</sup> / <sub>2</sub> "x23 <sup>1</sup> / <sub>2</sub> " | 10,4    7/16"                       | Texture           | C226000281             | 100137251    G454      | U4 P4+E3 C2              |



NATURE+TEXTURE R10B




### QUATTRO AVENUE GREY

| Formato (cm.)<br>Format (inches)   | Espesor (mm.)<br>Thickness (inches) | Acabado<br>Finish | Código KEA<br>KEA Code | Código SAP<br>SAP Code |
|--|-------------------------------------|-------------------|------------------------|------------------------|
| 30x30*     11 <sup>7</sup> / <sub>8</sub> "x11 <sup>7</sup> / <sub>8</sub> " | 10,4   7/16"                        | Nat - Text        | C223023271             | 100089244   G488       |

\*Tamaño de la tesela: 2,3x2,3 cm. - \*Piece Size: 7/8"x7/8"

NATURE+TEXTURE R10B



### BRICK AVENUE GREY

| Formato (cm.)<br>Format (inches)   | Espesor (mm.)<br>Thickness (inches) | Acabado<br>Finish | Código KEA<br>KEA Code | Código SAP<br>SAP Code |
|--|-------------------------------------|-------------------|------------------------|------------------------|
| 30x30*     11 <sup>7</sup> / <sub>8</sub> "x11 <sup>7</sup> / <sub>8</sub> " | 10,4   7/16"                        | Nat - Text        | C223023391             | 100089406   G468       |

\*Tamaño de la tesela: 2,3x4,8 cm. - \*Piece Size: 7/8"x2"

NATURE+TEXTURE R10B



### STRIP AVENUE GREY


| Formato (cm.)<br>Format (inches)   | Espesor (mm.)<br>Thickness (inches) | Acabado<br>Finish | Código KEA<br>KEA Code | Código SAP<br>SAP Code |
|--|-------------------------------------|-------------------|------------------------|------------------------|
| 30x31*     11 <sup>7</sup> / <sub>8</sub> "x11 <sup>7</sup> / <sub>8</sub> " | 10,4   7/16"                        | Nat - Text        | C502700041             | 100089553   G469       |

\*Tamaño de la tesela: 1,5x9,8 cm. - 2,3x4,8 cm. - 2,3x9,8 cm. - \*Piece Size: 5/8"x 4" - 7/8"x2" - 7/8"x4"

TEXTURE R11B

LAPPATO R9

NATURE R9A




**AVENUE GREY**

| Formato (cm.)<br>Format (inches) |   | Espesor (mm.)<br>Thickness (inches) |       | Acabado<br>Finish | Código KEA<br>KEA Code | Código SAP<br>SAP Code |      | Valor UPEC<br>UPEC Value |
|----------------------------------|---|-------------------------------------|-------|-------------------|------------------------|------------------------|------|--------------------------|
| 29,7x59,6                        | 11 <sup>3</sup> / <sub>4</sub> "x23 <sup>1</sup> / <sub>2</sub> " | 10,4                                | 7/16" | Lappato           | C220400321             | 100143115              | G454 |                          |
| 59,6x59,6                        | 23 <sup>1</sup> / <sub>2</sub> "x23 <sup>1</sup> / <sub>2</sub> " | 10,4                                | 7/16" | Lappato           | C226000791             | 100143116              | G457 | U4 P4+E3 C2              |
| 59,6x120                         | 23 <sup>1</sup> / <sub>2</sub> "x47 <sup>1</sup> / <sub>4</sub> " | 11                                  | 7/16" | Lappato           | C221000831             | 100149457              | G481 |                          |
| 44,6x89,5                        | 17 <sup>3</sup> / <sub>4</sub> "x35 <sup>1</sup> / <sub>4</sub> " | 11                                  | 7/16" | Lappato           | C225700021             | 100143394              | G466 |                          |
| 89,5x89,5                        | 35 <sup>1</sup> / <sub>4</sub> "x35 <sup>1</sup> / <sub>4</sub> " | 11                                  | 7/16" | Lappato           | C229999151             | 100138766              | G466 |                          |
| 29,7x59,6                        | 11 <sup>3</sup> / <sub>4</sub> "x23 <sup>1</sup> / <sub>2</sub> " | 10,4                                | 7/16" | Nature            | C220400161             | 100143084              | G453 | U4 P4 E3 C2              |
| 59,6x59,6                        | 23 <sup>1</sup> / <sub>2</sub> "x23 <sup>1</sup> / <sub>2</sub> " | 10,4                                | 7/16" | Nature            | C226000531             | 100143080              | G454 | U4 P4+E3 C2              |
| 59,6x120                         | 23 <sup>1</sup> / <sub>2</sub> "x47 <sup>1</sup> / <sub>4</sub> " | 11                                  | 7/16" | Nature            | C221000771             | 100149427              | G482 | U4 P3 E3 C2              |
| 44,6x89,5                        | 17 <sup>3</sup> / <sub>4</sub> "x35 <sup>1</sup> / <sub>4</sub> " | 11                                  | 7/16" | Nature            | C225700071             | 100143372              | G486 |                          |
| 89,5x89,5                        | 35 <sup>1</sup> / <sub>4</sub> "x35 <sup>1</sup> / <sub>4</sub> " | 11                                  | 7/16" | Nature            | C229999181             | 100138796              | G486 |                          |
| 29,7x59,6                        | 11 <sup>3</sup> / <sub>4</sub> "x23 <sup>1</sup> / <sub>2</sub> " | 10,4                                | 7/16" | Texture           | C220400171             | 100143085              | G453 | U4 P4 E3 C2              |
| 59,6x59,6                        | 23 <sup>1</sup> / <sub>2</sub> "x23 <sup>1</sup> / <sub>2</sub> " | 10,4                                | 7/16" | Texture           | C226000481             | 100143086              | G454 | U4 P4+E3 C2              |



NATURE+TEXTURE R10B




### QUATTRO AVENUE BLACK

| Formato (cm.)<br>Format (inches)   | Espesor (mm.)<br>Thickness (inches) | Acabado<br>Finish | Código KEA<br>KEA Code | Código SAP<br>SAP Code |
|--|-------------------------------------|-------------------|------------------------|------------------------|
| 30x30*     11 <sup>7</sup> / <sub>8</sub> "x11 <sup>7</sup> / <sub>8</sub> " | 10,4   7/16"                        | Nat - Text        | C223023421             | 100089416   G488       |

\*Tamaño de la tesela: 2,3x2,3 cm. - \*Piece Size: 7/8"x7/8"

NATURE+TEXTURE R10B



### BRICK AVENUE BLACK

| Formato (cm.)<br>Format (inches)   | Espesor (mm.)<br>Thickness (inches) | Acabado<br>Finish | Código KEA<br>KEA Code | Código SAP<br>SAP Code |
|--|-------------------------------------|-------------------|------------------------|------------------------|
| 30x30*     11 <sup>7</sup> / <sub>8</sub> "x11 <sup>7</sup> / <sub>8</sub> " | 10,4   7/16"                        | Nat - Text        | C223023411             | 100089405   G468       |

\*Tamaño de la tesela: 2,3x4,8 cm. - \*Piece Size: 7/8"x2"

NATURE+TEXTURE R10B



### STRIP AVENUE BLACK


| Formato (cm.)<br>Format (inches)   | Espesor (mm.)<br>Thickness (inches) | Acabado<br>Finish | Código KEA<br>KEA Code | Código SAP<br>SAP Code |
|--|-------------------------------------|-------------------|------------------------|------------------------|
| 30x31*     11 <sup>7</sup> / <sub>8</sub> "x11 <sup>7</sup> / <sub>8</sub> " | 10,4   7/16"                        | Nat - Text        | C502700061             | 100089551   G469       |

\*Tamaño de la tesela: 1,5x9,8 cm. - 2,3x4,8 cm. - 2,3x9,8 cm. - \*Piece Size: 5/8"x 4" - 7/8"x2" - 7/8"x4"

TEXTURE R11B

LAPPATO R9

NATURE R9A



**AVENUE BLACK**

| Formato (cm.)<br>Format (inches)   | Espesor (mm.)<br>Thickness (inches) | Acabado<br>Finish | Código KEA<br>KEA Code | Código SAP<br>SAP Code | Valor UPEC<br>UPEC Value |
|--|-------------------------------------|-------------------|------------------------|------------------------|--------------------------|
| 29,7x59,6    11 <sup>3</sup> / <sub>4</sub> "x23 <sup>1</sup> / <sub>2</sub> " | 10,4    7/16"                       | Lappato           | C229999011             | 100143112    G454      |                          |
| 59,6x59,6    23 <sup>1</sup> / <sub>2</sub> "x23 <sup>1</sup> / <sub>2</sub> " | 10,4    7/16"                       | Lappato           | C226000341             | 100138116    G457      | U4 P4+E3 C2              |
| 59,6x120    23 <sup>1</sup> / <sub>2</sub> "x47 <sup>1</sup> / <sub>4</sub> "  | 11    7/16"                         | Lappato           | C221000751             | 100149456    G481      |                          |
| 29,7x59,6    11 <sup>3</sup> / <sub>4</sub> "x23 <sup>1</sup> / <sub>2</sub> " | 10,4    7/16"                       | Nature            | C220400221             | 100143082    G453      | U4 P4 E3 C2              |
| 59,6x59,6    23 <sup>1</sup> / <sub>2</sub> "x23 <sup>1</sup> / <sub>2</sub> " | 10,4    7/16"                       | Nature            | C226000331             | 100138101    G454      | U4 P4+E3 C2              |
| 59,6x120    23 <sup>1</sup> / <sub>2</sub> "x47 <sup>1</sup> / <sub>4</sub> "  | 11    7/16"                         | Nature            | C221000801             | 100149426    G482      | U4 P3 E3 C2              |
| 29,7x59,6    11 <sup>3</sup> / <sub>4</sub> "x23 <sup>1</sup> / <sub>2</sub> " | 10,4    7/16"                       | Texture           | C220400281             | 100143083    G453      | U4 P4 E3 C2              |
| 59,6x59,6    23 <sup>1</sup> / <sub>2</sub> "x23 <sup>1</sup> / <sub>2</sub> " | 10,4    7/16"                       | Texture           | C226000321             | 100138102    G454      | U4 P4+E3 C2              |

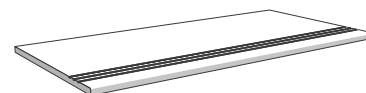




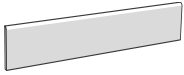
# PIEZAS ESPECIALES/ SPECIAL PIECES

| Color<br>Colour | Pieza<br>Piece | Formato (cm.)<br>Format (inches)                      | Acabado<br>Finish | Código KEA<br>KEA Code | Código SAP<br>SAP Code |
|-----------------|----------------|---|-------------------|------------------------|------------------------|
| White           | Huella         | 29,7x59,6 cm. 11 <sup>3/4</sup> "x23 <sup>1/2</sup> " | Lappato           | C220402331             | 100147378 G414         |
| White           | Huella         | 29,7x120cm. 11 <sup>3/4</sup> "x47 <sup>1/4</sup> "   | Lappato           | C229400121             | 100158803 G424         |
| White           | Huella         | 29,7x59,6 cm. 11 <sup>3/4</sup> "x23 <sup>1/2</sup> " | Nature            | C220402211             | 100147331 G414         |
| White           | Huella         | 29,7x120cm. 11 <sup>3/4</sup> "x47 <sup>1/4</sup> "   | Nature            | C229400111             | 100158804 G424         |
| White           | Huella         | 29,7x59,6 cm. 11 <sup>3/4</sup> "x23 <sup>1/2</sup> " | Texture           | C220401591             | 100147332 G414         |
| Brown           | Huella         | 29,7x59,6 cm. 11 <sup>3/4</sup> "x23 <sup>1/2</sup> " | Lappato           | C220404181             | 100147376 G414         |
| Brown           | Huella         | 29,7x120cm. 11 <sup>3/4</sup> "x47 <sup>1/4</sup> "   | Lappato           | C229400051             | 100158799 G424         |
| Brown           | Huella         | 29,7x59,6 cm. 11 <sup>3/4</sup> "x23 <sup>1/2</sup> " | Nature            | C220403021             | 100147339 G414         |
| Brown           | Huella         | 29,7x120cm. 11 <sup>3/4</sup> "x47 <sup>1/4</sup> "   | Nature            | C229400081             | 100158800 G424         |
| Brown           | Huella         | 29,7x59,6 cm. 11 <sup>3/4</sup> "x23 <sup>1/2</sup> " | Texture           | C220401871             | 100147330 G414         |
| Grey            | Huella         | 29,7x59,6 cm. 11 <sup>3/4</sup> "x23 <sup>1/2</sup> " | Lappato           | C220403761             | 100147377 G414         |
| Grey            | Huella         | 44,6x89,5 cm. 17 <sup>1/2</sup> "x35 <sup>1/4</sup> " | Lappato           | C225700451             | 100148608 G417         |
| Grey            | Huella         | 29,7x120cm. 11 <sup>3/4</sup> "x47 <sup>1/4</sup> "   | Lappato           | C229400091             | 100158801 G424         |
| Grey            | Huella         | 29,7x59,6 cm. 11 <sup>3/4</sup> "x23 <sup>1/2</sup> " | Nature            | C220403111             | 100147340 G414         |
| Grey            | Huella         | 44,6x89,5 cm. 17 <sup>1/2</sup> "x35 <sup>1/4</sup> " | Nature            | C225700201             | 100148607 G417         |
| Grey            | Huella         | 29,7x120cm. 11 <sup>3/4</sup> "x47 <sup>1/4</sup> "   | Nature            | C229400101             | 100158802 G424         |
| Grey            | Huella         | 29,7x59,6 cm. 11 <sup>3/4</sup> "x23 <sup>1/2</sup> " | Texture           | C220402361             | 100147341 G414         |
| Black           | Huella         | 29,7x59,6 cm. 11 <sup>3/4</sup> "x23 <sup>1/2</sup> " | Lappato           | C220402921             | 100147375 G414         |
| Black           | Huella         | 29,7x120cm. 11 <sup>3/4</sup> "x47 <sup>1/4</sup> "   | Lappato           | C229400061             | 100158797 G424         |
| Black           | Huella         | 29,7x59,6 cm. 11 <sup>3/4</sup> "x23 <sup>1/2</sup> " | Nature            | C220402911             | 100147338 G414         |
| Black           | Huella         | 29,7x120cm. 11 <sup>3/4</sup> "x47 <sup>1/4</sup> "   | Nature            | C229400071             | 100158798 G424         |
| Black           | Huella         | 29,7x59,6 cm. 11 <sup>3/4</sup> "x23 <sup>1/2</sup> " | Texture           | C220403911             | 100147329 G414         |

**AVENUE**  
Huella  
Step Tile

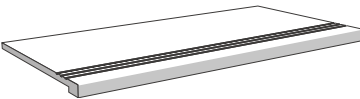


**AVENUE**  
Zócalo  
Skirting Board



| Color<br>Colour | Pieza<br>Piece | Formato (cm.)<br>Format (inches) | Acabado<br>Finish | Código KEA<br>KEA Code | Código SAP<br>SAP Code |
|-----------------|----------------|----------------------------------|-------------------|------------------------|------------------------|
| White           | Zócalo         | 9x59,6 cm. 3 1/2" x 23 1/2"      | Lappato           | C223700841             | 100145589 G407         |
| White           | Zócalo         | 9x120 cm. 3 1/2" x 47 1/4"       | Lappato           | C271900271             | 100115225 G412         |
| White           | Zócalo         | 9x59,6 cm. 3 1/2" x 23 1/2"      | Nature            | C223700561             | 100145688 G407         |
| White           | Zócalo         | 9x120 cm. 3 1/2" x 47 1/4"       | Nature            | C271900281             | 100115226 G412         |
| White           | Zócalo         | 9x59,6 cm. 3 1/2" x 23 1/2"      | Texture           | C223700031             | 100144793 G407         |
| Brown           | Zócalo         | 9x59,6 cm. 3 1/2" x 23 1/2"      | Lappato           | C223700811             | 100145583 G407         |
| Brown           | Zócalo         | 9x120 cm. 3 1/2" x 47 1/4"       | Lappato           | C271900261             | 100115221 G412         |
| Brown           | Zócalo         | 9x59,6 cm. 3 1/2" x 23 1/2"      | Nature            | C223700511             | 100145584 G407         |
| Brown           | Zócalo         | 9x120 cm. 3 1/2" x 47 1/4"       | Nature            | C271900221             | 100115222 G412         |
| Brown           | Zócalo         | 9x59,6 cm. 3 1/2" x 23 1/2"      | Texture           | C223700521             | 100145585 G407         |
| Grey            | Zócalo         | 9x59,6 cm. 3 1/2" x 23 1/2"      | Lappato           | C223700801             | 100145586 G407         |
| Grey            | Zócalo         | 9x89,5 cm. 3 1/2" x 35 1/4"      | Lappato           | C223701531             | 100148655 G439         |
| Grey            | Zócalo         | 9x120 cm. 3 1/2" x 47 1/4"       | Lappato           | C271900231             | 100115223 G412         |
| Grey            | Zócalo         | 9x59,6 cm. 3 1/2" x 23 1/2"      | Nature            | C223700551             | 100145587 G407         |
| Grey            | Zócalo         | 9x89,5 cm. 3 1/2" x 35 1/4"      | Nature            | C223701581             | 100148656 G439         |
| Grey            | Zócalo         | 9x120 cm. 3 1/2" x 47 1/4"       | Nature            | C271900241             | 100115224 G412         |
| Grey            | Zócalo         | 9x59,6 cm. 3 1/2" x 23 1/2"      | Texture           | C223700541             | 100145588 G407         |
| Black           | Zócalo         | 9x59,6 cm. 3 1/2" x 23 1/2"      | Lappato           | C223700701             | 100145580 G407         |
| Black           | Zócalo         | 9x120 cm. 3 1/2" x 47 1/4"       | Lappato           | C271900251             | 100115219 G412         |
| Black           | Zócalo         | 9x59,6 cm. 3 1/2" x 23 1/2"      | Nature            | C223700531             | 100145581 G407         |
| Black           | Zócalo         | 9x120 cm. 3 1/2" x 47 1/4"       | Nature            | C271900291             | 100115220 G412         |
| Black           | Zócalo         | 9x59,6 cm. 3 1/2" x 23 1/2"      | Texture           | C223700501             | 100145582 G407         |

**AVENUE**  
Peldaño Técnico  
Technical Step Tile

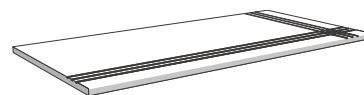


|       |            |                                 |         |            |                |
|-------|------------|---------------------------------|---------|------------|----------------|
| White | Peld. Téc. | 29,7x59,6 cm. 11 3/4" x 23 1/2" | Lappato | C220406971 | 100147742 G425 |
| White | Peld. Téc. | 29,7x120cm. 11 3/4" x 47 1/4"   | Lappato | C229400201 | 100158840 G434 |
| White | Peld. Téc. | 29,7x59,6 cm. 11 3/4" x 23 1/2" | Nature  | C220405841 | 100147697 G425 |
| White | Peld. Téc. | 29,7x120cm. 11 3/4" x 47 1/4"   | Nature  | C229400131 | 100158841 G434 |
| White | Peld. Téc. | 29,7x59,6 cm. 11 3/4" x 23 1/2" | Texture | C220406801 | 100147698 G425 |
| Brown | Peld. Téc. | 29,7x59,6 cm. 11 3/4" x 23 1/2" | Lappato | C220405781 | 100147740 G425 |
| Brown | Peld. Téc. | 29,7x120cm. 11 3/4" x 47 1/4"   | Lappato | C229400291 | 100158816 G434 |
| Brown | Peld. Téc. | 29,7x59,6 cm. 11 3/4" x 23 1/2" | Nature  | C220407131 | 100147695 G425 |
| Brown | Peld. Téc. | 29,7x120cm. 11 3/4" x 47 1/4"   | Nature  | C229400441 | 100158817 G434 |
| Brown | Peld. Téc. | 29,7x59,6 cm. 11 3/4" x 23 1/2" | Texture | C220404891 | 100147696 G425 |
| Grey  | Peld. Téc. | 29,7x59,6 cm. 11 3/4" x 23 1/2" | Lappato | C220406871 | 100147741 G425 |
| Grey  | Peld. Téc. | 44,6x89,5 cm. 17 1/2" x 35 1/4" | Lappato | C225700521 | 100148653 G445 |
| Grey  | Peld. Téc. | 29,7x120cm. 11 3/4" x 47 1/4"   | Lappato | C229400361 | 100158818 G434 |
| Grey  | Peld. Téc. | 29,7x59,6 cm. 11 3/4" x 23 1/2" | Nature  | C220405001 | 100147699 G425 |
| Grey  | Peld. Téc. | 44,6x89,5 cm. 17 1/2" x 35 1/4" | Nature  | C225700321 | 100148654 G445 |
| Grey  | Peld. Téc. | 29,7x120cm. 11 3/4" x 47 1/4"   | Nature  | C229400331 | 100158819 G434 |
| Grey  | Peld. Téc. | 29,7x59,6 cm. 11 3/4" x 23 1/2" | Texture | C220406391 | 100147700 G425 |
| Black | Peld. Téc. | 29,7x59,6 cm. 11 3/4" x 23 1/2" | Lappato | C220406401 | 100147739 G425 |
| Black | Peld. Téc. | 29,7x120cm. 11 3/4" x 47 1/4"   | Lappato | C229400271 | 100158814 G434 |
| Black | Peld. Téc. | 29,7x59,6 cm. 11 3/4" x 23 1/2" | Nature  | C220405391 | 100147693 G425 |
| Black | Peld. Téc. | 29,7x120cm. 11 3/4" x 47 1/4"   | Nature  | C229400421 | 100158815 G434 |
| Black | Peld. Téc. | 29,7x59,6 cm. 11 3/4" x 23 1/2" | Texture | C220405661 | 100147694 G425 |

# PIEZAS ESPECIALES/ SPECIAL PIECES


| Color<br>Colour | Pieza<br>Piece   | Formato (cm.)<br>Format (inches)                      | Acabado<br>Finish | Código KEA<br>KEA Code | Código SAP<br>SAP Code |
|-----------------|------------------|---|-------------------|------------------------|------------------------|
| White           | Huella Esq. Der. | 29,7x59,6 cm. 11 <sup>3/4</sup> "x23 <sup>1/2</sup> " | Lappato           | C220403531             | 100147383 G416         |
| White           | Huella Esq. Der. | 29,7x120cm. 11 <sup>3/4</sup> "x47 <sup>1/4</sup> "   | Lappato           | C229400211             | 100158811 G425         |
| White           | Huella Esq. Der. | 29,7x59,6 cm. 11 <sup>3/4</sup> "x23 <sup>1/2</sup> " | Nature            | C220403311             | 100147391 G416         |
| White           | Huella Esq. Der. | 29,7x120cm. 11 <sup>3/4</sup> "x47 <sup>1/4</sup> "   | Nature            | C229400181             | 100158812 G425         |
| White           | Huella Esq. Der. | 29,7x59,6 cm. 11 <sup>3/4</sup> "x23 <sup>1/2</sup> " | Texture           | C220404031             | 100147392 G416         |
| Brown           | Huella Esq. Der. | 29,7x59,6 cm. 11 <sup>3/4</sup> "x23 <sup>1/2</sup> " | Lappato           | C220402201             | 100147389 G416         |
| Brown           | Huella Esq. Der. | 29,7x120cm. 11 <sup>3/4</sup> "x47 <sup>1/4</sup> "   | Lappato           | C229400341             | 100158807 G425         |
| Brown           | Huella Esq. Der. | 29,7x59,6 cm. 11 <sup>3/4</sup> "x23 <sup>1/2</sup> " | Nature            | C220402291             | 100147325 G416         |
| Brown           | Huella Esq. Der. | 29,7x120cm. 11 <sup>3/4</sup> "x47 <sup>1/4</sup> "   | Nature            | C229400151             | 100158808 G425         |
| Brown           | Huella Esq. Der. | 29,7x59,6 cm. 11 <sup>3/4</sup> "x23 <sup>1/2</sup> " | Texture           | C220401931             | 100147326 G416         |
| Grey            | Huella Esq. Der. | 29,7x59,6 cm. 11 <sup>3/4</sup> "x23 <sup>1/2</sup> " | Lappato           | C220403831             | 100147382 G416         |
| Grey            | Huella Esq. Der. | 44,6x89,5 cm. 17 <sup>1/2</sup> "x35 <sup>1/4</sup> " | Lappato           | C225700551             | 100148584 G419         |
| Grey            | Huella Esq. Der. | 29,7x120cm. 11 <sup>3/4</sup> "x47 <sup>1/4</sup> "   | Lappato           | C229400141             | 100158809 G425         |
| Grey            | Huella Esq. Der. | 29,7x59,6 cm. 11 <sup>3/4</sup> "x23 <sup>1/2</sup> " | Nature            | C220401881             | 100147393 G416         |
| Grey            | Huella Esq. Der. | 44,6x89,5 cm. 17 <sup>1/2</sup> "x35 <sup>1/4</sup> " | Nature            | C225700221             | 100148583 G419         |
| Grey            | Huella Esq. Der. | 29,7x120cm. 11 <sup>3/4</sup> "x47 <sup>1/4</sup> "   | Nature            | C229400411             | 100158810 G425         |
| Grey            | Huella Esq. Der. | 29,7x59,6 cm. 11 <sup>3/4</sup> "x23 <sup>1/2</sup> " | Texture           | C220402851             | 100147390 G416         |
| Black           | Huella Esq. Der. | 29,7x59,6 cm. 11 <sup>3/4</sup> "x23 <sup>1/2</sup> " | Lappato           | C220403081             | 100147388 G416         |
| Black           | Huella Esq. Der. | 29,7x120cm. 11 <sup>3/4</sup> "x47 <sup>1/4</sup> "   | Lappato           | C229400231             | 100158805 G425         |
| Black           | Huella Esq. Der. | 29,7x59,6 cm. 11 <sup>3/4</sup> "x23 <sup>1/2</sup> " | Nature            | C220402411             | 100147324 G416         |
| Black           | Huella Esq. Der. | 29,7x120cm. 11 <sup>3/4</sup> "x47 <sup>1/4</sup> "   | Nature            | C229400221             | 100158806 G425         |
| Black           | Huella Esq. Der. | 29,7x59,6 cm. 11 <sup>3/4</sup> "x23 <sup>1/2</sup> " | Texture           | C220402971             | 100147323 G416         |

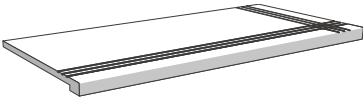
**AVENUE**  
Huella Esquina Derecha  
Step Tile Right Corner



|       |                  |   |         |            |                |
|-------|------------------|---|---------|------------|----------------|
| White | Huella Esq. Izq. | 29,7x59,6 cm. 11 <sup>3/4</sup> "x23 <sup>1/2</sup> " | Lappato | C220402881 | 100147387 G416 |
| White | Huella Esq. Izq. | 29,7x120cm. 11 <sup>3/4</sup> "x47 <sup>1/4</sup> "   | Lappato | C229400561 | 100159476 G425 |
| White | Huella Esq. Izq. | 29,7x59,6 cm. 11 <sup>3/4</sup> "x23 <sup>1/2</sup> " | Nature  | C220402801 | 100147328 G416 |
| White | Huella Esq. Izq. | 29,7x120cm. 11 <sup>3/4</sup> "x47 <sup>1/4</sup> "   | Nature  | C229400511 | 100159477 G425 |
| White | Huella Esq. Izq. | 29,7x59,6 cm. 11 <sup>3/4</sup> "x23 <sup>1/2</sup> " | Texture | C220402281 | 100147337 G416 |
| Brown | Huella Esq. Izq. | 29,7x59,6 cm. 11 <sup>3/4</sup> "x23 <sup>1/2</sup> " | Lappato | C220402221 | 100147385 G416 |
| Brown | Huella Esq. Izq. | 29,7x120cm. 11 <sup>3/4</sup> "x47 <sup>1/4</sup> "   | Lappato | C229400571 | 100159472 G425 |
| Brown | Huella Esq. Izq. | 29,7x59,6 cm. 11 <sup>3/4</sup> "x23 <sup>1/2</sup> " | Nature  | C220403731 | 100147394 G416 |
| Brown | Huella Esq. Izq. | 29,7x120cm. 11 <sup>3/4</sup> "x47 <sup>1/4</sup> "   | Nature  | C229400451 | 100159473 G425 |
| Brown | Huella Esq. Izq. | 29,7x59,6 cm. 11 <sup>3/4</sup> "x23 <sup>1/2</sup> " | Texture | C220402341 | 100147327 G416 |
| Grey  | Huella Esq. Izq. | 29,7x59,6 cm. 11 <sup>3/4</sup> "x23 <sup>1/2</sup> " | Lappato | C220402001 | 100147386 G416 |
| Grey  | Huella Esq. Izq. | 44,6x89,5 cm. 17 <sup>1/2</sup> "x35 <sup>1/4</sup> " | Lappato | C225700311 | 100148586 G419 |
| Grey  | Huella Esq. Izq. | 29,7x120cm. 11 <sup>3/4</sup> "x47 <sup>1/4</sup> "   | Lappato | C229400481 | 100159465 G425 |
| Grey  | Huella Esq. Izq. | 29,7x59,6 cm. 11 <sup>3/4</sup> "x23 <sup>1/2</sup> " | Nature  | C220402791 | 100147335 G416 |
| Grey  | Huella Esq. Izq. | 44,6x89,5 cm. 17 <sup>1/2</sup> "x35 <sup>1/4</sup> " | Nature  | C225700161 | 100148585 G419 |
| Grey  | Huella Esq. Izq. | 29,7x120cm. 11 <sup>3/4</sup> "x47 <sup>1/4</sup> "   | Nature  | C229400551 | 100159466 G425 |
| Grey  | Huella Esq. Izq. | 29,7x59,6 cm. 11 <sup>3/4</sup> "x23 <sup>1/2</sup> " | Texture | C220402141 | 100147336 G416 |
| Black | Huella Esq. Izq. | 29,7x59,6 cm. 11 <sup>3/4</sup> "x23 <sup>1/2</sup> " | Lappato | C220402561 | 100147384 G416 |
| Black | Huella Esq. Izq. | 29,7x120cm. 11 <sup>3/4</sup> "x47 <sup>1/4</sup> "   | Lappato | C229400351 | 100159461 G425 |
| Black | Huella Esq. Izq. | 29,7x59,6 cm. 11 <sup>3/4</sup> "x23 <sup>1/2</sup> " | Nature  | C220403821 | 100147333 G416 |
| Black | Huella Esq. Izq. | 29,7x120cm. 11 <sup>3/4</sup> "x47 <sup>1/4</sup> "   | Nature  | C229400461 | 100159462 G425 |
| Black | Huella Esq. Izq. | 29,7x59,6 cm. 11 <sup>3/4</sup> "x23 <sup>1/2</sup> " | Texture | C220402611 | 100147334 G416 |

**AVENUE**  
Huella Esquina Izquierda  
Step Tile Left Corner



|  | Color<br>Colour             | Pieza<br>Piece              | Formato (cm.)<br>Format (inches)                                  | Acabado<br>Finish   | Código KEA<br>KEA Code | Código SAP<br>SAP Code |                |
|--|-----------------------------|-----------------------------|---|---|------------------------|------------------------|----------------|
| <b>AVENUE</b><br>Peldaño Técnico Esquina Derecha<br>Technical Step Tile Right Corner<br> | White                       | <i>Peld. Téc. Esq. Der.</i> | 29,7x59,6 cm.   | 11 <sup>3</sup> / <sub>4</sub> "x23 <sup>1</sup> / <sub>2</sub> " | Lappato                | C220405401             | 100147745 G430 |
|  | White                       | <i>Peld. Téc. Esq. Der.</i> | 29,7x120cm.   | 11 <sup>3</sup> / <sub>4</sub> "x47 <sup>1</sup> / <sub>4</sub> " | Lappato                | C229400591             | 100158862 G441 |
|  | White                       | <i>Peld. Téc. Esq. Der.</i> | 29,7x59,6 cm.   | 11 <sup>3</sup> / <sub>4</sub> "x23 <sup>1</sup> / <sub>2</sub> " | Nature                 | C220405291             | 100147685 G430 |
|  | White                       | <i>Peld. Téc. Esq. Der.</i> | 29,7x120cm.   | 11 <sup>3</sup> / <sub>4</sub> "x47 <sup>1</sup> / <sub>4</sub> " | Nature                 | C229400471             | 100158863 G441 |
|  | White                       | <i>Peld. Téc. Esq. Der.</i> | 29,7x59,6 cm.   | 11 <sup>3</sup> / <sub>4</sub> "x23 <sup>1</sup> / <sub>2</sub> " | Texture                | C220404971             | 100147686 G430 |
|  | Brown                       | <i>Peld. Téc. Esq. Der.</i> | 29,7x59,6 cm.   | 11 <sup>3</sup> / <sub>4</sub> "x23 <sup>1</sup> / <sub>2</sub> " | Lappato                | C220405031             | 100147744 G430 |
|  | Brown                       | <i>Peld. Téc. Esq. Der.</i> | 29,7x120cm.   | 11 <sup>3</sup> / <sub>4</sub> "x47 <sup>1</sup> / <sub>4</sub> " | Lappato                | C229400601             | 100158850 G441 |
|  | Brown                       | <i>Peld. Téc. Esq. Der.</i> | 29,7x59,6 cm.   | 11 <sup>3</sup> / <sub>4</sub> "x23 <sup>1</sup> / <sub>2</sub> " | Nature                 | C220407161             | 100147689 G430 |
|  | Brown                       | <i>Peld. Téc. Esq. Der.</i> | 29,7x120cm.   | 11 <sup>3</sup> / <sub>4</sub> "x47 <sup>1</sup> / <sub>4</sub> " | Nature                 | C229400311             | 100158851 G441 |
|  | Brown                       | <i>Peld. Téc. Esq. Der.</i> | 29,7x59,6 cm.   | 11 <sup>3</sup> / <sub>4</sub> "x23 <sup>1</sup> / <sub>2</sub> " | Texture                | C220405531             | 100147690 G430 |
|  | Grey                        | <i>Peld. Téc. Esq. Der.</i> | 29,7x59,6 cm.   | 11 <sup>3</sup> / <sub>4</sub> "x23 <sup>1</sup> / <sub>2</sub> " | Lappato                | C220405981             | 100147746 G430 |
|  | Grey                        | <i>Peld. Téc. Esq. Der.</i> | 44,6x89,5 cm.   | 17 <sup>1</sup> / <sub>2</sub> "x35 <sup>1</sup> / <sub>4</sub> " | Lappato                | C225700671             | 100148663 G443 |
|  | Grey                        | <i>Peld. Téc. Esq. Der.</i> | 29,7x120cm.   | 11 <sup>3</sup> / <sub>4</sub> "x47 <sup>1</sup> / <sub>4</sub> " | Lappato                | C229400531             | 100158848 G441 |
|  | Grey                        | <i>Peld. Téc. Esq. Der.</i> | 29,7x59,6 cm.   | 11 <sup>3</sup> / <sub>4</sub> "x23 <sup>1</sup> / <sub>2</sub> " | Nature                 | C220405281             | 100147691 G430 |
|  | Grey                        | <i>Peld. Téc. Esq. Der.</i> | 44,6x89,5 cm.   | 17 <sup>1</sup> / <sub>2</sub> "x35 <sup>1</sup> / <sub>4</sub> " | Nature                 | C225700651             | 100148664 G443 |
|  | Grey                        | <i>Peld. Téc. Esq. Der.</i> | 29,7x120cm.   | 11 <sup>3</sup> / <sub>4</sub> "x47 <sup>1</sup> / <sub>4</sub> " | Nature                 | C229400191             | 100158849 G441 |
|  | Grey                        | <i>Peld. Téc. Esq. Der.</i> | 29,7x59,6 cm.   | 11 <sup>3</sup> / <sub>4</sub> "x23 <sup>1</sup> / <sub>2</sub> " | Texture                | C220405641             | 100147692 G430 |
|  | Black                       | <i>Peld. Téc. Esq. Der.</i> | 29,7x59,6 cm.   | 11 <sup>3</sup> / <sub>4</sub> "x23 <sup>1</sup> / <sub>2</sub> " | Lappato                | C220406581             | 100147743 G430 |
|  | Black                       | <i>Peld. Téc. Esq. Der.</i> | 29,7x120cm.   | 11 <sup>3</sup> / <sub>4</sub> "x47 <sup>1</sup> / <sub>4</sub> " | Lappato                | C229400611             | 100158844 G441 |
|  | Black                       | <i>Peld. Téc. Esq. Der.</i> | 29,7x59,6 cm.   | 11 <sup>3</sup> / <sub>4</sub> "x23 <sup>1</sup> / <sub>2</sub> " | Nature                 | C220405341             | 100147687 G430 |
| Black  | <i>Peld. Téc. Esq. Der.</i> | 29,7x120cm.                 | 11 <sup>3</sup> / <sub>4</sub> "x47 <sup>1</sup> / <sub>4</sub> " | Nature  | C229400391             | 100158845 G441         |                |
| Black  | <i>Peld. Téc. Esq. Der.</i> | 29,7x59,6 cm.               | 11 <sup>3</sup> / <sub>4</sub> "x23 <sup>1</sup> / <sub>2</sub> " | Texture   | C220404951             | 100147688 G430         |                |

|   |                             |                             |   |   |            |                |                |
|---|-----------------------------|-----------------------------|---|---|------------|----------------|----------------|
| <b>AVENUE</b><br>Peldaño Técnico Esquina Izquierda<br>Technical Step Tile Left Corner<br> | White                       | <i>Peld. Téc. Esq. Izq.</i> | 29,7x59,6 cm.   | 11 <sup>3</sup> / <sub>4</sub> "x23 <sup>1</sup> / <sub>2</sub> " | Lappato    | C220405481     | 100147750 G430 |
|   | White                       | <i>Peld. Téc. Esq. Izq.</i> | 29,7x120cm.   | 11 <sup>3</sup> / <sub>4</sub> "x47 <sup>1</sup> / <sub>4</sub> " | Lappato    | C229400491     | 100158864 G441 |
|   | White                       | <i>Peld. Téc. Esq. Izq.</i> | 29,7x59,6 cm.   | 11 <sup>3</sup> / <sub>4</sub> "x23 <sup>1</sup> / <sub>2</sub> " | Nature     | C220404741     | 100147758 G430 |
|   | White                       | <i>Peld. Téc. Esq. Izq.</i> | 29,7x120cm.   | 11 <sup>3</sup> / <sub>4</sub> "x47 <sup>1</sup> / <sub>4</sub> " | Nature     | C229400241     | 100158865 G441 |
|   | White                       | <i>Peld. Téc. Esq. Izq.</i> | 29,7x59,6 cm.   | 11 <sup>3</sup> / <sub>4</sub> "x23 <sup>1</sup> / <sub>2</sub> " | Texture    | C220405121     | 100147702 G430 |
|   | Brown                       | <i>Peld. Téc. Esq. Izq.</i> | 29,7x59,6 cm.   | 11 <sup>3</sup> / <sub>4</sub> "x23 <sup>1</sup> / <sub>2</sub> " | Lappato    | C220405831     | 100147748 G430 |
|   | Brown                       | <i>Peld. Téc. Esq. Izq.</i> | 29,7x120cm.   | 11 <sup>3</sup> / <sub>4</sub> "x47 <sup>1</sup> / <sub>4</sub> " | Lappato    | C229400161     | 100158852 G441 |
|   | Brown                       | <i>Peld. Téc. Esq. Izq.</i> | 29,7x59,6 cm.   | 11 <sup>3</sup> / <sub>4</sub> "x23 <sup>1</sup> / <sub>2</sub> " | Nature     | C220405141     | 100147756 G430 |
|   | Brown                       | <i>Peld. Téc. Esq. Izq.</i> | 29,7x120cm.   | 11 <sup>3</sup> / <sub>4</sub> "x47 <sup>1</sup> / <sub>4</sub> " | Nature     | C229400171     | 100158853 G441 |
|   | Brown                       | <i>Peld. Téc. Esq. Izq.</i> | 29,7x59,6 cm.   | 11 <sup>3</sup> / <sub>4</sub> "x23 <sup>1</sup> / <sub>2</sub> " | Texture    | C220404821     | 100147701 G430 |
|   | Grey                        | <i>Peld. Téc. Esq. Izq.</i> | 29,7x59,6 cm.   | 11 <sup>3</sup> / <sub>4</sub> "x23 <sup>1</sup> / <sub>2</sub> " | Lappato    | C220405551     | 100147749 G430 |
|   | Grey                        | <i>Peld. Téc. Esq. Izq.</i> | 44,6x89,5 cm.   | 17 <sup>1</sup> / <sub>2</sub> "x35 <sup>1</sup> / <sub>4</sub> " | Lappato    | C225700341     | 100148665 G443 |
|   | Grey                        | <i>Peld. Téc. Esq. Izq.</i> | 29,7x120cm.   | 11 <sup>3</sup> / <sub>4</sub> "x47 <sup>1</sup> / <sub>4</sub> " | Lappato    | C229400541     | 100158860 G441 |
|   | Grey                        | <i>Peld. Téc. Esq. Izq.</i> | 29,7x59,6 cm.   | 11 <sup>3</sup> / <sub>4</sub> "x23 <sup>1</sup> / <sub>2</sub> " | Nature     | C220405601     | 100147759 G430 |
|   | Grey                        | <i>Peld. Téc. Esq. Izq.</i> | 44,6x89,5 cm.   | 17 <sup>1</sup> / <sub>2</sub> "x35 <sup>1</sup> / <sub>4</sub> " | Nature     | C225700371     | 100148666 G443 |
|   | Grey                        | <i>Peld. Téc. Esq. Izq.</i> | 29,7x120cm.   | 11 <sup>3</sup> / <sub>4</sub> "x47 <sup>1</sup> / <sub>4</sub> " | Nature     | C229400581     | 100158861 G441 |
|   | Grey                        | <i>Peld. Téc. Esq. Izq.</i> | 29,7x59,6 cm.   | 11 <sup>3</sup> / <sub>4</sub> "x23 <sup>1</sup> / <sub>2</sub> " | Texture    | C220406351     | 100147757 G430 |
|   | Black                       | <i>Peld. Téc. Esq. Izq.</i> | 29,7x59,6 cm.   | 11 <sup>3</sup> / <sub>4</sub> "x23 <sup>1</sup> / <sub>2</sub> " | Lappato    | C220406981     | 100147747 G430 |
|   | Black                       | <i>Peld. Téc. Esq. Izq.</i> | 29,7x120cm.   | 11 <sup>3</sup> / <sub>4</sub> "x47 <sup>1</sup> / <sub>4</sub> " | Lappato    | C229400321     | 100158846 G441 |
|   | Black                       | <i>Peld. Téc. Esq. Izq.</i> | 29,7x59,6 cm.   | 11 <sup>3</sup> / <sub>4</sub> "x23 <sup>1</sup> / <sub>2</sub> " | Nature     | C220406111     | 100147754 G430 |
| Black   | <i>Peld. Téc. Esq. Izq.</i> | 29,7x120cm.                 | 11 <sup>3</sup> / <sub>4</sub> "x47 <sup>1</sup> / <sub>4</sub> " | Nature  | C229400281 | 100158847 G441 |                |
| Black   | <i>Peld. Téc. Esq. Izq.</i> | 29,7x59,6 cm.               | 11 <sup>3</sup> / <sub>4</sub> "x23 <sup>1</sup> / <sub>2</sub> " | Texture   | C220405011 | 100147755 G430 |                |



CITY Zone Nature 59,6x59,6 cm.



**CITY**





**CITY**






**POLISHED****LAPPATO R9****NATURE R9****CITY****CITY CUBE**


| <b>Formato (cm.)</b><br>Format (inches) |   | <b>Espesor (mm.)</b><br>Thickness (inches) |       | <b>Acabado</b><br>Finish | <b>Código KEA</b><br>KEA Code | <b>Código SAP</b><br>SAP Code |      | <b>Valor UPEC</b><br>UPEC Value |
|---|---|--|-------|--------------------------|-------------------------------|-------------------------------|------|---------------------------------|
| 40x40                                   | 15 <sup>3</sup> / <sub>4</sub> "x15 <sup>3</sup> / <sub>4</sub> " | 9,5  | 3/8"  | Polished                 | C224001521                    | 100002393                     | G455 |                                 |
| 29,7x59,6                               | 11 <sup>3</sup> / <sub>4</sub> "x23 <sup>1</sup> / <sub>2</sub> " | 9,5  | 3/8"  | Polished                 | C220400181                    | 100143056                     | G455 |                                 |
| 59,6x59,6                               | 23 <sup>1</sup> / <sub>2</sub> "x23 <sup>1</sup> / <sub>2</sub> " | 9,5  | 3/8"  | Polished                 | C226000071                    | 100121299                     | G457 |                                 |
| 44,6x89,5                               | 17 <sup>3</sup> / <sub>4</sub> "x35 <sup>1</sup> / <sub>4</sub> " | 10   | 3/8"  | Polished                 | C225700151                    | 100143434                     | G484 |                                 |
| 89,5x89,5                               | 35 <sup>1</sup> / <sub>4</sub> "x35 <sup>1</sup> / <sub>4</sub> " | 10   | 3/8"  | Polished                 | C229999061                    | 100138822                     | G484 |                                 |
| 40x40                                   | 15 <sup>3</sup> / <sub>4</sub> "x15 <sup>3</sup> / <sub>4</sub> " | 10,4                                       | 7/16" | Lappato                  | C224404601                    | 100113778                     | G454 |                                 |
| 29,7x59,6                               | 11 <sup>3</sup> / <sub>4</sub> "x23 <sup>1</sup> / <sub>2</sub> " | 10,4                                       | 7/16" | Lappato                  | C220400541                    | 100143195                     | G494 | U4 P4 E3 C2                     |
| 59,6x59,6                               | 23 <sup>1</sup> / <sub>2</sub> "x23 <sup>1</sup> / <sub>2</sub> " | 10,4                                       | 7/16" | Lappato                  | C226000821                    | 100143196                     | G456 | U4 P4+ E3 C2                    |
| 40x40                                   | 15 <sup>3</sup> / <sub>4</sub> "x15 <sup>3</sup> / <sub>4</sub> " | 10,4                                       | 7/16" | Nature                   | C224404711                    | 100120656                     | G451 | U4 P4+E3 C2                     |
| 29,7x59,6                               | 11 <sup>3</sup> / <sub>4</sub> "x23 <sup>1</sup> / <sub>2</sub> " | 10,4                                       | 7/16" | Nature                   | C220400231                    | 100143060                     | G451 | U4 P4 E3 C2                     |
| 59,6x59,6                               | 23 <sup>1</sup> / <sub>2</sub> "x23 <sup>1</sup> / <sub>2</sub> " | 10,4                                       | 7/16" | Nature                   | C226000511                    | 100143068                     | G452 | U4 P4+E3 C2                     |
| 44,6x89,5                               | 17 <sup>3</sup> / <sub>4</sub> "x35 <sup>1</sup> / <sub>4</sub> " | 11   | 7/16" | Nature                   | C225700141                    | 100143435                     | G480 |                                 |
| 89,5x89,5                               | 35 <sup>1</sup> / <sub>4</sub> "x35 <sup>1</sup> / <sub>4</sub> " | 11   | 7/16" | Nature                   | C229999191                    | 100138823                     | G480 |                                 |



**NATURE R9****LAPPATO R9****POLISHED****CITY AREA**

| Formato (cm.)<br>Format (inches) |   | Espesor (mm.)<br>Thickness (inches) |       | Acabado<br>Finish | Código KEA<br>KEA Code | Código SAP<br>SAP Code | Valor UPEC<br>UPEC Value |
|----------------------------------|---|-------------------------------------|-------|-------------------|------------------------|------------------------|--------------------------|
| 40x40                            | 15 <sup>3</sup> / <sub>4</sub> "x15 <sup>3</sup> / <sub>4</sub> " | 9,5                                 | 3/8"  | Polished          | C224001501             | 100002391              | G455                     |
| 29,7x59,6                        | 11 <sup>3</sup> / <sub>4</sub> "x23 <sup>1</sup> / <sub>2</sub> " | 9,5                                 | 3/8"  | Polished          | C220400241             | 100143054              | G455                     |
| 59,6x59,6                        | 23 <sup>1</sup> / <sub>2</sub> "x23 <sup>1</sup> / <sub>2</sub> " | 9,5                                 | 3/8"  | Polished          | C226000111             | 100121583              | G457                     |
| 40x40                            | 15 <sup>3</sup> / <sub>4</sub> "x15 <sup>3</sup> / <sub>4</sub> " | 10,4                                | 7/16" | Lappato           | C224404611             | 100113777              | G454                     |
| 29,7x59,6                        | 11 <sup>3</sup> / <sub>4</sub> "x23 <sup>1</sup> / <sub>2</sub> " | 10,4                                | 7/16" | Lappato           | C220400441             | 100143194              | G494                     |
| 59,6x59,6                        | 23 <sup>1</sup> / <sub>2</sub> "x23 <sup>1</sup> / <sub>2</sub> " | 10,4                                | 7/16" | Lappato           | C226000311             | 100138100              | G456                     |
| 40x40                            | 15 <sup>3</sup> / <sub>4</sub> "x15 <sup>3</sup> / <sub>4</sub> " | 10,4                                | 7/16" | Nature            | C224404701             | 100120655              | G451                     |
| 29,7x59,6                        | 11 <sup>3</sup> / <sub>4</sub> "x23 <sup>1</sup> / <sub>2</sub> " | 10,4                                | 7/16" | Nature            | C220400061             | 100137701              | G451 U4 P4 E3 C2         |
| 59,6x59,6                        | 23 <sup>1</sup> / <sub>2</sub> "x23 <sup>1</sup> / <sub>2</sub> " | 10,4                                | 7/16" | Nature            | C226000301             | 100137702              | G452 U4 P4+E3 C2         |






**CITY ZONE**

| Formato (cm.)<br>Format (inches)   | Espesor (mm.)<br>Thickness (inches) | Acabado<br>Finish | Código KEA<br>KEA Code | Código SAP<br>SAP Code | Valor UPEC<br>UPEC Value |
|--|-------------------------------------|-------------------|------------------------|------------------------|--------------------------|
| 40x40    15 <sup>3</sup> / <sub>4</sub> "x15 <sup>3</sup> / <sub>4</sub> "     | 9,5    3/8"                         | Polished          | C224001551             | 100002395              | G455                     |
| 29,7x59,6    11 <sup>3</sup> / <sub>4</sub> "x23 <sup>1</sup> / <sub>2</sub> " | 9,5    3/8"                         | Polished          | C220400201             | 100143057              | G455                     |
| 59,6x59,6    23 <sup>1</sup> / <sub>2</sub> "x23 <sup>1</sup> / <sub>2</sub> " | 9,5    3/8"                         | Polished          | C226000131             | 100121585              | G457                     |
| 40x40    15 <sup>3</sup> / <sub>4</sub> "x15 <sup>3</sup> / <sub>4</sub> "     | 10,4    7/16"                       | Lappato           | C224404621             | 100113782              | G454                     |
| 29,7x59,6    11 <sup>3</sup> / <sub>4</sub> "x23 <sup>1</sup> / <sub>2</sub> " | 10,4    7/16"                       | Lappato           | C220400661             | 100143201              | G494                     |
| 59,6x59,6    23 <sup>1</sup> / <sub>2</sub> "x23 <sup>1</sup> / <sub>2</sub> " | 10,4    7/16"                       | Lappato           | C226001111             | 100143202              | G456                     |
| 40x40    15 <sup>3</sup> / <sub>4</sub> "x15 <sup>3</sup> / <sub>4</sub> "     | 10,4    7/16"                       | Nature            | C224404671             | 100120660              | G451                     |
| 29,7x59,6    11 <sup>3</sup> / <sub>4</sub> "x23 <sup>1</sup> / <sub>2</sub> " | 10,4    7/16"                       | Nature            | C220400291             | 100143062              | G451    U4 P4 E3 C2      |
| 59,6x59,6    23 <sup>1</sup> / <sub>2</sub> "x23 <sup>1</sup> / <sub>2</sub> " | 10,4    7/16"                       | Nature            | C226000121             | 100121586              | G452    U4 P4+E3 C2      |



**NATURE R9****LAPPATO R9****POLISHED****CITY STUDIO**

| Formato (cm.)<br>Format (inches) |   | Espesor (mm.)<br>Thickness (inches) |       | Acabado<br>Finish | Código KEA<br>KEA Code | Código SAP<br>SAP Code | Valor UPEC<br>UPEC Value |
|----------------------------------|---|-------------------------------------|-------|-------------------|------------------------|------------------------|--------------------------|
| 40x40                            | 15 <sup>3</sup> / <sub>4</sub> "x15 <sup>3</sup> / <sub>4</sub> " | 9,5                                 | 3/8"  | Polished          | C224001511             | 100002392              | G455                     |
| 29,7x59,6                        | 11 <sup>3</sup> / <sub>4</sub> "x23 <sup>1</sup> / <sub>2</sub> " | 9,5                                 | 3/8"  | Polished          | C220400251             | 100143055              | G455                     |
| 59,6x59,6                        | 23 <sup>1</sup> / <sub>2</sub> "x23 <sup>1</sup> / <sub>2</sub> " | 9,5                                 | 3/8"  | Polished          | C226000491             | 100143065              | G457                     |
| 40x40                            | 15 <sup>3</sup> / <sub>4</sub> "x15 <sup>3</sup> / <sub>4</sub> " | 10,4                                | 7/16" | Lappato           | C224404571             | 100113781              | G454                     |
| 29,7x59,6                        | 11 <sup>3</sup> / <sub>4</sub> "x23 <sup>1</sup> / <sub>2</sub> " | 10,4                                | 7/16" | Lappato           | C220400511             | 100143203              | G494                     |
| 59,6x59,6                        | 23 <sup>1</sup> / <sub>2</sub> "x23 <sup>1</sup> / <sub>2</sub> " | 10,4                                | 7/16" | Lappato           | C226000291             | 100137703              | G456                     |
| 40x40                            | 15 <sup>3</sup> / <sub>4</sub> "x15 <sup>3</sup> / <sub>4</sub> " | 10,4                                | 7/16" | Nature            | C224404681             | 100120659              | G451                     |
| 29,7x59,6                        | 11 <sup>3</sup> / <sub>4</sub> "x23 <sup>1</sup> / <sub>2</sub> " | 10,4                                | 7/16" | Nature            | C220400051             | 100137704              | G451 U4 P4 E3 C2         |
| 59,6x59,6                        | 23 <sup>1</sup> / <sub>2</sub> "x23 <sup>1</sup> / <sub>2</sub> " | 10,4                                | 7/16" | Nature            | C226000201             | 100130492              | G452 U4 P4+E3 C2         |



POLISHED

LAPPATO R9

NATURE R9

CITY

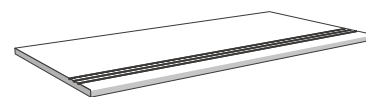
## CITY GRAPHIC

| Formato (cm.)<br>Format (inches) |   | Espesor (mm.)<br>Thickness (inches) |       | Acabado<br>Finish | Código KEA<br>KEA Code | Código SAP<br>SAP Code |      | Valor UPEC<br>UPEC Value |
|----------------------------------|---|-------------------------------------|-------|-------------------|------------------------|------------------------|------|--------------------------|
| 40x40                            | 15 <sup>3</sup> / <sub>4</sub> "x15 <sup>3</sup> / <sub>4</sub> " | 9,5                                 | 3/8"  | Polished          | C224001531             | 100002394              | G455 |                          |
| 29,7x59,6                        | 11 <sup>3</sup> / <sub>4</sub> "x23 <sup>1</sup> / <sub>2</sub> " | 9,5                                 | 3/8"  | Polished          | C220400921             | 100143350              | G455 |                          |
| 59,6x59,6                        | 23 <sup>1</sup> / <sub>2</sub> "x23 <sup>1</sup> / <sub>2</sub> " | 9,5                                 | 3/8"  | Polished          | C226000521             | 100143066              | G457 |                          |
| 44,6x89,5                        | 17 <sup>3</sup> / <sub>4</sub> "x35 <sup>1</sup> / <sub>4</sub> " | 10                                  | 3/8"  | Polished          | C225700111             | 100143436              | G483 |                          |
| 89,5x89,5                        | 35 <sup>1</sup> / <sub>4</sub> "x35 <sup>1</sup> / <sub>4</sub> " | 10                                  | 3/8"  | Polished          | C229999161             | 100138824              | G483 |                          |
| 40x40                            | 15 <sup>3</sup> / <sub>4</sub> "x15 <sup>3</sup> / <sub>4</sub> " | 10,4                                | 7/16" | Lappato           | C224404591             | 100113779              | G454 |                          |
| 29,7x59,6                        | 11 <sup>3</sup> / <sub>4</sub> "x23 <sup>1</sup> / <sub>2</sub> " | 10,4                                | 7/16" | Lappato           | C220400911             | 100143351              | G494 |                          |
| 59,6x59,6                        | 23 <sup>1</sup> / <sub>2</sub> "x23 <sup>1</sup> / <sub>2</sub> " | 10,4                                | 7/16" | Lappato           | C226001181             | 100143198              | G456 |                          |
| 40x40                            | 15 <sup>3</sup> / <sub>4</sub> "x15 <sup>3</sup> / <sub>4</sub> " | 10,4                                | 7/16" | Nature            | C224404661             | 100120657              | G452 | U4 P4 E3 C2              |
| 29,7x59,6                        | 11 <sup>3</sup> / <sub>4</sub> "x23 <sup>1</sup> / <sub>2</sub> " | 10,4                                | 7/16" | Nature            | C220400071             | 100139313              | G453 | U4 P4+ E3 C2             |
| 59,6x59,6                        | 23 <sup>1</sup> / <sub>2</sub> "x23 <sup>1</sup> / <sub>2</sub> " | 10,4                                | 7/16" | Nature            | C226000361             | 100139178              | G454 | U4 P4+ E3 C2             |
| 44,6x89,5                        | 17 <sup>3</sup> / <sub>4</sub> "x35 <sup>1</sup> / <sub>4</sub> " | 11                                  | 7/16" | Nature            | C225700081             | 100143437              | G476 |                          |
| 89,5x89,5                        | 35 <sup>1</sup> / <sub>4</sub> "x35 <sup>1</sup> / <sub>4</sub> " | 11                                  | 7/16" | Nature            | C229999101             | 100138825              | G476 |                          |



# PIEZAS ESPECIALES/ SPECIAL PIECES

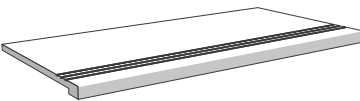
| Color<br>Colour | Pieza<br>Piece | Formato (cm.)<br>Format (inches) | Acabado<br>Finish   | Código KEA<br>KEA Code | Código SAP<br>SAP Code    |
|-----------------|----------------|----------------------------------|---|------------------------|---------------------------|
| Cube            | Huella         | 40x40                            | 15 <sup>3</sup> / <sub>4</sub> "x15 <sup>3</sup> / <sub>4</sub> " | Polished               | C228301021 100002486 G413 |
| Cube            | Huella         | 29,7x59,6 cm.                    | 11 <sup>3</sup> / <sub>4</sub> "x23 <sup>1</sup> / <sub>2</sub> " | Polished               | C220401321 100147238 G414 |
| Cube            | Huella         | 44,6x89,5 cm.                    | 17 <sup>1</sup> / <sub>2</sub> "x35 <sup>1</sup> / <sub>4</sub> " | Polished               | C225700601 100148610 G417 |
| Cube            | Huella         | 40x40                            | 15 <sup>3</sup> / <sub>4</sub> "x15 <sup>3</sup> / <sub>4</sub> " | Nature                 | C228302021 100002489 G413 |
| Cube            | Huella         | 29,7x59,6 cm.                    | 11 <sup>3</sup> / <sub>4</sub> "x23 <sup>1</sup> / <sub>2</sub> " | Nature                 | C220401421 100147263 G414 |
| Cube            | Huella         | 44,6x89,5 cm.                    | 17 <sup>1</sup> / <sub>2</sub> "x35 <sup>1</sup> / <sub>4</sub> " | Nature                 | C225700231 100148609 G417 |
| Area            | Huella         | 40x40                            | 15 <sup>3</sup> / <sub>4</sub> "x15 <sup>3</sup> / <sub>4</sub> " | Polished               | C228301001 100002484 G413 |
| Area            | Huella         | 29,7x59,6 cm.                    | 11 <sup>3</sup> / <sub>4</sub> "x23 <sup>1</sup> / <sub>2</sub> " | Polished               | C220401311 100147236 G414 |
| Area            | Huella         | 40x40                            | 15 <sup>3</sup> / <sub>4</sub> "x15 <sup>3</sup> / <sub>4</sub> " | Nature                 | C224002611 100078252 G413 |
| Area            | Huella         | 29,7x59,6 cm.                    | 11 <sup>3</sup> / <sub>4</sub> "x23 <sup>1</sup> / <sub>2</sub> " | Nature                 | C220401731 100147261 G414 |
| Zone            | Huella         | 40x40                            | 15 <sup>3</sup> / <sub>4</sub> "x15 <sup>3</sup> / <sub>4</sub> " | Polished               | C228301051 100002487 G413 |
| Zone            | Huella         | 29,7x59,6 cm.                    | 11 <sup>3</sup> / <sub>4</sub> "x23 <sup>1</sup> / <sub>2</sub> " | Polished               | C220401371 100147260 G414 |
| Zone            | Huella         | 40x40                            | 15 <sup>3</sup> / <sub>4</sub> "x15 <sup>3</sup> / <sub>4</sub> " | Nature                 | C228302051 100043392 G413 |
| Zone            | Huella         | 29,7x59,6 cm.                    | 11 <sup>3</sup> / <sub>4</sub> "x23 <sup>1</sup> / <sub>2</sub> " | Nature                 | C220401741 100147265 G414 |
| Studio          | Huella         | 40x40                            | 15 <sup>3</sup> / <sub>4</sub> "x15 <sup>3</sup> / <sub>4</sub> " | Polished               | C228301011 100002485 G413 |
| Studio          | Huella         | 29,7x59,6 cm.                    | 11 <sup>3</sup> / <sub>4</sub> "x23 <sup>1</sup> / <sub>2</sub> " | Polished               | C220401331 100147237 G414 |
| Studio          | Huella         | 40x40                            | 15 <sup>3</sup> / <sub>4</sub> "x15 <sup>3</sup> / <sub>4</sub> " | Nature                 | C228302011 100002488 G413 |
| Studio          | Huella         | 29,7x59,6 cm.                    | 11 <sup>3</sup> / <sub>4</sub> "x23 <sup>1</sup> / <sub>2</sub> " | Nature                 | C220401541 100147262 G414 |
| Graphic         | Huella         | 40x40                            | 15 <sup>3</sup> / <sub>4</sub> "x15 <sup>3</sup> / <sub>4</sub> " | Polished               | C228301031 100003730 G413 |
| Graphic         | Huella         | 29,7x59,6 cm.                    | 11 <sup>3</sup> / <sub>4</sub> "x23 <sup>1</sup> / <sub>2</sub> " | Polished               | C220401361 100147239 G414 |
| Graphic         | Huella         | 44,6x89,5 cm.                    | 17 <sup>1</sup> / <sub>2</sub> "x35 <sup>1</sup> / <sub>4</sub> " | Polished               | C225700211 100148612 G417 |
| Graphic         | Huella         | 40x40                            | 15 <sup>3</sup> / <sub>4</sub> "x15 <sup>3</sup> / <sub>4</sub> " | Nature                 | C228302031 100047643 G413 |
| Graphic         | Huella         | 29,7x59,6 cm.                    | 11 <sup>3</sup> / <sub>4</sub> "x23 <sup>1</sup> / <sub>2</sub> " | Nature                 | C220401651 100147264 G414 |
| Graphic         | Huella         | 44,6x89,5 cm.                    | 17 <sup>1</sup> / <sub>2</sub> "x35 <sup>1</sup> / <sub>4</sub> " | Nature                 | C225700461 100148611 G417 |



**CITY**  
Huella  
Step Tile

**CITY**  
 Zócalo  
 Skirting Board


| Color<br>Colour | Pieza<br>Piece | Formato (cm.)<br>Format (inches) | Acabado<br>Finish | Código KEA<br>KEA Code | Código SAP<br>SAP Code |
|-----------------|----------------|----------------------------------|-------------------|------------------------|------------------------|
| Cube            | Zócalo         | 9x40 cm. 3 1/2" x 15 3/4"        | Polished          | C229101021             | 100002514 G405         |
| Cube            | Zócalo         | 9x59,6 cm. 3 1/2" x 23 1/2"      | Polished          | C223700871             | 100145601 G407         |
| Cube            | Zócalo         | 9x89,5 cm. 3 1/2" x 35 1/4"      | Polished          | C223701541             | 100148658 G439         |
| Cube            | Zócalo         | 9x40 cm. 3 1/2" x 15 3/4"        | Nature            | C229102021             | 100002520 G404         |
| Cube            | Zócalo         | 9x59,6 cm. 3 1/2" x 23 1/2"      | Nature            | C223701241             | 100145600 G406         |
| Cube            | Zócalo         | 9x89,5 cm. 3 1/2" x 35 1/4"      | Nature            | C223701551             | 100148657 G439         |
| Area            | Zócalo         | 9x40 cm. 3 1/2" x 15 3/4"        | Polished          | C229101001             | 100002512 G405         |
| Area            | Zócalo         | 9x59,6 cm. 3 1/2" x 23 1/2"      | Polished          | C223700851             | 100145568 G407         |
| Area            | Zócalo         | 9x40 cm. 3 1/2" x 15 3/4"        | Nature            | C229102001             | 100002518 G404         |
| Area            | Zócalo         | 9x59,6 cm. 3 1/2" x 23 1/2"      | Nature            | C223701131             | 100145567 G406         |
| Zone            | Zócalo         | 9x40 cm. 3 1/2" x 15 3/4"        | Polished          | C229101051             | 100002517 G405         |
| Zone            | Zócalo         | 9x59,6 cm. 3 1/2" x 23 1/2"      | Polished          | C223701121             | 100145614 G407         |
| Zone            | Zócalo         | 9x40 cm. 3 1/2" x 15 3/4"        | Nature            | C229102051             | 100002523 G404         |
| Zone            | Zócalo         | 9x59,6 cm. 3 1/2" x 23 1/2"      | Nature            | C223701141             | 100145613 G406         |
| Studio          | Zócalo         | 9x40 cm. 3 1/2" x 15 3/4"        | Polished          | C229101011             | 100002513 G405         |
| Studio          | Zócalo         | 9x59,6 cm. 3 1/2" x 23 1/2"      | Polished          | C223700971             | 100145611 G407         |
| Studio          | Zócalo         | 9x40 cm. 3 1/2" x 15 3/4"        | Nature            | C229102011             | 100002519 G404         |
| Studio          | Zócalo         | 9x59,6 cm. 3 1/2" x 23 1/2"      | Nature            | C223701251             | 100145610 G406         |
| Graphic         | Zócalo         | 9x40 cm. 3 1/2" x 15 3/4"        | Polished          | C229101031             | 100002515 G405         |
| Graphic         | Zócalo         | 9x59,6 cm. 3 1/2" x 23 1/2"      | Polished          | C223700881             | 100145604 G407         |
| Graphic         | Zócalo         | 9x89,5 cm. 3 1/2" x 35 1/4"      | Polished          | C223701571             | 100148680 G439         |
| Graphic         | Zócalo         | 9x40 cm. 3 1/2" x 15 3/4"        | Nature            | C229102031             | 100002521 G404         |
| Graphic         | Zócalo         | 9x59,6 cm. 3 1/2" x 23 1/2"      | Nature            | C223700891             | 100145603 G406         |
| Graphic         | Zócalo         | 9x89,5 cm. 3 1/2" x 35 1/4"      | Nature            | C223701561             | 100148659 G439         |

**CITY**  
 Peldaño Técnico  
 Technical Step Tile


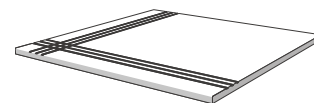
|         |            |                                 |          |            |                |
|---------|------------|---------------------------------|----------|------------|----------------|
| Cube    | Peld. Téc. | 40x40 15 3/4" x 15 3/4"         | Polished | C224002651 | 100078257 G421 |
| Cube    | Peld. Téc. | 29,7x59,6 cm. 11 3/4" x 23 1/2" | Polished | C220404611 | 100147614 G425 |
| Cube    | Peld. Téc. | 44,6x89,5 cm. 17 1/2" x 35 1/4" | Polished | C225700351 | 100148649 G445 |
| Cube    | Peld. Téc. | 40x40 15 3/4" x 15 3/4"         | Nature   | C228306021 | 100031887 G420 |
| Cube    | Peld. Téc. | 29,7x59,6 cm. 11 3/4" x 23 1/2" | Nature   | C220404571 | 100147648 G424 |
| Cube    | Peld. Téc. | 44,6x89,5 cm. 17 1/2" x 35 1/4" | Nature   | C225700331 | 100148648 G445 |
| Area    | Peld. Téc. | 40x40 15 3/4" x 15 3/4"         | Polished | C228305001 | 100002494 G421 |
| Area    | Peld. Téc. | 29,7x59,6 cm. 11 3/4" x 23 1/2" | Polished | C220404551 | 100147617 G425 |
| Area    | Peld. Téc. | 40x40 15 3/4" x 15 3/4"         | Nature   | C224002661 | 100078255 G420 |
| Area    | Peld. Téc. | 29,7x59,6 cm. 11 3/4" x 23 1/2" | Nature   | C220405351 | 100147684 G424 |
| Zone    | Peld. Téc. | 40x40 15 3/4" x 15 3/4"         | Polished | C228305051 | 100060108 G421 |
| Zone    | Peld. Téc. | 29,7x59,6 cm. 11 3/4" x 23 1/2" | Polished | C220408641 | 100148918 G425 |
| Zone    | Peld. Téc. | 40x40 15 3/4" x 15 3/4"         | Nature   | C228306051 | 100003274 G420 |
| Zone    | Peld. Téc. | 29,7x59,6 cm. 11 3/4" x 23 1/2" | Nature   | C220408631 | 100148917 G425 |
| Studio  | Peld. Téc. | 40x40 15 3/4" x 15 3/4"         | Polished | C228305011 | 100060086 G421 |
| Studio  | Peld. Téc. | 29,7x59,6 cm. 11 3/4" x 23 1/2" | Polished | C220404621 | 100147646 G425 |
| Studio  | Peld. Téc. | 40x40 15 3/4" x 15 3/4"         | Nature   | C228306011 | 100060097 G420 |
| Studio  | Peld. Téc. | 29,7x59,6 cm. 11 3/4" x 23 1/2" | Nature   | C220404581 | 100147636 G424 |
| Graphic | Peld. Téc. | 40x40 15 3/4" x 15 3/4"         | Polished | C228305031 | 100060068 G421 |
| Graphic | Peld. Téc. | 29,7x59,6 cm. 11 3/4" x 23 1/2" | Polished | C220404641 | 100147647 G425 |
| Graphic | Peld. Téc. | 44,6x89,5 cm. 17 1/2" x 35 1/4" | Polished | C225700661 | 100148671 G445 |
| Graphic | Peld. Téc. | 40x40 15 3/4" x 15 3/4"         | Nature   | C228306031 | 100002495 G420 |
| Graphic | Peld. Téc. | 29,7x59,6 cm. 11 3/4" x 23 1/2" | Nature   | C220405271 | 100147676 G424 |
| Graphic | Peld. Téc. | 44,6x89,5 cm. 17 1/2" x 35 1/4" | Nature   | C225700391 | 100148670 G445 |



# PIEZAS ESPECIALES/ SPECIAL PIECES


| Color<br>Colour | Pieza<br>Piece | Formato (cm.)<br>Format (inches) | Acabado<br>Finish                       | Código KEA<br>KEA Code | Código SAP<br>SAP Code    |
|-----------------|----------------|----------------------------------|---|------------------------|---------------------------|
| Cube            | Huella Esq.    | 40x40 cm.                        | 15 <sup>3/4</sup> "x15 <sup>3/4</sup> " | Polished               | C228303021 100002491 G414 |
| Cube            | Huella Esq.    | 40x40 cm.                        | 15 <sup>3/4</sup> "x15 <sup>3/4</sup> " | Nature                 | C228304021 100044502 G414 |
| Area            | Huella Esq.    | 40x40 cm.                        | 15 <sup>3/4</sup> "x15 <sup>3/4</sup> " | Polished               | C228303001 100002490 G414 |
| Area            | Huella Esq.    | 40x40 cm.                        | 15 <sup>3/4</sup> "x15 <sup>3/4</sup> " | Nature                 | C224002621 100078253 G414 |
| Zone            | Huella Esq.    | 40x40 cm.                        | 15 <sup>3/4</sup> "x15 <sup>3/4</sup> " | Polished               | C228303051 100002493 G414 |
| Zone            | Huella Esq.    | 40x40 cm.                        | 15 <sup>3/4</sup> "x15 <sup>3/4</sup> " | Nature                 | C228304051 100043393 G414 |
| Studio          | Huella Esq.    | 40x40 cm.                        | 15 <sup>3/4</sup> "x15 <sup>3/4</sup> " | Polished               | C228303011 100060083 G414 |
| Studio          | Huella Esq.    | 40x40 cm.                        | 15 <sup>3/4</sup> "x15 <sup>3/4</sup> " | Nature                 | C228304011 100003273 G414 |
| Graphic         | Huella Esq.    | 40x40 cm.                        | 15 <sup>3/4</sup> "x15 <sup>3/4</sup> " | Polished               | C228303031 100002492 G414 |
| Graphic         | Huella Esq.    | 40x40 cm.                        | 15 <sup>3/4</sup> "x15 <sup>3/4</sup> " | Nature                 | C228304031 100060063 G414 |

**CITY**  
Huella Esquina  
Step Tile Corner



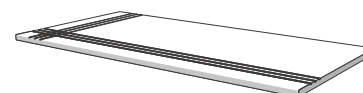
|         |                  |               |   |          |                           |
|---------|------------------|---------------|---|----------|---------------------------|
| Cube    | Huella Esq. Der. | 29,7x59,6 cm. | 11 <sup>3/4</sup> "x23 <sup>1/2</sup> " | Polished | C220401811 100147268 G416 |
| Cube    | Huella Esq. Der. | 44,6x89,5 cm. | 17 <sup>1/2</sup> "x35 <sup>1/4</sup> " | Polished | C225700731 100148829 G419 |
| Cube    | Huella Esq. Der. | 29,7x59,6 cm. | 11 <sup>3/4</sup> "x23 <sup>1/2</sup> " | Nature   | C220401761 100147274 G416 |
| Cube    | Huella Esq. Der. | 44,6x89,5 cm. | 17 <sup>1/2</sup> "x35 <sup>1/4</sup> " | Nature   | C225700701 100148828 G419 |
| Area    | Huella Esq. Der. | 29,7x59,6 cm. | 11 <sup>3/4</sup> "x23 <sup>1/2</sup> " | Polished | C220401831 100147322 G416 |
| Area    | Huella Esq. Der. | 29,7x59,6 cm. | 11 <sup>3/4</sup> "x23 <sup>1/2</sup> " | Nature   | C220401601 100147273 G416 |
| Zone    | Huella Esq. Der. | 29,7x59,6 cm. | 11 <sup>3/4</sup> "x23 <sup>1/2</sup> " | Polished | C220401671 100147269 G416 |
| Zone    | Huella Esq. Der. | 29,7x59,6 cm. | 11 <sup>3/4</sup> "x23 <sup>1/2</sup> " | Nature   | C220407381 100147320 G416 |
| Studio  | Huella Esq. Der. | 29,7x59,6 cm. | 11 <sup>3/4</sup> "x23 <sup>1/2</sup> " | Polished | C220407341 100147318 G416 |
| Studio  | Huella Esq. Der. | 29,7x59,6 cm. | 11 <sup>3/4</sup> "x23 <sup>1/2</sup> " | Nature   | C220401441 100147275 G416 |
| Graphic | Huella Esq. Der. | 29,7x59,6 cm. | 11 <sup>3/4</sup> "x23 <sup>1/2</sup> " | Polished | C220407431 100147317 G416 |
| Graphic | Huella Esq. Der. | 44,6x89,5 cm. | 17 <sup>1/2</sup> "x35 <sup>1/4</sup> " | Polished | C225700721 100148853 G419 |
| Graphic | Huella Esq. Der. | 29,7x59,6 cm. | 11 <sup>3/4</sup> "x23 <sup>1/2</sup> " | Nature   | C220401341 100147278 G416 |
| Graphic | Huella Esq. Der. | 44,6x89,5 cm. | 17 <sup>1/2</sup> "x35 <sup>1/4</sup> " | Nature   | C225700741 100148852 G419 |

**CITY**  
Huella Esquina Derecha  
Step Tile Right Corner



|         |                  |               |   |          |                           |
|---------|------------------|---------------|---|----------|---------------------------|
| Cube    | Huella Esq. Izq. | 29,7x59,6 cm. | 11 <sup>3/4</sup> "x23 <sup>1/2</sup> " | Polished | C220401391 100147266 G416 |
| Cube    | Huella Esq. Izq. | 44,6x89,5 cm. | 17 <sup>1/2</sup> "x35 <sup>1/4</sup> " | Polished | C225700711 100148851 G419 |
| Cube    | Huella Esq. Izq. | 29,7x59,6 cm. | 11 <sup>3/4</sup> "x23 <sup>1/2</sup> " | Nature   | C220401751 100147272 G416 |
| Cube    | Huella Esq. Izq. | 44,6x89,5 cm. | 17 <sup>1/2</sup> "x35 <sup>1/4</sup> " | Nature   | C225700691 100148850 G419 |
| Area    | Huella Esq. Izq. | 29,7x59,6 cm. | 11 <sup>3/4</sup> "x23 <sup>1/2</sup> " | Polished | C220401401 100147276 G416 |
| Area    | Huella Esq. Izq. | 29,7x59,6 cm. | 11 <sup>3/4</sup> "x23 <sup>1/2</sup> " | Nature   | C220401711 100147270 G416 |
| Zone    | Huella Esq. Izq. | 29,7x59,6 cm. | 11 <sup>3/4</sup> "x23 <sup>1/2</sup> " | Polished | C220401621 100147267 G416 |
| Zone    | Huella Esq. Izq. | 29,7x59,6 cm. | 11 <sup>3/4</sup> "x23 <sup>1/2</sup> " | Nature   | C220407391 100147321 G416 |
| Studio  | Huella Esq. Izq. | 29,7x59,6 cm. | 11 <sup>3/4</sup> "x23 <sup>1/2</sup> " | Polished | C220407411 100147319 G416 |
| Studio  | Huella Esq. Izq. | 29,7x59,6 cm. | 11 <sup>3/4</sup> "x23 <sup>1/2</sup> " | Nature   | C220401661 100147271 G416 |
| Graphic | Huella Esq. Izq. | 29,7x59,6 cm. | 11 <sup>3/4</sup> "x23 <sup>1/2</sup> " | Polished | C220407401 100147316 G416 |
| Graphic | Huella Esq. Izq. | 44,6x89,5 cm. | 17 <sup>1/2</sup> "x35 <sup>1/4</sup> " | Polished | C225700751 100148855 G419 |
| Graphic | Huella Esq. Izq. | 29,7x59,6 cm. | 11 <sup>3/4</sup> "x23 <sup>1/2</sup> " | Nature   | C220401521 100147277 G416 |
| Graphic | Huella Esq. Izq. | 44,6x89,5 cm. | 17 <sup>1/2</sup> "x35 <sup>1/4</sup> " | Nature   | C225700681 100148854 G419 |

**CITY**  
Huella Esquina Izquierda  
Step Tile Left Corner



|   | Color<br>Colour | Pieza<br>Piece         | Formato (cm.)<br>Format (inches) | Acabado<br>Finish   | Código KEA<br>KEA Code | Código SAP<br>SAP Code |           |      |
|---|-----------------|------------------------|----------------------------------|---|------------------------|------------------------|-----------|------|
| <b>CITY</b><br>Peldaño Técnico Esquina<br>Technical Step Tile Corner  | Cube            | <i>Peld. Téc. Esq.</i> | 40x40 cm.                        | 15 <sup>3</sup> / <sub>4</sub> "x15 <sup>3</sup> / <sub>4</sub> " | Polished               | C224002641             | 100078259 | G428 |
|   | Cube            | <i>Peld. Téc. Esq.</i> | 40x40 cm.                        | 15 <sup>3</sup> / <sub>4</sub> "x15 <sup>3</sup> / <sub>4</sub> " | Nature                 | C228308061             | 100067558 | G427 |
|   | Area            | <i>Peld. Téc. Esq.</i> | 40x40 cm.                        | 15 <sup>3</sup> / <sub>4</sub> "x15 <sup>3</sup> / <sub>4</sub> " | Polished               | C224002631             | 100078258 | G428 |
|   | Area            | <i>Peld. Téc. Esq.</i> | 40x40 cm.                        | 15 <sup>3</sup> / <sub>4</sub> "x15 <sup>3</sup> / <sub>4</sub> " | Nature                 | C228308001             | 100002496 | G427 |
|   | Zone            | <i>Peld. Téc. Esq.</i> | 40x40 cm.                        | 15 <sup>3</sup> / <sub>4</sub> "x15 <sup>3</sup> / <sub>4</sub> " | Polished               | C228307051             | 100060112 | G428 |
|   | Zone            | <i>Peld. Téc. Esq.</i> | 40x40 cm.                        | 15 <sup>3</sup> / <sub>4</sub> "x15 <sup>3</sup> / <sub>4</sub> " | Nature                 | C228308051             | 100043394 | G427 |
|   | Studio          | <i>Peld. Téc. Esq.</i> | 40x40 cm.                        | 15 <sup>3</sup> / <sub>4</sub> "x15 <sup>3</sup> / <sub>4</sub> " | Polished               | C228307011             | 100060094 | G428 |
|   | Studio          | <i>Peld. Téc. Esq.</i> | 40x40 cm.                        | 15 <sup>3</sup> / <sub>4</sub> "x15 <sup>3</sup> / <sub>4</sub> " | Nature                 | C228308011             | 100060098 | G427 |
|   | Graphic         | <i>Peld. Téc. Esq.</i> | 40x40 cm.                        | 15 <sup>3</sup> / <sub>4</sub> "x15 <sup>3</sup> / <sub>4</sub> " | Polished               | C228307031             | 100060064 | G428 |
|   | Graphic         | <i>Peld. Téc. Esq.</i> | 40x40 cm.                        | 15 <sup>3</sup> / <sub>4</sub> "x15 <sup>3</sup> / <sub>4</sub> " | Nature                 | C228308031             | 100060078 | G427 |

|  |         |                             |               |   |          |            |           |      |
|--|---------|-----------------------------|---------------|---|----------|------------|-----------|------|
| <b>CITY</b><br>Peldaño Técnico Esquina Derecha<br>Technical Step Tile Right Corner  | Cube    | <i>Peld. Téc. Esq. Der.</i> | 29,7x59,6 cm. | 11 <sup>3</sup> / <sub>4</sub> "x23 <sup>1</sup> / <sub>2</sub> " | Polished | C220404681 | 100147615 | G430 |
|  | Cube    | <i>Peld. Téc. Esq. Der.</i> | 44,6x89,5 cm. | 17 <sup>1</sup> / <sub>2</sub> "x35 <sup>1</sup> / <sub>4</sub> " | Polished | C225700401 | 100148660 | G443 |
|  | Cube    | <i>Peld. Téc. Esq. Der.</i> | 29,7x59,6 cm. | 11 <sup>3</sup> / <sub>4</sub> "x23 <sup>1</sup> / <sub>2</sub> " | Nature   | C220405731 | 100147753 | G429 |
|  | Cube    | <i>Peld. Téc. Esq. Der.</i> | 44,6x89,5 cm. | 17 <sup>1</sup> / <sub>2</sub> "x35 <sup>1</sup> / <sub>4</sub> " | Nature   | C225700291 | 100148599 | G443 |
|  | Area    | <i>Peld. Téc. Esq. Der.</i> | 29,7x59,6 cm. | 11 <sup>3</sup> / <sub>4</sub> "x23 <sup>1</sup> / <sub>2</sub> " | Polished | C220405311 | 100147682 | G430 |
|  | Area    | <i>Peld. Téc. Esq. Der.</i> | 29,7x59,6 cm. | 11 <sup>3</sup> / <sub>4</sub> "x23 <sup>1</sup> / <sub>2</sub> " | Nature   | C220406091 | 100147683 | G429 |
|  | Zone    | <i>Peld. Téc. Esq. Der.</i> | 29,7x59,6 cm. | 11 <sup>3</sup> / <sub>4</sub> "x23 <sup>1</sup> / <sub>2</sub> " | Polished | C220404701 | 100147643 | G430 |
|  | Zone    | <i>Peld. Téc. Esq. Der.</i> | 29,7x59,6 cm. | 11 <sup>3</sup> / <sub>4</sub> "x23 <sup>1</sup> / <sub>2</sub> " | Nature   | C220404671 | 100147635 | G429 |
|  | Studio  | <i>Peld. Téc. Esq. Der.</i> | 29,7x59,6 cm. | 11 <sup>3</sup> / <sub>4</sub> "x23 <sup>1</sup> / <sub>2</sub> " | Polished | C220407361 | 100147679 | G430 |
|  | Studio  | <i>Peld. Téc. Esq. Der.</i> | 29,7x59,6 cm. | 11 <sup>3</sup> / <sub>4</sub> "x23 <sup>1</sup> / <sub>2</sub> " | Nature   | C220404601 | 100147644 | G429 |
|  | Graphic | <i>Peld. Téc. Esq. Der.</i> | 29,7x59,6 cm. | 11 <sup>3</sup> / <sub>4</sub> "x23 <sup>1</sup> / <sub>2</sub> " | Polished | C220407421 | 100147674 | G430 |
|  | Graphic | <i>Peld. Téc. Esq. Der.</i> | 44,6x89,5 cm. | 17 <sup>1</sup> / <sub>2</sub> "x35 <sup>1</sup> / <sub>4</sub> " | Polished | C225700641 | 100148635 | G443 |
|  | Graphic | <i>Peld. Téc. Esq. Der.</i> | 29,7x59,6 cm. | 11 <sup>3</sup> / <sub>4</sub> "x23 <sup>1</sup> / <sub>2</sub> " | Nature   | C220407371 | 100147675 | G429 |
|  | Graphic | <i>Peld. Téc. Esq. Der.</i> | 44,6x89,5 cm. | 17 <sup>1</sup> / <sub>2</sub> "x35 <sup>1</sup> / <sub>4</sub> " | Nature   | C225700571 | 100148634 | G443 |

|  |         |                             |               |   |          |            |           |      |
|--|---------|-----------------------------|---------------|---|----------|------------|-----------|------|
| <b>CITY</b><br>Peldaño Técnico Esquina Izquierda<br>Technical Step Tile Left Corner  | Cube    | <i>Peld. Téc. Esq. Izq.</i> | 29,7x59,6 cm. | 11 <sup>3</sup> / <sub>4</sub> "x23 <sup>1</sup> / <sub>2</sub> " | Polished | C220404591 | 100147616 | G430 |
|  | Cube    | <i>Peld. Téc. Esq. Izq.</i> | 44,6x89,5 cm. | 17 <sup>1</sup> / <sub>2</sub> "x35 <sup>1</sup> / <sub>4</sub> " | Polished | C225700421 | 100148662 | G443 |
|  | Cube    | <i>Peld. Téc. Esq. Izq.</i> | 29,7x59,6 cm. | 11 <sup>3</sup> / <sub>4</sub> "x23 <sup>1</sup> / <sub>2</sub> " | Nature   | C220405441 | 100147752 | G429 |
|  | Cube    | <i>Peld. Téc. Esq. Izq.</i> | 44,6x89,5 cm. | 17 <sup>1</sup> / <sub>2</sub> "x35 <sup>1</sup> / <sub>4</sub> " | Nature   | C225700511 | 100148661 | G443 |
|  | Area    | <i>Peld. Téc. Esq. Izq.</i> | 29,7x59,6 cm. | 11 <sup>3</sup> / <sub>4</sub> "x23 <sup>1</sup> / <sub>2</sub> " | Polished | C220407441 | 100147681 | G430 |
|  | Area    | <i>Peld. Téc. Esq. Izq.</i> | 29,7x59,6 cm. | 11 <sup>3</sup> / <sub>4</sub> "x23 <sup>1</sup> / <sub>2</sub> " | Nature   | C220405081 | 100147751 | G429 |
|  | Zone    | <i>Peld. Téc. Esq. Izq.</i> | 29,7x59,6 cm. | 11 <sup>3</sup> / <sub>4</sub> "x23 <sup>1</sup> / <sub>2</sub> " | Polished | C220407461 | 100147680 | G430 |
|  | Zone    | <i>Peld. Téc. Esq. Izq.</i> | 29,7x59,6 cm. | 11 <sup>3</sup> / <sub>4</sub> "x23 <sup>1</sup> / <sub>2</sub> " | Nature   | C220404561 | 100147634 | G429 |
|  | Studio  | <i>Peld. Téc. Esq. Izq.</i> | 29,7x59,6 cm. | 11 <sup>3</sup> / <sub>4</sub> "x23 <sup>1</sup> / <sub>2</sub> " | Polished | C220407451 | 100147678 | G430 |
|  | Studio  | <i>Peld. Téc. Esq. Izq.</i> | 29,7x59,6 cm. | 11 <sup>3</sup> / <sub>4</sub> "x23 <sup>1</sup> / <sub>2</sub> " | Nature   | C220404631 | 100147645 | G429 |
|  | Graphic | <i>Peld. Téc. Esq. Izq.</i> | 29,7x59,6 cm. | 11 <sup>3</sup> / <sub>4</sub> "x23 <sup>1</sup> / <sub>2</sub> " | Polished | C220407331 | 100147673 | G430 |
|  | Graphic | <i>Peld. Téc. Esq. Izq.</i> | 44,6x89,5 cm. | 17 <sup>1</sup> / <sub>2</sub> "x35 <sup>1</sup> / <sub>4</sub> " | Polished | C225700631 | 100148637 | G443 |
|  | Graphic | <i>Peld. Téc. Esq. Izq.</i> | 29,7x59,6 cm. | 11 <sup>3</sup> / <sub>4</sub> "x23 <sup>1</sup> / <sub>2</sub> " | Nature   | C220407351 | 100147677 | G429 |
|  | Graphic | <i>Peld. Téc. Esq. Izq.</i> | 44,6x89,5 cm. | 17 <sup>1</sup> / <sub>2</sub> "x35 <sup>1</sup> / <sub>4</sub> " | Nature   | C225700281 | 100148636 | G443 |



CONCRETE Grey Lappato 59,6x59,6 cm.



# CONCRETE





# CONCRETE





# CONCRETE TIMBER



**TIMBER  
NATURE R10A**

**TIMBER  
ANTISLIP R12C**



**CONCRETE BEIGE TIMBER**

| Formato (cm.)<br>Format (inches)  | Espesor (mm.)<br>Thickness (inches) | Acabado<br>Finish | Código KEA<br>KEA Code | Código SAP<br>SAP Code | Valor UPEC<br>UPEC Value |
|---|-------------------------------------|-------------------|------------------------|------------------------|--------------------------|
| 22x90      8 <sup>5</sup> / <sub>8</sub> "x35 <sup>3</sup> / <sub>8</sub> " | 10,4   7/16"                        | Nature            | C227800021             | 100138808   G486       | U4 P3 E3 C2              |
| 22x90      8 <sup>5</sup> / <sub>8</sub> "x35 <sup>3</sup> / <sub>8</sub> " | 10,4   7/16"                        | Antislip          | C227800031             | 100143838   G486       |                          |



**NATURE R9A**

**LAPPATO R9**



**MOSAICO CONCRETE BEIGE**

| Formato (cm.)<br>Format (inches)  | Espesor (mm.)<br>Thickness (inches) | Acabado<br>Finish | Código KEA<br>KEA Code | Código SAP<br>SAP Code |
|---|-------------------------------------|-------------------|------------------------|------------------------|
| 29,7x29,7*    11 <sup>3</sup> / <sub>4</sub> "x11 <sup>3</sup> / <sub>4</sub> " | 10,4   7/16"                        | Lappato           | C223024811             | 100146864   G492       |
| 29,7x29,7*    11 <sup>3</sup> / <sub>4</sub> "x11 <sup>3</sup> / <sub>4</sub> " | 10,4   7/16"                        | Nature            | C223024821             | 100146865   G497       |

\*Tamaño de la tesela: 5x5 cm. · \*Piece Size: 2"x2"



LAPPATO R9

NATURE R9A



CONCRETE

## CONCRETE BEIGE

| Formato (cm.)<br>Format (inches)   | Espesor (mm.)<br>Thickness (inches) | Acabado<br>Finish | Código KEA<br>KEA Code | Código SAP<br>SAP Code | Valor UPEC<br>UPEC Value |
|--|-------------------------------------|-------------------|------------------------|------------------------|--------------------------|
| 29,7x59,6    11 <sup>3</sup> / <sub>4</sub> "x23 <sup>1</sup> / <sub>2</sub> " | 10,4    7/16"                       | Lappato           | C220407971             | 100145399    G458      | U4 P4 E3 C2              |
| 59,6x59,6    23 <sup>1</sup> / <sub>2</sub> "x23 <sup>1</sup> / <sub>2</sub> " | 10,4    7/16"                       | Lappato           | C226000421             | 100139189    G458      | U4 P4+ E3 C2             |
| 44,6x89,5    17 <sup>3</sup> / <sub>4</sub> "x35 <sup>1</sup> / <sub>4</sub> " | 11    7/16"                         | Lappato           | C225700001             | 100143373    G466      |                          |
| 89,5x89,5    35 <sup>1</sup> / <sub>4</sub> "x35 <sup>1</sup> / <sub>4</sub> " | 11    7/16"                         | Lappato           | C229999121             | 100138820    G466      |                          |
| 29,7x59,6    11 <sup>3</sup> / <sub>4</sub> "x23 <sup>1</sup> / <sub>2</sub> " | 10,4    7/16"                       | Nature            | C220407981             | 100145400    G494      | U4 P4 E3 C2              |
| 59,6x59,6    23 <sup>1</sup> / <sub>2</sub> "x23 <sup>1</sup> / <sub>2</sub> " | 10,4    7/16"                       | Nature            | C226000411             | 100139310    G494      | U4 P4+ E3 C2             |
| 44,6x89,5    17 <sup>3</sup> / <sub>4</sub> "x35 <sup>1</sup> / <sub>4</sub> " | 11    7/16"                         | Nature            | C225700041             | 100143374    G486      |                          |
| 89,5x89,5    35 <sup>1</sup> / <sub>4</sub> "x35 <sup>1</sup> / <sub>4</sub> " | 11    7/16"                         | Nature            | C229999141             | 100138821    G486      |                          |



**TIMBER  
NATURE R10A**

**TIMBER  
ANTISLIP R12C**



**CONCRETE GREY TIMBER**

| Formato (cm.)<br>Format (inches)                  | Espesor (mm.)<br>Thickness (inches) | Acabado<br>Finish | Código KEA<br>KEA Code | Código SAP<br>SAP Code |
|---|-------------------------------------|-------------------|------------------------|------------------------|
| 22x90      8 <sup>5/8</sup> "x35 <sup>3/8</sup> " | 10,4    7/16"                       | Nature            | C227800011             | 100138807    G486      |
| 22x90      8 <sup>5/8</sup> "x35 <sup>3/8</sup> " | 10,4    7/16"                       | Antislip          | C227800041             | 100143900    G486      |



**NATURE R9A**

**LAPPATO R9**



**MOSAICO CONCRETE GREY**

| Formato (cm.)<br>Format (inches)                      | Espesor (mm.)<br>Thickness (inches) | Acabado<br>Finish | Código KEA<br>KEA Code | Código SAP<br>SAP Code |
|---|-------------------------------------|-------------------|------------------------|------------------------|
| 29,7x29,7*    11 <sup>3/4</sup> "x11 <sup>3/4</sup> " | 10,4    7/16"                       | Lappato           | C223024841             | 100146868    G492      |
| 29,7x29,7*    11 <sup>3/4</sup> "x11 <sup>3/4</sup> " | 10,4    7/16"                       | Nature            | C223024861             | 100146869    G497      |

\*Tamaño de la tesela: 5x5 cm. · \*Piece Size: 2"x2"



**LAPPATO R9****NATURE R9A**

CONCRETE


**CONCRETE GREY**

| <b>Formato (cm.)</b><br>Format (inches)  | <b>Espesor (mm.)</b><br>Thickness (inches) | <b>Acabado</b><br>Finish | <b>Código KEA</b><br>KEA Code | <b>Código SAP</b><br>SAP Code |
|--|--|--------------------------|-------------------------------|-------------------------------|
| 29,7x59,6    11 <sup>3</sup> / <sub>4</sub> "x23 <sup>1</sup> / <sub>2</sub> " | 10,4    7/16"                              | Lappato                  | C222995581                    | 100130309    G457             |
| 59,6x59,6    23 <sup>1</sup> / <sub>2</sub> "x23 <sup>1</sup> / <sub>2</sub> " | 10,4    7/16"                              | Lappato                  | C225953841                    | 100130310    G457             |
| 44,6x89,5    17 <sup>3</sup> / <sub>4</sub> "x35 <sup>1</sup> / <sub>4</sub> " | 11    7/16"                                | Lappato                  | C225700011                    | 100143375    G466             |
| 89,5x89,5    35 <sup>1</sup> / <sub>4</sub> "x35 <sup>1</sup> / <sub>4</sub> " | 11    7/16"                                | Lappato                  | C229999071                    | 100138768    G466             |
| 29,7x59,6    11 <sup>3</sup> / <sub>4</sub> "x23 <sup>1</sup> / <sub>2</sub> " | 10,4    7/16"                              | Nature                   | C222995571                    | 100130311    G453             |
| 59,6x59,6    23 <sup>1</sup> / <sub>2</sub> "x23 <sup>1</sup> / <sub>2</sub> " | 10,4    7/16"                              | Nature                   | C225953851                    | 100130312    G453             |
| 44,6x89,5    17 <sup>3</sup> / <sub>4</sub> "x35 <sup>1</sup> / <sub>4</sub> " | 11    7/16"                                | Nature                   | C225700051                    | 100143381    G486             |
| 89,5x89,5    35 <sup>1</sup> / <sub>4</sub> "x35 <sup>1</sup> / <sub>4</sub> " | 11    7/16"                                | Nature                   | C229999111                    | 100138769    G486             |



**TIMBER  
NATURE R10A**

**TIMBER  
ANTISLIP R12C**



**CONCRETE BLACK TIMBER**

| Formato (cm.)<br>Format (inches)                  | Espesor (mm.)<br>Thickness (inches) | Acabado<br>Finish | Código KEA<br>KEA Code | Código SAP<br>SAP Code |
|---|-------------------------------------|-------------------|------------------------|------------------------|
| 22x90      8 <sup>5/8</sup> "x35 <sup>3/8</sup> " | 10,4    7/16"                       | Nature            | C227800001             | 100138806    G486      |
| 22x90      8 <sup>5/8</sup> "x35 <sup>3/8</sup> " | 10,4    7/16"                       | Antislip          | C227800051             | 100143839    G486      |



**NATURE R9A**

**LAPPATO R9**



**MOSAICO CONCRETE BLACK**

| Formato (cm.)<br>Format (inches)                      | Espesor (mm.)<br>Thickness (inches) | Acabado<br>Finish | Código KEA<br>KEA Code | Código SAP<br>SAP Code |
|---|-------------------------------------|-------------------|------------------------|------------------------|
| 29,7x29,7*    11 <sup>3/4</sup> "x11 <sup>3/4</sup> " | 10,4    7/16"                       | Lappato           | C223024831             | 100146866    G492      |
| 29,7x29,7*    11 <sup>3/4</sup> "x11 <sup>3/4</sup> " | 10,4    7/16"                       | Nature            | C223024851             | 100146867    G497      |

\*Tamaño de la tesela: 5x5 cm. · \*Piece Size: 2"x2"



**LAPPATO R9****NATURE R9A**

CONCRETE

**CONCRETE BLACK**

| Formato (cm.)<br>Format (inches)   | Espesor (mm.)<br>Thickness (inches) | Acabado<br>Finish | Código KEA<br>KEA Code | Código SAP<br>SAP Code |
|--|-------------------------------------|-------------------|------------------------|------------------------|
| 29,7x59,6    11 <sup>3</sup> / <sub>4</sub> "x23 <sup>1</sup> / <sub>2</sub> " | 10,4    7/16"                       | Lappato           | C222995561             | 100130313    G458      |
| 59,6x59,6    23 <sup>1</sup> / <sub>2</sub> "x23 <sup>1</sup> / <sub>2</sub> " | 10,4    7/16"                       | Lappato           | C225953871             | 100130314    G458      |
| 44,6x89,5    17 <sup>3</sup> / <sub>4</sub> "x35 <sup>1</sup> / <sub>4</sub> " | 11    7/16"                         | Lappato           | C225700031             | 100143395    G466      |
| 89,5x89,5    35 <sup>1</sup> / <sub>4</sub> "x35 <sup>1</sup> / <sub>4</sub> " | 11    7/16"                         | Lappato           | C229999091             | 100138767    G466      |
| 29,7x59,6    11 <sup>3</sup> / <sub>4</sub> "x23 <sup>1</sup> / <sub>2</sub> " | 10,4    7/16"                       | Nature            | C222995551             | 100130315    G494      |
| 59,6x59,6    23 <sup>1</sup> / <sub>2</sub> "x23 <sup>1</sup> / <sub>2</sub> " | 10,4    7/16"                       | Nature            | C225953861             | 100130316    G494      |
| 44,6x89,5    17 <sup>3</sup> / <sub>4</sub> "x35 <sup>1</sup> / <sub>4</sub> " | 11    7/16"                         | Nature            | C225700061             | 100143396    G486      |
| 89,5x89,5    35 <sup>1</sup> / <sub>4</sub> "x35 <sup>1</sup> / <sub>4</sub> " | 11    7/16"                         | Nature            | C229999171             | 100140997    G486      |

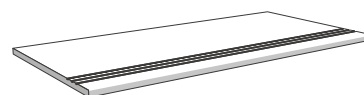


# PIEZAS ESPECIALES/ SPECIAL PIECES

| Color<br>Colour | Pieza<br>Piece | Formato (cm.)<br>Format (inches)                      | Acabado<br>Finish | Código KEA<br>KEA Code | Código SAP<br>SAP Code |
|-----------------|----------------|---|-------------------|------------------------|------------------------|
| Beige           | Huella         | 29,7x59,6 cm. 11 <sup>3/4</sup> "x23 <sup>1/2</sup> " | Lappato           | C220408171             | 100148777 G414         |
| Beige           | Huella         | 44,6x89,5 cm. 17 <sup>1/2</sup> "x35 <sup>1/4</sup> " | Lappato           | C229998861             | 100145455 G435         |
| Beige           | Huella         | 29,7x59,6 cm. 11 <sup>3/4</sup> "x23 <sup>1/2</sup> " | Nature            | C220408161             | 100148778 G414         |
| Beige           | Huella         | 44,6x89,5 cm. 17 <sup>1/2</sup> "x35 <sup>1/4</sup> " | Nature            | C229998711             | 100145470 G435         |
| Grey            | Huella         | 29,7x59,6 cm. 11 <sup>3/4</sup> "x23 <sup>1/2</sup> " | Lappato           | C220408201             | 100148871 G414         |
| Grey            | Huella         | 44,6x89,5 cm. 17 <sup>1/2</sup> "x35 <sup>1/4</sup> " | Lappato           | C229998631             | 100145472 G435         |
| Grey            | Huella         | 29,7x59,6 cm. 11 <sup>3/4</sup> "x23 <sup>1/2</sup> " | Nature            | C220408191             | 100148872 G414         |
| Grey            | Huella         | 44,6x89,5 cm. 17 <sup>1/2</sup> "x35 <sup>1/4</sup> " | Nature            | C229998961             | 100145473 G435         |
| Black           | Huella         | 29,7x59,6 cm. 11 <sup>3/4</sup> "x23 <sup>1/2</sup> " | Lappato           | C220408151             | 100148779 G414         |
| Black           | Huella         | 44,6x89,5 cm. 17 <sup>1/2</sup> "x35 <sup>1/4</sup> " | Lappato           | C229998841             | 100145471 G435         |
| Black           | Huella         | 29,7x59,6 cm. 11 <sup>3/4</sup> "x23 <sup>1/2</sup> " | Nature            | C220408181             | 100148870 G414         |
| Black           | Huella         | 44,6x89,5 cm. 17 <sup>1/2</sup> "x35 <sup>1/4</sup> " | Nature            | C229998831             | 100145456 G435         |

## CONCRETE

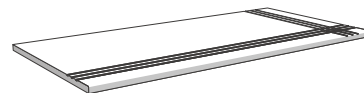
Huella  
Step Tile



|       |                  |   |         |            |                |
|-------|------------------|---|---------|------------|----------------|
| Beige | Huella Esq. Der. | 29,7x59,6 cm. 11 <sup>3/4</sup> "x23 <sup>1/2</sup> " | Lappato | C220408281 | 100148856 G416 |
| Beige | Huella Esq. Der. | 44,6x89,5 cm. 17 <sup>1/2</sup> "x35 <sup>1/4</sup> " | Lappato | C229998881 | 100145457 G417 |
| Beige | Huella Esq. Der. | 29,7x59,6 cm. 11 <sup>3/4</sup> "x23 <sup>1/2</sup> " | Nature  | C220408261 | 100148857 G416 |
| Beige | Huella Esq. Der. | 44,6x89,5 cm. 17 <sup>1/2</sup> "x35 <sup>1/4</sup> " | Nature  | C229998691 | 100145458 G417 |
| Grey  | Huella Esq. Der. | 29,7x59,6 cm. 11 <sup>3/4</sup> "x23 <sup>1/2</sup> " | Lappato | C220408241 | 100148861 G416 |
| Grey  | Huella Esq. Der. | 44,6x89,5 cm. 17 <sup>1/2</sup> "x35 <sup>1/4</sup> " | Lappato | C229998651 | 100145491 G417 |
| Grey  | Huella Esq. Der. | 29,7x59,6 cm. 11 <sup>3/4</sup> "x23 <sup>1/2</sup> " | Nature  | C220408211 | 100148862 G416 |
| Grey  | Huella Esq. Der. | 44,6x89,5 cm. 17 <sup>1/2</sup> "x35 <sup>1/4</sup> " | Nature  | C229998731 | 100145492 G417 |
| Black | Huella Esq. Der. | 29,7x59,6 cm. 11 <sup>3/4</sup> "x23 <sup>1/2</sup> " | Lappato | C220408291 | 100148880 G416 |
| Black | Huella Esq. Der. | 44,6x89,5 cm. 17 <sup>1/2</sup> "x35 <sup>1/4</sup> " | Lappato | C229998751 | 100145474 G417 |
| Black | Huella Esq. Der. | 29,7x59,6 cm. 11 <sup>3/4</sup> "x23 <sup>1/2</sup> " | Nature  | C220408321 | 100148881 G416 |
| Black | Huella Esq. Der. | 44,6x89,5 cm. 17 <sup>1/2</sup> "x35 <sup>1/4</sup> " | Nature  | C229998811 | 100145475 G417 |

## CONCRETE


Huella Esquina Derecha  
Step Tile Right Corner



|       |                  |   |         |            |                |
|-------|------------------|---|---------|------------|----------------|
| Beige | Huella Esq. Izq. | 29,7x59,6 cm. 11 <sup>3/4</sup> "x23 <sup>1/2</sup> " | Lappato | C220408251 | 100148858 G416 |
| Beige | Huella Esq. Izq. | 44,6x89,5 cm. 17 <sup>1/2</sup> "x35 <sup>1/4</sup> " | Lappato | C229998771 | 100145459 G417 |
| Beige | Huella Esq. Izq. | 29,7x59,6 cm. 11 <sup>3/4</sup> "x23 <sup>1/2</sup> " | Nature  | C220408271 | 100148859 G416 |
| Beige | Huella Esq. Izq. | 44,6x89,5 cm. 17 <sup>1/2</sup> "x35 <sup>1/4</sup> " | Nature  | C229998701 | 100145480 G417 |
| Grey  | Huella Esq. Izq. | 29,7x59,6 cm. 11 <sup>3/4</sup> "x23 <sup>1/2</sup> " | Lappato | C220408231 | 100148863 G416 |
| Grey  | Huella Esq. Izq. | 44,6x89,5 cm. 17 <sup>1/2</sup> "x35 <sup>1/4</sup> " | Lappato | C229998721 | 100145493 G417 |
| Grey  | Huella Esq. Izq. | 29,7x59,6 cm. 11 <sup>3/4</sup> "x23 <sup>1/2</sup> " | Nature  | C220408221 | 100148864 G416 |
| Grey  | Huella Esq. Izq. | 44,6x89,5 cm. 17 <sup>1/2</sup> "x35 <sup>1/4</sup> " | Nature  | C229998761 | 100145494 G417 |
| Black | Huella Esq. Izq. | 29,7x59,6 cm. 11 <sup>3/4</sup> "x23 <sup>1/2</sup> " | Lappato | C220408301 | 100148882 G416 |
| Black | Huella Esq. Izq. | 44,6x89,5 cm. 17 <sup>1/2</sup> "x35 <sup>1/4</sup> " | Lappato | C229998661 | 100145476 G417 |
| Black | Huella Esq. Izq. | 29,7x59,6 cm. 11 <sup>3/4</sup> "x23 <sup>1/2</sup> " | Nature  | C220408311 | 100148883 G416 |
| Black | Huella Esq. Izq. | 44,6x89,5 cm. 17 <sup>1/2</sup> "x35 <sup>1/4</sup> " | Nature  | C229998641 | 100145477 G417 |

## CONCRETE

Huella Esquina Izquierda  
Step Tile Left Corner



|   | Color<br>Colour | Pieza<br>Piece | Formato (cm.)<br>Format (inches) |                  | Acabado<br>Finish | Código KEA<br>KEA Code | Código SAP<br>SAP Code |      |
|---|-----------------|----------------|----------------------------------|------------------|-------------------|------------------------|------------------------|------|
| <b>CONCRETE</b><br>Zócalo<br>Skirting Board<br> | Beige           | Zócalo         | 9x59,6 cm.                       | 3 1/2" x 23 1/2" | Lappato           | C223700571             | 100145482              | G407 |
|   | Beige           | Zócalo         | 9x89,5 cm.                       | 3 1/2" x 35 1/4" | Lappato           | C223700611             | 100145753              | G411 |
|   | Beige           | Zócalo         | 9x59,6 cm.                       | 3 1/2" x 23 1/2" | Nature            | C223700581             | 100145483              | G407 |
|   | Beige           | Zócalo         | 9x89,5 cm.                       | 3 1/2" x 35 1/4" | Nature            | C223700641             | 100145754              | G411 |
|   | Grey            | Zócalo         | 9x59,6 cm.                       | 3 1/2" x 23 1/2" | Lappato           | C223700591             | 100145486              | G407 |
|   | Grey            | Zócalo         | 9x89,5 cm.                       | 3 1/2" x 35 1/4" | Lappato           | C223700621             | 100145757              | G411 |
|   | Grey            | Zócalo         | 9x59,6 cm.                       | 3 1/2" x 23 1/2" | Nature            | C223700631             | 100145487              | G407 |
|   | Grey            | Zócalo         | 9x89,5 cm.                       | 3 1/2" x 35 1/4" | Nature            | C223700601             | 100145758              | G411 |
|   | Black           | Zócalo         | 9x59,6 cm.                       | 3 1/2" x 23 1/2" | Lappato           | C223700661             | 100145484              | G407 |
|   | Black           | Zócalo         | 9x89,5 cm.                       | 3 1/2" x 35 1/4" | Lappato           | C223700651             | 100145755              | G411 |
|   | Black           | Zócalo         | 9x59,6 cm.                       | 3 1/2" x 23 1/2" | Nature            | C223700671             | 100145485              | G407 |
|   | Black           | Zócalo         | 9x89,5 cm.                       | 3 1/2" x 35 1/4" | Nature            | C223700681             | 100145756              | G411 |

|   |       |            |               |                   |         |            |           |      |
|---|-------|------------|---------------|-------------------|---------|------------|-----------|------|
| <b>CONCRETE</b><br>Peldaño Técnico<br>Technical Step Tile<br> | Beige | Peld. Téc. | 29,7x59,6 cm. | 11 3/4" x 23 1/2" | Lappato | C220408331 | 100148865 | G425 |
|   | Beige | Peld. Téc. | 44,6x89,5 cm. | 17 1/2" x 35 1/4" | Lappato | C223024671 | 100145496 | G429 |
|   | Beige | Peld. Téc. | 29,7x59,6 cm. | 11 3/4" x 23 1/2" | Nature  | C220408341 | 100148866 | G425 |
|   | Beige | Peld. Téc. | 44,6x89,5 cm. | 17 1/2" x 35 1/4" | Nature  | C223024681 | 100145497 | G428 |
|   | Grey  | Peld. Téc. | 29,7x59,6 cm. | 11 3/4" x 23 1/2" | Lappato | C220408381 | 100148869 | G425 |
|   | Grey  | Peld. Téc. | 44,6x89,5 cm. | 17 1/2" x 35 1/4" | Lappato | C223024651 | 100145500 | G429 |
|   | Grey  | Peld. Téc. | 29,7x59,6 cm. | 11 3/4" x 23 1/2" | Nature  | C220408361 | 100148890 | G425 |
|   | Grey  | Peld. Téc. | 44,6x89,5 cm. | 17 1/2" x 35 1/4" | Nature  | C223024661 | 100145501 | G428 |
|   | Black | Peld. Téc. | 29,7x59,6 cm. | 11 3/4" x 23 1/2" | Lappato | C220408351 | 100148867 | G425 |
|   | Black | Peld. Téc. | 44,6x89,5 cm. | 17 1/2" x 35 1/4" | Lappato | C223024701 | 100145498 | G429 |
|   | Black | Peld. Téc. | 29,7x59,6 cm. | 11 3/4" x 23 1/2" | Nature  | C220408371 | 100148868 | G425 |
|   | Black | Peld. Téc. | 44,6x89,5 cm. | 17 1/2" x 35 1/4" | Nature  | C223024691 | 100145499 | G428 |

|  |       |                      |               |                   |         |            |           |      |
|--|-------|----------------------|---------------|-------------------|---------|------------|-----------|------|
| <b>CONCRETE</b><br>Peldaño Técnico Esquina Derecha<br>Technical Step Tile Right Corner<br> | Beige | Peld. Téc. Esq. Der. | 29,7x59,6 cm. | 11 3/4" x 23 1/2" | Lappato | C220408411 | 100148845 | G430 |
|  | Beige | Peld. Téc. Esq. Der. | 44,6x89,5 cm. | 17 1/2" x 35 1/4" | Lappato | C229998791 | 100145444 | G445 |
|  | Beige | Peld. Téc. Esq. Der. | 29,7x59,6 cm. | 11 3/4" x 23 1/2" | Nature  | C220408401 | 100148846 | G430 |
|  | Beige | Peld. Téc. Esq. Der. | 44,6x89,5 cm. | 17 1/2" x 35 1/4" | Nature  | C229998871 | 100145445 | G442 |
|  | Grey  | Peld. Téc. Esq. Der. | 29,7x59,6 cm. | 11 3/4" x 23 1/2" | Lappato | C220408481 | 100148849 | G430 |
|  | Grey  | Peld. Téc. Esq. Der. | 44,6x89,5 cm. | 17 1/2" x 35 1/4" | Lappato | C229998801 | 100145478 | G445 |
|  | Grey  | Peld. Téc. Esq. Der. | 29,7x59,6 cm. | 11 3/4" x 23 1/2" | Nature  | C220408491 | 100148900 | G430 |
|  | Grey  | Peld. Téc. Esq. Der. | 44,6x89,5 cm. | 17 1/2" x 35 1/4" | Nature  | C229998891 | 100145442 | G442 |
|  | Black | Peld. Téc. Esq. Der. | 29,7x59,6 cm. | 11 3/4" x 23 1/2" | Lappato | C220408461 | 100148884 | G430 |
|  | Black | Peld. Téc. Esq. Der. | 44,6x89,5 cm. | 17 1/2" x 35 1/4" | Lappato | C229998621 | 100145502 | G445 |
|  | Black | Peld. Téc. Esq. Der. | 29,7x59,6 cm. | 11 3/4" x 23 1/2" | Nature  | C220408441 | 100148885 | G430 |
|  | Black | Peld. Téc. Esq. Der. | 44,6x89,5 cm. | 17 1/2" x 35 1/4" | Nature  | C229998781 | 100145503 | G442 |

|   |       |                      |               |                   |         |            |           |      |
|---|-------|----------------------|---------------|-------------------|---------|------------|-----------|------|
| <b>CONCRETE</b><br>Peldaño Técnico Esquina Izquierda<br>Technical Step Tile Left Corner<br> | Beige | Peld. Téc. Esq. Izq. | 29,7x59,6 cm. | 11 3/4" x 23 1/2" | Lappato | C220408391 | 100148847 | G430 |
|   | Beige | Peld. Téc. Esq. Izq. | 44,6x89,5 cm. | 17 1/2" x 35 1/4" | Lappato | C229998851 | 100145446 | G445 |
|   | Beige | Peld. Téc. Esq. Izq. | 29,7x59,6 cm. | 11 3/4" x 23 1/2" | Nature  | C220408421 | 100148848 | G430 |
|   | Beige | Peld. Téc. Esq. Izq. | 44,6x89,5 cm. | 17 1/2" x 35 1/4" | Nature  | C229998671 | 100145447 | G442 |
|   | Grey  | Peld. Téc. Esq. Izq. | 29,7x59,6 cm. | 11 3/4" x 23 1/2" | Lappato | C220408501 | 100148901 | G430 |
|   | Grey  | Peld. Téc. Esq. Izq. | 44,6x89,5 cm. | 17 1/2" x 35 1/4" | Lappato | C229998821 | 100145488 | G445 |
|   | Grey  | Peld. Téc. Esq. Izq. | 29,7x59,6 cm. | 11 3/4" x 23 1/2" | Nature  | C220408471 | 100148902 | G430 |
|   | Grey  | Peld. Téc. Esq. Izq. | 44,6x89,5 cm. | 17 1/2" x 35 1/4" | Nature  | C229998901 | 100145443 | G442 |
|   | Black | Peld. Téc. Esq. Izq. | 29,7x59,6 cm. | 11 3/4" x 23 1/2" | Lappato | C220408431 | 100148886 | G430 |
|   | Black | Peld. Téc. Esq. Izq. | 44,6x89,5 cm. | 17 1/2" x 35 1/4" | Lappato | C229998681 | 100145504 | G445 |
|   | Black | Peld. Téc. Esq. Izq. | 29,7x59,6 cm. | 11 3/4" x 23 1/2" | Nature  | C220408451 | 100148887 | G430 |
|   | Black | Peld. Téc. Esq. Izq. | 44,6x89,5 cm. | 17 1/2" x 35 1/4" | Nature  | C229998741 | 100145505 | G442 |





COVER Silver Nature 80x80 cm.



# COVER





# COVER TIMBER



COVER TIMBER Dark Nature 22x90 cm.



# COVER TIMBER






# COVER TIMBER



NATURE R9A



### COVER TIMBER SAND

| Formato (cm.)<br>Format (inches)                  | Espesor (mm.)<br>Thickness (inches) | Acabado<br>Finish | Código KEA<br>KEA Code | Código SAP<br>SAP Code |
|---|-------------------------------------|-------------------|------------------------|------------------------|
| 22x90      8 <sup>5/8</sup> "x35 <sup>3/8</sup> " | 10,4   7/16"                        | Nature            | C226002051             | 100178970   G486       |



**COVER SAND**

| <b>Formato (cm.)</b><br>Format (inches)  | <b>Espesor (mm.)</b><br>Thickness (inches) | <b>Acabado</b><br>Finish | <b>Código KEA</b><br>KEA Code | <b>Código SAP</b><br>SAP Code |
|--|--|--------------------------|-------------------------------|-------------------------------|
| <b>29,7x59,6</b> 11 <sup>3</sup> / <sub>4</sub> "x23 <sup>1</sup> / <sub>2</sub> " | <b>10,4</b> 7/16"                          | <b>Nature</b>            | C229400861                    | 100178919    G453             |
| <b>59,6x59,6</b> 23 <sup>1</sup> / <sub>2</sub> "x23 <sup>1</sup> / <sub>2</sub> " | <b>10,4</b> 7/16"                          | <b>Nature</b>            | C226002041                    | 100178952    G454             |
| <b>80x80</b> 17 <sup>3</sup> / <sub>4</sub> "x35 <sup>1</sup> / <sub>4</sub> "     | <b>11</b> 7/16"                            | <b>Nature</b>            | C228000511                    | 100178953    G486             |




NATURE R9A



### COVER TIMBER SILVER

| Formato (cm.)<br>Format (inches)  | Espesor (mm.)<br>Thickness (inches) | Acabado<br>Finish | Código KEA<br>KEA Code | Código SAP<br>SAP Code |
|---|-------------------------------------|-------------------|------------------------|------------------------|
| 22x90      8 <sup>5</sup> / <sub>8</sub> "x35 <sup>3</sup> / <sub>8</sub> " | 10,4   7/16"                        | Nature            | C227800921             | 100167363   G486       |




**COVER SILVER**

| <b>Formato (cm.)</b><br>Format (inches)  | <b>Espesor (mm.)</b><br>Thickness (inches) | <b>Acabado</b><br>Finish | <b>Código KEA</b><br>KEA Code | <b>Código SAP</b><br>SAP Code |
|--|--|--------------------------|-------------------------------|-------------------------------|
| <b>29,7x59,6</b> 11 <sup>3</sup> / <sub>4</sub> "x23 <sup>1</sup> / <sub>2</sub> " | <b>10,4</b> 7/16"                          | <b>Nature</b>            | C229400791                    | 100178115    G453             |
| <b>59,6x59,6</b> 23 <sup>1</sup> / <sub>2</sub> "x23 <sup>1</sup> / <sub>2</sub> " | <b>10,4</b> 7/16"                          | <b>Nature</b>            | C226002001                    | 100178135    G454             |
| <b>80x80</b> 17 <sup>3</sup> / <sub>4</sub> "x35 <sup>1</sup> / <sub>4</sub> "     | <b>11</b> 7/16"                            | <b>Nature</b>            | C228000481                    | 100177371    G486             |



NATURE R9A



### COVER TIMBER STEEL

| Formato (cm.)<br>Format (inches)                  | Espesor (mm.)<br>Thickness (inches) | Acabado<br>Finish | Código KEA<br>KEA Code | Código SAP<br>SAP Code |
|---|-------------------------------------|-------------------|------------------------|------------------------|
| 22x90      8 <sup>5/8</sup> "x35 <sup>3/8</sup> " | 10,4   7/16"                        | Nature            | C227800931             | 100167364   G486       |




**COVER STEEL**

| Formato (cm.)<br>Format (inches)   | Espesor (mm.)<br>Thickness (inches) | Acabado<br>Finish | Código KEA<br>KEA Code | Código SAP<br>SAP Code |
|--|-------------------------------------|-------------------|------------------------|------------------------|
| 29,7x59,6    11 <sup>3</sup> / <sub>4</sub> "x23 <sup>1</sup> / <sub>2</sub> " | 10,4    7/16"                       | Nature            | C229400811             | 100178124    G453      |
| 59,6x59,6    23 <sup>1</sup> / <sub>2</sub> "x23 <sup>1</sup> / <sub>2</sub> " | 10,4    7/16"                       | Nature            | C226002011             | 100178125    G454      |
| 80x80    17 <sup>3</sup> / <sub>4</sub> "x35 <sup>1</sup> / <sub>4</sub> "     | 11    7/16"                         | Nature            | C228000501             | 100177372    G486      |



NATURE R9A



### COVER TIMBER DARK

| Formato (cm.)<br>Format (inches)  | Espesor (mm.)<br>Thickness (inches) | Acabado<br>Finish | Código KEA<br>KEA Code | Código SAP<br>SAP Code |
|---|-------------------------------------|-------------------|------------------------|------------------------|
| 22x90      8 <sup>5</sup> / <sub>8</sub> "x35 <sup>3</sup> / <sub>8</sub> " | 10,4   7/16"                        | Nature            | C227800911             | 100167338   G486       |



**COVER DARK**

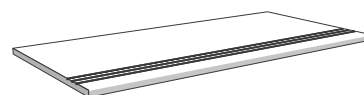
| Formato (cm.)<br>Format (inches)   | Espesor (mm.)<br>Thickness (inches) | Acabado<br>Finish | Código KEA<br>KEA Code | Código SAP<br>SAP Code |
|--|-------------------------------------|-------------------|------------------------|------------------------|
| 29,7x59,6    11 <sup>3</sup> / <sub>4</sub> "x23 <sup>1</sup> / <sub>2</sub> " | 10,4    7/16"                       | Nature            | C229400801             | 100178114    G453      |
| 59,6x59,6    23 <sup>1</sup> / <sub>2</sub> "x23 <sup>1</sup> / <sub>2</sub> " | 10,4    7/16"                       | Nature            | C226002021             | 100178134    G454      |
| 80x80    17 <sup>3</sup> / <sub>4</sub> "x35 <sup>1</sup> / <sub>4</sub> "     | 11    7/16"                         | Nature            | C228000491             | 100177381    G486      |





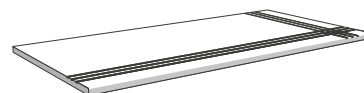
| Color<br>Colour | Pieza<br>Piece | Formato (cm.)<br>Format (inches) | Acabado<br>Finish                       | Código KEA<br>KEA Code | Código SAP<br>SAP Code    |
|-----------------|----------------|----------------------------------|---|------------------------|---------------------------|
| Sand            | Huella         | 29,7x59,6                        | 11 <sup>3/4</sup> "x23 <sup>1/2</sup> " | Nature                 | C229400981 100180293 G414 |
| Silver          | Huella         | 29,7x59,6                        | 11 <sup>3/4</sup> "x23 <sup>1/2</sup> " | Nature                 | C229400971 100180259 G414 |
| Steel           | Huella         | 29,7x59,6                        | 11 <sup>3/4</sup> "x23 <sup>1/2</sup> " | Nature                 | C229401041 100180320 G414 |
| Dark            | Huella         | 29,7x59,6                        | 11 <sup>3/4</sup> "x23 <sup>1/2</sup> " | Nature                 | C229401001 100180292 G414 |

**COVER**  
Huella  
Step Tile




|        |                  |           |   |        |                           |
|--------|------------------|-----------|---|--------|---------------------------|
| Sand   | Huella Esq. Der. | 29,7x59,6 | 11 <sup>3/4</sup> "x23 <sup>1/2</sup> " | Nature | C229401131 100180343 G416 |
| Silver | Huella Esq. Der. | 29,7x59,6 | 11 <sup>3/4</sup> "x23 <sup>1/2</sup> " | Nature | C229401151 100180351 G416 |
| Steel  | Huella Esq. Der. | 29,7x59,6 | 11 <sup>3/4</sup> "x23 <sup>1/2</sup> " | Nature | C229401111 100180352 G416 |
| Dark   | Huella Esq. Der. | 29,7x59,6 | 11 <sup>3/4</sup> "x23 <sup>1/2</sup> " | Nature | C229400991 100180361 G416 |

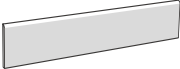
**COVER**  
Huella Esquina Derecha  
Step Tile Right Corner

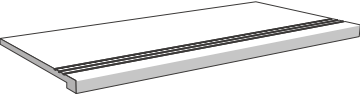


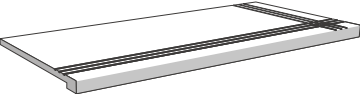
|        |                  |           |   |        |                           |
|--------|------------------|-----------|---|--------|---------------------------|
| Sand   | Huella Esq. Izq. | 29,7x59,6 | 11 <sup>3/4</sup> "x23 <sup>1/2</sup> " | Nature | C229401091 100180363 G416 |
| Silver | Huella Esq. Izq. | 29,7x59,6 | 11 <sup>3/4</sup> "x23 <sup>1/2</sup> " | Nature | C229401061 100180364 G416 |
| Steel  | Huella Esq. Izq. | 29,7x59,6 | 11 <sup>3/4</sup> "x23 <sup>1/2</sup> " | Nature | C229400951 100180345 G416 |
| Dark   | Huella Esq. Izq. | 29,7x59,6 | 11 <sup>3/4</sup> "x23 <sup>1/2</sup> " | Nature | C229401081 100180362 G416 |

**COVER**  
Huella Esquina Izquierda  
Step Tile Left Corner



|  | <b>Color</b><br>Colour | <b>Pieza</b><br>Piece | <b>Formato (cm.)</b><br>Format (inches) |                  | <b>Acabado</b><br>Finish | <b>Código KEA</b><br>KEA Code | <b>Código SAP</b><br>SAP Code |      |
|--|------------------------|-----------------------|---|------------------|--------------------------|-------------------------------|-------------------------------|------|
| <b>COVER</b><br>Zócalo<br>Skirting Board<br> | Sand                   | Zócalo                | 9x59,6 cm.                              | 3 1/2" x 23 1/2" | Nature                   | C223702051                    | 100178967                     | G407 |
|  | Silver                 | Zócalo                | 9x59,6 cm.                              | 3 1/2" x 23 1/2" | Nature                   | C223702021                    | 100178143                     | G407 |
|  | Steel                  | Zócalo                | 9x59,6 cm.                              | 3 1/2" x 23 1/2" | Nature                   | C223702041                    | 100178153                     | G407 |
|  | Dark                   | Zócalo                | 9x59,6 cm.                              | 3 1/2" x 23 1/2" | Nature                   | C223702031                    | 100178152                     | G407 |

|  |        |            |           |                   |        |            |           |      |
|--|--------|------------|-----------|-------------------|--------|------------|-----------|------|
| <b>COVER</b><br>Peldaño Técnico<br>Technical Step Tile<br> | Sand   | Peld. Téc. | 29,7x59,6 | 11 3/4" x 23 1/2" | Nature | C229401011 | 100180334 | G425 |
|  | Silver | Peld. Téc. | 29,7x59,6 | 11 3/4" x 23 1/2" | Nature | C229401101 | 100180353 | G425 |
|  | Steel  | Peld. Téc. | 29,7x59,6 | 11 3/4" x 23 1/2" | Nature | C229401051 | 100180354 | G425 |
|  | Dark   | Peld. Téc. | 29,7x59,6 | 11 3/4" x 23 1/2" | Nature | C229400961 | 100180346 | G425 |

|   |        |                      |           |                   |        |            |           |      |
|---|--------|----------------------|-----------|-------------------|--------|------------|-----------|------|
| <b>COVER</b><br>Peldaño Técnico Esquina Derecha<br>Technical Step Tile Right Corner<br> | Sand   | Peld. Téc. Esq. Der. | 29,7x59,6 | 11 3/4" x 23 1/2" | Nature | C229401031 | 100180356 | G430 |
|   | Silver | Peld. Téc. Esq. Der. | 29,7x59,6 | 11 3/4" x 23 1/2" | Nature | C229401071 | 100180365 | G430 |
|   | Steel  | Peld. Téc. Esq. Der. | 29,7x59,6 | 11 3/4" x 23 1/2" | Nature | C229401021 | 100180335 | G430 |
|   | Dark   | Peld. Téc. Esq. Der. | 29,7x59,6 | 11 3/4" x 23 1/2" | Nature | C229401141 | 100180355 | G430 |

|  |        |                      |           |                   |        |            |           |      |
|--|--------|----------------------|-----------|-------------------|--------|------------|-----------|------|
| <b>COVER</b><br>Peldaño Técnico Esquina Izquierda<br>Technical Step Tile Left Corner<br> | Sand   | Peld. Téc. Esq. Izq. | 29,7x59,6 | 11 3/4" x 23 1/2" | Nature | C229400921 | 100180336 | G430 |
|  | Silver | Peld. Téc. Esq. Izq. | 29,7x59,6 | 11 3/4" x 23 1/2" | Nature | C229400931 | 100180366 | G430 |
|  | Steel  | Peld. Téc. Esq. Izq. | 29,7x59,6 | 11 3/4" x 23 1/2" | Nature | C229400941 | 100180367 | G430 |
|  | Dark   | Peld. Téc. Esq. Izq. | 29,7x59,6 | 11 3/4" x 23 1/2" | Nature | C229401121 | 100180357 | G430 |





# DEEP



Mosaico DEEP Grey Nature 29,7x29,7 cm.



# DEEP

NATURE R9A




### MOSAICO DEEP WHITE

| Formato (cm.)<br>Format (inches)   | Espesor (mm.)<br>Thickness (inches) | Acabado<br>Finish | Código KEA<br>KEA Code | Código SAP<br>SAP Code |
|--|-------------------------------------|-------------------|------------------------|------------------------|
| 29,7x29,7* 11 <sup>3</sup> / <sub>4</sub> "x11 <sup>3</sup> / <sub>4</sub> " | 10,4 7/16"                          | Nature            | C223024711             | 100146903 G497         |

\*Tamaño de la tesela: 5x5 cm. · \*Piece Size: 2"x2"



**ANTISLIP R11B****NATURE R9A****DEEP****DEEP WHITE**

| <b>Formato (cm.)</b><br>Format (inches)  | <b>Espesor (mm.)</b><br>Thickness (inches) | <b>Acabado</b><br>Finish | <b>Código KEA</b><br>KEA Code | <b>Código SAP</b><br>SAP Code | <b>Valor UPEC</b><br>UPEC Value |
|--|--|--------------------------|-------------------------------|-------------------------------|---------------------------------|
| <b>29,7x59,6</b> 11 <sup>3</sup> / <sub>4</sub> "x23 <sup>1</sup> / <sub>2</sub> " | <b>10,4</b> 7/16"                          | <b>Nature</b>            | C222996521                    | 100104042    G453             | U4 P4 E3 C2                     |
| <b>59,6x59,6</b> 23 <sup>1</sup> / <sub>2</sub> "x23 <sup>1</sup> / <sub>2</sub> " | <b>10,4</b> 7/16"                          | <b>Nature</b>            | C225952931                    | 100104028    G454             | U4 P4+ E3 C2                    |
| <b>29,7x59,6</b> 11 <sup>3</sup> / <sub>4</sub> "x23 <sup>1</sup> / <sub>2</sub> " | <b>10,4</b> 7/16"                          | <b>Antislip</b>          | C220401151                    | 100143907    G453             | U4 P4 E3 C2                     |
| <b>59,6x59,6</b> 23 <sup>1</sup> / <sub>2</sub> "x23 <sup>1</sup> / <sub>2</sub> " | <b>10,4</b> 7/16"                          | <b>Antislip</b>          | C226001431                    | 100143908    G454             | U4 P4+ E3 C2                    |





NATURE R9A



### MOSAICO DEEP LIGHT GREY

| Formato (cm.)<br>Format (inches)   | Espesor (mm.)<br>Thickness (inches) | Acabado<br>Finish | Código KEA<br>KEA Code | Código SAP<br>SAP Code |
|--|-------------------------------------|-------------------|------------------------|------------------------|
| 29,7x29,7* 11 <sup>3</sup> / <sub>4</sub> "x11 <sup>3</sup> / <sub>4</sub> " | 10,4 7/16"                          | Nature            | C223024741             | 100146900 G497         |

\*Tamaño de la tesela: 5x5 cm. · \*Piece Size: 2"x2"



**ANTISLIP R11B****NATURE R9A****DEEP****DEEP LIGHT GREY**

| <b>Formato (cm.)</b><br>Format (inches)  | <b>Espesor (mm.)</b><br>Thickness (inches) | <b>Acabado</b><br>Finish | <b>Código KEA</b><br>KEA Code | <b>Código SAP</b><br>SAP Code | <b>Valor UPEC</b><br>UPEC Value |
|--|--|--------------------------|-------------------------------|-------------------------------|---------------------------------|
| 29,7x59,6    11 <sup>3</sup> / <sub>4</sub> "x23 <sup>1</sup> / <sub>2</sub> " | 10,4    7/16"                              | <b>Nature</b>            | C222996531                    | 100104037    G453             | U4 P4 E3 C2                     |
| 59,6x59,6    23 <sup>1</sup> / <sub>2</sub> "x23 <sup>1</sup> / <sub>2</sub> " | 10,4    7/16"                              | <b>Nature</b>            | C225952941                    | 100104038    G454             | U4 P4+ E3 C2                    |
| 29,7x59,6    11 <sup>3</sup> / <sub>4</sub> "x23 <sup>1</sup> / <sub>2</sub> " | 10,4    7/16"                              | <b>Antislip</b>          | C220401141                    | 100143906    G453             | U4 P4 E3 C2                     |
| 59,6x59,6    23 <sup>1</sup> / <sub>2</sub> "x23 <sup>1</sup> / <sub>2</sub> " | 10,4    7/16"                              | <b>Antislip</b>          | C226001451                    | 100143905    G454             | U4 P4+ E3 C2                    |



NATURE R9A



### MOSAICO DEEP GREY

| Formato (cm.)<br>Format (inches)   | Espesor (mm.)<br>Thickness (inches) | Acabado<br>Finish | Código KEA<br>KEA Code | Código SAP<br>SAP Code |
|--|-------------------------------------|-------------------|------------------------|------------------------|
| 29,7x29,7* 11 <sup>3</sup> / <sub>4</sub> "x11 <sup>3</sup> / <sub>4</sub> " | 10,4 7/16"                          | Nature            | C223024731             | 100146902 G497         |

\*Tamaño de la tesela: 5x5 cm. · \*Piece Size: 2"x2"




**ANTISLIP R11B****NATURE R9A****DEEP****DEEP GREY**

| <b>Formato (cm.)</b><br>Format (inches)  | <b>Espesor (mm.)</b><br>Thickness (inches) | <b>Acabado</b><br>Finish | <b>Código KEA</b><br>KEA Code | <b>Código SAP</b><br>SAP Code | <b>Valor UPEC</b><br>UPEC Value |
|--|--|--------------------------|-------------------------------|-------------------------------|---------------------------------|
| <b>29,7x59,6</b> 11 <sup>3</sup> / <sub>4</sub> "x23 <sup>1</sup> / <sub>2</sub> " | <b>10,4</b> 7/16"                          | <b>Nature</b>            | C222996511                    | 100104035 G453                | U4 P4 E3 C2                     |
| <b>59,6x59,6</b> 23 <sup>1</sup> / <sub>2</sub> "x23 <sup>1</sup> / <sub>2</sub> " | <b>10,4</b> 7/16"                          | <b>Nature</b>            | C225952901                    | 100104036 G454                | U4 P4+ E3 C2                    |
| <b>29,7x59,6</b> 11 <sup>3</sup> / <sub>4</sub> "x23 <sup>1</sup> / <sub>2</sub> " | <b>10,4</b> 7/16"                          | <b>Antislip</b>          | C220401161                    | 100143903 G453                | U4 P4 E3 C2                     |
| <b>59,6x59,6</b> 23 <sup>1</sup> / <sub>2</sub> "x23 <sup>1</sup> / <sub>2</sub> " | <b>10,4</b> 7/16"                          | <b>Antislip</b>          | C226001441                    | 100143904 G454                | U4 P4+ E3 C2                    |



NATURE R9A



### MOSAICO DEEP BROWN

| Formato (cm.)<br>Format (inches)   | Espesor (mm.)<br>Thickness (inches) | Acabado<br>Finish | Código KEA<br>KEA Code | Código SAP<br>SAP Code |
|--|-------------------------------------|-------------------|------------------------|------------------------|
| 29,7x29,7* 11 <sup>3</sup> / <sub>4</sub> "x11 <sup>3</sup> / <sub>4</sub> " | 10,4 7/16"                          | Nature            | C223024721             | 100146901 G497         |

\*Tamaño de la tesela: 5x5 cm. · \*Piece Size: 2"x2"



**ANTISLIP R11B****NATURE R9A****DEEP****DEEP BROWN**

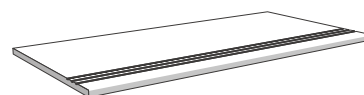
| <b>Formato (cm.)</b><br>Format (inches)  | <b>Espesor (mm.)</b><br>Thickness (inches) | <b>Acabado</b><br>Finish | <b>Código KEA</b><br>KEA Code | <b>Código SAP</b><br>SAP Code | <b>Valor UPEC</b><br>UPEC Value |
|--|--|--------------------------|-------------------------------|-------------------------------|---------------------------------|
| <b>29,7x59,6</b> 11 <sup>3</sup> / <sub>4</sub> "x23 <sup>1</sup> / <sub>2</sub> " | <b>10,4</b> 7/16"                          | <b>Nature</b>            | C222996501                    | 100104043 G453                | U4 P4 E3 C2                     |
| <b>59,6x59,6</b> 23 <sup>1</sup> / <sub>2</sub> "x23 <sup>1</sup> / <sub>2</sub> " | <b>10,4</b> 7/16"                          | <b>Nature</b>            | C225952921                    | 100104030 G454                | U4 P4+ E3 C2                    |
| <b>29,7x59,6</b> 11 <sup>3</sup> / <sub>4</sub> "x23 <sup>1</sup> / <sub>2</sub> " | <b>10,4</b> 7/16"                          | <b>Antislip</b>          | C220401131                    | 100143901 G453                | U4 P4 E3 C2                     |
| <b>59,6x59,6</b> 23 <sup>1</sup> / <sub>2</sub> "x23 <sup>1</sup> / <sub>2</sub> " | <b>10,4</b> 7/16"                          | <b>Antislip</b>          | C226001461                    | 100143902 G454                | U4 P4+ E3 C2                    |



# PIEZAS ESPECIALES/ SPECIAL PIECES

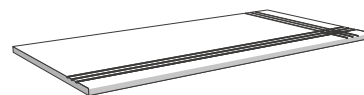
| Color<br>Colour | Pieza<br>Piece | Formato (cm.)<br>Format (inches)                      | Acabado<br>Finish | Código KEA<br>KEA Code | Código SAP<br>SAP Code |
|-----------------|----------------|---|-------------------|------------------------|------------------------|
| White           | Huella         | 29,7x59,6 cm. 11 <sup>3/4</sup> "x23 <sup>1/2</sup> " | Nature            | C228222451             | 100104057 G414         |
| White           | Huella         | 29,7x59,6 cm. 11 <sup>3/4</sup> "x23 <sup>1/2</sup> " | Antislip          | C228222231             | 100104054 G414         |
| Light Grey      | Huella         | 29,7x59,6 cm. 11 <sup>3/4</sup> "x23 <sup>1/2</sup> " | Nature            | C220408071             | 100148489 G414         |
| Light Grey      | Huella         | 29,7x59,6 cm. 11 <sup>3/4</sup> "x23 <sup>1/2</sup> " | Antislip          | C220408041             | 100148488 G414         |
| Grey            | Huella         | 29,7x59,6 cm. 11 <sup>3/4</sup> "x23 <sup>1/2</sup> " | Nature            | C228222271             | 100104066 G414         |
| Grey            | Huella         | 29,7x59,6 cm. 11 <sup>3/4</sup> "x23 <sup>1/2</sup> " | Antislip          | C228222371             | 100104063 G414         |
| Brown           | Huella         | 29,7x59,6 cm. 11 <sup>3/4</sup> "x23 <sup>1/2</sup> " | Nature            | C228222441             | 100104069 G414         |
| Brown           | Huella         | 29,7x59,6 cm. 11 <sup>3/4</sup> "x23 <sup>1/2</sup> " | Antislip          | C228222251             | 100104060 G414         |

**DEEP**  
Huella  
Step Tile




|            |                  |   |          |            |                |
|------------|------------------|---|----------|------------|----------------|
| White      | Huella Esq. Der. | 29,7x59,6 cm. 11 <sup>3/4</sup> "x23 <sup>1/2</sup> " | Nature   | C228222221 | 100104072 G416 |
| White      | Huella Esq. Der. | 29,7x59,6 cm. 11 <sup>3/4</sup> "x23 <sup>1/2</sup> " | Antislip | C228222281 | 100104071 G416 |
| Light Grey | Huella Esq. Der. | 29,7x59,6 cm. 11 <sup>3/4</sup> "x23 <sup>1/2</sup> " | Nature   | C220408101 | 100148531 G416 |
| Light Grey | Huella Esq. Der. | 29,7x59,6 cm. 11 <sup>3/4</sup> "x23 <sup>1/2</sup> " | Antislip | C220408021 | 100148530 G416 |
| Grey       | Huella Esq. Der. | 29,7x59,6 cm. 11 <sup>3/4</sup> "x23 <sup>1/2</sup> " | Nature   | C228222471 | 100104075 G416 |
| Grey       | Huella Esq. Der. | 29,7x59,6 cm. 11 <sup>3/4</sup> "x23 <sup>1/2</sup> " | Antislip | C228222241 | 100104074 G416 |
| Brown      | Huella Esq. Der. | 29,7x59,6 cm. 11 <sup>3/4</sup> "x23 <sup>1/2</sup> " | Nature   | C228222261 | 100104073 G416 |
| Brown      | Huella Esq. Der. | 29,7x59,6 cm. 11 <sup>3/4</sup> "x23 <sup>1/2</sup> " | Antislip | C228222391 | 100104076 G416 |

**DEEP**  
Huella Esquina Derecha  
Step Tile Right Corner



|            |                  |   |          |            |                |
|------------|------------------|---|----------|------------|----------------|
| White      | Huella Esq. Izq. | 29,7x59,6 cm. 11 <sup>3/4</sup> "x23 <sup>1/2</sup> " | Nature   | C228222491 | 100104090 G416 |
| White      | Huella Esq. Izq. | 29,7x59,6 cm. 11 <sup>3/4</sup> "x23 <sup>1/2</sup> " | Antislip | C228222331 | 100104089 G416 |
| Light Grey | Huella Esq. Izq. | 29,7x59,6 cm. 11 <sup>3/4</sup> "x23 <sup>1/2</sup> " | Nature   | C220408031 | 100148533 G416 |
| Light Grey | Huella Esq. Izq. | 29,7x59,6 cm. 11 <sup>3/4</sup> "x23 <sup>1/2</sup> " | Antislip | C220408051 | 100148532 G416 |
| Grey       | Huella Esq. Izq. | 29,7x59,6 cm. 11 <sup>3/4</sup> "x23 <sup>1/2</sup> " | Nature   | C228222461 | 100104093 G416 |
| Grey       | Huella Esq. Izq. | 29,7x59,6 cm. 11 <sup>3/4</sup> "x23 <sup>1/2</sup> " | Antislip | C228222341 | 100104092 G416 |
| Brown      | Huella Esq. Izq. | 29,7x59,6 cm. 11 <sup>3/4</sup> "x23 <sup>1/2</sup> " | Nature   | C228222211 | 100104091 G416 |
| Brown      | Huella Esq. Izq. | 29,7x59,6 cm. 11 <sup>3/4</sup> "x23 <sup>1/2</sup> " | Antislip | C228222301 | 100104094 G416 |

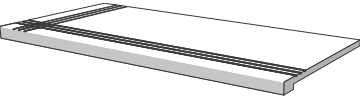
**DEEP**  
Huella Esquina Izquierda  
Step Tile Left Corner



|   | Color<br>Colour | Pieza<br>Piece | Formato (cm.)<br>Format (inches) | Acabado<br>Finish | Código KEA<br>KEA Code | Código SAP<br>SAP Code |                |
|---|-----------------|----------------|----------------------------------|-------------------|------------------------|------------------------|----------------|
| <b>DEEP</b><br><b>Zócalo</b><br><b>Skirting Board</b><br> | White           | Zócalo         | 9x59,6 cm.                       | 3 1/2" x 23 1/2"  | Nature                 | C229011831             | 100104153 G407 |
|   | White           | Zócalo         | 9x59,6 cm.                       | 3 1/2" x 23 1/2"  | Antislip               | C223700991             | 100145702 G407 |
|   | Light Grey      | Zócalo         | 9x59,6 cm.                       | 3 1/2" x 23 1/2"  | Nature                 | C229011801             | 100104161 G407 |
|   | Light Grey      | Zócalo         | 9x59,6 cm.                       | 3 1/2" x 23 1/2"  | Antislip               | C223701181             | 100145701 G407 |
|   | Grey            | Zócalo         | 9x59,6 cm.                       | 3 1/2" x 23 1/2"  | Nature                 | C229011851             | 100104159 G407 |
|   | Grey            | Zócalo         | 9x59,6 cm.                       | 3 1/2" x 23 1/2"  | Antislip               | C223701351             | 100145700 G407 |
|   | Brown           | Zócalo         | 9x59,6 cm.                       | 3 1/2" x 23 1/2"  | Nature                 | C229011811             | 100104155 G407 |
|   | Brown           | Zócalo         | 9x59,6 cm.                       | 3 1/2" x 23 1/2"  | Antislip               | C223701091             | 100145689 G407 |

|   | Color<br>Colour | Pieza<br>Piece | Formato (cm.)<br>Format (inches) | Acabado<br>Finish | Código KEA<br>KEA Code | Código SAP<br>SAP Code |                |
|---|-----------------|----------------|----------------------------------|-------------------|------------------------|------------------------|----------------|
| <b>DEEP</b><br><b>Peldaño Técnico</b><br><b>Technical Step Tile</b><br> | White           | Peld. Téc.     | 29,7x59,6 cm.                    | 11 3/4" x 23 1/2" | Nature                 | C228222351             | 100104106 G425 |
|   | White           | Peld. Téc.     | 29,7x59,6 cm.                    | 11 3/4" x 23 1/2" | Antislip               | C228222311             | 100104104 G425 |
|   | Light Grey      | Peld. Téc.     | 29,7x59,6 cm.                    | 11 3/4" x 23 1/2" | Nature                 | C220408061             | 100148535 G425 |
|   | Light Grey      | Peld. Téc.     | 29,7x59,6 cm.                    | 11 3/4" x 23 1/2" | Antislip               | C220408131             | 100148534 G425 |
|   | Grey            | Peld. Téc.     | 29,7x59,6 cm.                    | 11 3/4" x 23 1/2" | Nature                 | C228222361             | 100104113 G425 |
|   | Grey            | Peld. Téc.     | 29,7x59,6 cm.                    | 11 3/4" x 23 1/2" | Antislip               | C228222421             | 100104111 G425 |
|   | Brown           | Peld. Téc.     | 29,7x59,6 cm.                    | 11 3/4" x 23 1/2" | Nature                 | C228222501             | 100104109 G425 |
|   | Brown           | Peld. Téc.     | 29,7x59,6 cm.                    | 11 3/4" x 23 1/2" | Antislip               | C228222401             | 100104115 G425 |

|  | Color<br>Colour | Pieza<br>Piece       | Formato (cm.)<br>Format (inches) | Acabado<br>Finish | Código KEA<br>KEA Code | Código SAP<br>SAP Code |                |
|--|-----------------|----------------------|----------------------------------|-------------------|------------------------|------------------------|----------------|
| <b>DEEP</b><br><b>Peldaño Técnico Esquina Derecha</b><br><b>Technical Step Tile Right Corner</b><br> | White           | Peld. Téc. Esq. Der. | 29,7x59,6 cm.                    | 11 3/4" x 23 1/2" | Nature                 | C228222521             | 100104117 G430 |
|  | White           | Peld. Téc. Esq. Der. | 29,7x59,6 cm.                    | 11 3/4" x 23 1/2" | Antislip               | C228222511             | 100104116 G430 |
|  | Light Grey      | Peld. Téc. Esq. Der. | 29,7x59,6 cm.                    | 11 3/4" x 23 1/2" | Nature                 | C220408081             | 100148536 G430 |
|  | Light Grey      | Peld. Téc. Esq. Der. | 29,7x59,6 cm.                    | 11 3/4" x 23 1/2" | Antislip               | C220408121             | 100148538 G430 |
|  | Grey            | Peld. Téc. Esq. Der. | 29,7x59,6 cm.                    | 11 3/4" x 23 1/2" | Nature                 | C228222291             | 100104120 G430 |
|  | Grey            | Peld. Téc. Esq. Der. | 29,7x59,6 cm.                    | 11 3/4" x 23 1/2" | Antislip               | C228222541             | 100104119 G430 |
|  | Brown           | Peld. Téc. Esq. Der. | 29,7x59,6 cm.                    | 11 3/4" x 23 1/2" | Nature                 | C228222561             | 100104118 G430 |
|  | Brown           | Peld. Téc. Esq. Der. | 29,7x59,6 cm.                    | 11 3/4" x 23 1/2" | Antislip               | C228222481             | 100104121 G430 |

|   | Color<br>Colour | Pieza<br>Piece       | Formato (cm.)<br>Format (inches) | Acabado<br>Finish | Código KEA<br>KEA Code | Código SAP<br>SAP Code |                |
|---|-----------------|----------------------|----------------------------------|-------------------|------------------------|------------------------|----------------|
| <b>DEEP</b><br><b>Peldaño Técnico Esquina Izquierda</b><br><b>Technical Step Tile Left Corner</b><br> | White           | Peld. Téc. Esq. Izq. | 29,7x59,6 cm.                    | 11 3/4" x 23 1/2" | Nature                 | C228222551             | 100104135 G430 |
|   | White           | Peld. Téc. Esq. Izq. | 29,7x59,6 cm.                    | 11 3/4" x 23 1/2" | Antislip               | C228222531             | 100104134 G430 |
|   | Light Grey      | Peld. Téc. Esq. Izq. | 29,7x59,6 cm.                    | 11 3/4" x 23 1/2" | Nature                 | C220408141             | 100148537 G430 |
|   | Light Grey      | Peld. Téc. Esq. Izq. | 29,7x59,6 cm.                    | 11 3/4" x 23 1/2" | Antislip               | C220408111             | 100148539 G430 |
|   | Grey            | Peld. Téc. Esq. Izq. | 29,7x59,6 cm.                    | 11 3/4" x 23 1/2" | Nature                 | C228222381             | 100104138 G430 |
|   | Grey            | Peld. Téc. Esq. Izq. | 29,7x59,6 cm.                    | 11 3/4" x 23 1/2" | Antislip               | C228222321             | 100104137 G430 |
|   | Brown           | Peld. Téc. Esq. Izq. | 29,7x59,6 cm.                    | 11 3/4" x 23 1/2" | Nature                 | C228222411             | 100104139 G430 |
|   | Brown           | Peld. Téc. Esq. Izq. | 29,7x59,6 cm.                    | 11 3/4" x 23 1/2" | Antislip               | C228222431             | 100104136 G430 |







**FOSSIL**

**LAPPATO R9**



**FOSSIL BEIGE**

| <b>Formato (cm.)</b><br>Format (inches)              | <b>Espesor (mm.)</b><br>Thickness (inches) | <b>Acabado</b><br>Finish | <b>Código KEA</b><br>KEA Code | <b>Código SAP</b><br>SAP Code |
|--|--|--------------------------|-------------------------------|-------------------------------|
| 59,6x59,6    23 <sup>1/2</sup> "x23 <sup>1/2</sup> " | 10,4    7/16"                              | Lappato                  | C226001271                    | 100143176    G457             |



**TEXTURE R11B****LAPPATO R9****NATURE R9A****FOSSIL****FOSSIL GREY**

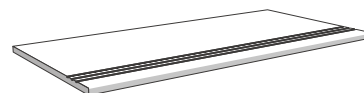
| <b>Formato (cm.)</b><br>Format (inches)  | <b>Espesor (mm.)</b><br>Thickness (inches) | <b>Acabado</b><br>Finish | <b>Código KEA</b><br>KEA Code | <b>Código SAP</b><br>SAP Code |
|--|--|--------------------------|-------------------------------|-------------------------------|
| 29,7x59,6    11 <sup>3</sup> / <sub>4</sub> "x23 <sup>1</sup> / <sub>2</sub> " | 10,4    7/16"                              | Lappato                  | C226001041                    | 100143181    G455             |
| 59,6x59,6    23 <sup>1</sup> / <sub>2</sub> "x23 <sup>1</sup> / <sub>2</sub> " | 10,4    7/16"                              | Lappato                  | C226001481                    | 100143180    G457             |
| 29,7x59,6    11 <sup>3</sup> / <sub>4</sub> "x23 <sup>1</sup> / <sub>2</sub> " | 10,4    7/16"                              | Nature                   | C220401261                    | 100143182    G452             |
| 59,6x59,6    23 <sup>1</sup> / <sub>2</sub> "x23 <sup>1</sup> / <sub>2</sub> " | 10,4    7/16"                              | Nature                   | C226000231                    | 100134967    G453             |
| 29,7x59,6    11 <sup>3</sup> / <sub>4</sub> "x23 <sup>1</sup> / <sub>2</sub> " | 10,4    7/16"                              | Texture                  | C220400081                    | 100140153    G452             |
| 59,6x59,6    23 <sup>1</sup> / <sub>2</sub> "x23 <sup>1</sup> / <sub>2</sub> " | 10,4    7/16"                              | Texture                  | C226000381                    | 100140154    G453             |



# PIEZAS ESPECIALES/ SPECIAL PIECES

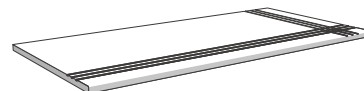
| Color<br>Colour | Pieza<br>Piece | Formato (cm.)<br>Format (inches) | Acabado<br>Finish                       | Código KEA<br>KEA Code | Código SAP<br>SAP Code    |
|-----------------|----------------|----------------------------------|---|------------------------|---------------------------|
| Beige           | Huella         | 29,7x59,6                        | 11 <sup>3/4</sup> "x23 <sup>1/2</sup> " | Lappato                | C220403391 100147447 G414 |
| Grey            | Huella         | 29,7x59,6                        | 11 <sup>3/4</sup> "x23 <sup>1/2</sup> " | Lappato                | C220402951 100147461 G414 |
| Grey            | Huella         | 29,7x59,6                        | 17 <sup>3/4</sup> "x35 <sup>3/8</sup> " | Nature                 | C220404221 100147456 G414 |
| Grey            | Huella         | 29,7x59,6                        | 11 <sup>3/4</sup> "x23 <sup>1/2</sup> " | Texture                | C220402171 100147462 G414 |

**FOSSIL**  
Huella  
Step Tile




|       |                  |           |   |         |                           |
|-------|------------------|-----------|---|---------|---------------------------|
| Beige | Huella Esq. Der. | 29,7x59,6 | 11 <sup>3/4</sup> "x23 <sup>1/2</sup> " | Lappato | C220403621 100147445 G416 |
| Grey  | Huella Esq. Der. | 29,7x59,6 | 11 <sup>3/4</sup> "x23 <sup>1/2</sup> " | Lappato | C220403771 100147457 G416 |
| Grey  | Huella Esq. Der. | 29,7x59,6 | 17 <sup>3/4</sup> "x35 <sup>3/8</sup> " | Nature  | C220402521 100147450 G416 |
| Grey  | Huella Esq. Der. | 29,7x59,6 | 11 <sup>3/4</sup> "x23 <sup>1/2</sup> " | Texture | C220402691 100147458 G416 |


**FOSSIL**  
Huella Esquina Derecha  
Step Tile Right Corner

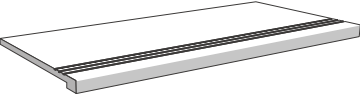


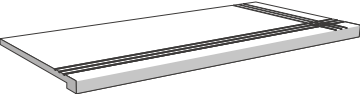
|       |                  |           |   |         |                           |
|-------|------------------|-----------|---|---------|---------------------------|
| Beige | Huella Esq. Izq. | 29,7x59,6 | 11 <sup>3/4</sup> "x23 <sup>1/2</sup> " | Lappato | C220402591 100147446 G416 |
| Grey  | Huella Esq. Izq. | 29,7x59,6 | 11 <sup>3/4</sup> "x23 <sup>1/2</sup> " | Lappato | C220403481 100147459 G416 |
| Grey  | Huella Esq. Izq. | 29,7x59,6 | 17 <sup>3/4</sup> "x35 <sup>3/8</sup> " | Nature  | C220402441 100147453 G416 |
| Grey  | Huella Esq. Izq. | 29,7x59,6 | 11 <sup>3/4</sup> "x23 <sup>1/2</sup> " | Texture | C220402841 100147460 G416 |

**FOSSIL**  
Huella Esquina Izquierda  
Step Tile Left Corner



|   | Color<br>Colour | Pieza<br>Piece | Formato (cm.)<br>Format (inches) |                  | Acabado<br>Finish | Código KEA<br>KEA Code | Código SAP<br>SAP Code |      |
|---|-----------------|----------------|----------------------------------|------------------|-------------------|------------------------|------------------------|------|
| <b>FOSSIL</b><br>Zócalo<br>Skirting Board<br> | Beige           | Zócalo         | 9x59,6                           | 3 1/2" x 23 1/2" | Lappato           | C223701011             | 100145606              | G407 |
|   | Grey            | Zócalo         | 9x59,6                           | 3 1/2" x 23 1/2" | Lappato           | C223701041             | 100145608              | G407 |
|   | Grey            | Zócalo         | 9x59,6                           | 3 1/2" x 23 1/2" | Nature            | C223701271             | 100145609              | G407 |
|   | Grey            | Zócalo         | 9x59,6                           | 3 1/2" x 23 1/2" | Texture           | C223701321             | 100145620              | G407 |

|   |       |            |           |                   |         |            |           |      |
|---|-------|------------|-----------|-------------------|---------|------------|-----------|------|
| <b>FOSSIL</b><br>Peldaño Técnico<br>Technical Step Tile<br> | Beige | Peld. Téc. | 29,7x59,6 | 11 3/4" x 23 1/2" | Lappato | C220406491 | 100147831 | G425 |
|   | Grey  | Peld. Téc. | 29,7x59,6 | 11 3/4" x 23 1/2" | Lappato | C220406341 | 100147814 | G425 |
|   | Grey  | Peld. Téc. | 29,7x59,6 | 17 3/4" x 35 3/8" | Nature  | C220406251 | 100147817 | G425 |
|   | Grey  | Peld. Téc. | 29,7x59,6 | 11 3/4" x 23 1/2" | Texture | C220406951 | 100147818 | G425 |

|  |       |                      |           |                   |         |            |           |      |
|--|-------|----------------------|-----------|-------------------|---------|------------|-----------|------|
| <b>FOSSIL</b><br>Peldaño Técnico Esquina Derecha<br>Technical Step Tile Right Corner<br> | Beige | Peld. Téc. Esq. Der. | 29,7x59,6 | 11 3/4" x 23 1/2" | Lappato | C220404961 | 100147819 | G430 |
|  | Grey  | Peld. Téc. Esq. Der. | 29,7x59,6 | 11 3/4" x 23 1/2" | Lappato | C220405521 | 100147822 | G430 |
|  | Grey  | Peld. Téc. Esq. Der. | 29,7x59,6 | 17 3/4" x 35 3/8" | Nature  | C220406501 | 100147823 | G430 |
|  | Grey  | Peld. Téc. Esq. Der. | 29,7x59,6 | 11 3/4" x 23 1/2" | Texture | C220406851 | 100147824 | G430 |

|   |       |                      |           |                   |         |            |           |      |
|---|-------|----------------------|-----------|-------------------|---------|------------|-----------|------|
| <b>FOSSIL</b><br>Peldaño Técnico Esquina Izquierda<br>Technical Step Tile Left Corner<br> | Beige | Peld. Téc. Esq. Izq. | 29,7x59,6 | 11 3/4" x 23 1/2" | Lappato | C220405211 | 100147825 | G430 |
|   | Grey  | Peld. Téc. Esq. Izq. | 29,7x59,6 | 11 3/4" x 23 1/2" | Lappato | C220405491 | 100147828 | G430 |
|   | Grey  | Peld. Téc. Esq. Izq. | 29,7x59,6 | 17 3/4" x 35 3/8" | Nature  | C220405701 | 100147829 | G430 |
|   | Grey  | Peld. Téc. Esq. Izq. | 29,7x59,6 | 11 3/4" x 23 1/2" | Texture | C220406231 | 100147830 | G430 |



KAOS Black Nature 59,6x59,6 cm.



# KAOS



**NATURE R9A**

**ANTISLIP R11B**



## **KAOS BEIGE**

| <b>Formato (cm.)</b><br>Format (inches)  | <b>Espesor (mm.)</b><br>Thickness (inches) | <b>Acabado</b><br>Finish | <b>Código KEA</b><br>KEA Code | <b>Código SAP</b><br>SAP Code |
|--|--|--------------------------|-------------------------------|-------------------------------|
| 29,7x59,6    11 <sup>3</sup> / <sub>4</sub> "x23 <sup>1</sup> / <sub>2</sub> " | 10,4    7/16"                              | <b>Nature</b>            | C220408821                    | 100157554    G453             |
| 59,6x59,6    23 <sup>1</sup> / <sub>2</sub> "x23 <sup>1</sup> / <sub>2</sub> " | 10,4    7/16"                              | <b>Nature</b>            | C226001751                    | 100157523    G454             |
| 45x90    17 <sup>3</sup> / <sub>4</sub> "x35 <sup>3</sup> / <sub>8</sub> "     | 11    7/16"                                | <b>Nature</b>            | C221800731                    | 100157589    G457             |
| 29,7x59,6    11 <sup>3</sup> / <sub>4</sub> "x23 <sup>1</sup> / <sub>2</sub> " | 10,4    7/16"                              | <b>Antislip</b>          | C220408861                    | 100157558    G453             |
| 59,6x59,6    23 <sup>1</sup> / <sub>2</sub> "x23 <sup>1</sup> / <sub>2</sub> " | 10,4    7/16"                              | <b>Antislip</b>          | C226001681                    | 100157522    G454             |



**ANTISLIP R11B****NATURE R9A**

KAOS

**KAOS BLACK**

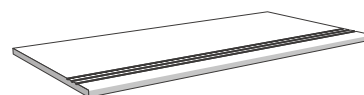
| <b>Formato (cm.)</b><br>Format (inches)  | <b>Espesor (mm.)</b><br>Thickness (inches) | <b>Acabado</b><br>Finish | <b>Código KEA</b><br>KEA Code | <b>Código SAP</b><br>SAP Code |
|--|--|--------------------------|-------------------------------|-------------------------------|
| 29,7x59,6    11 <sup>3</sup> / <sub>4</sub> "x23 <sup>1</sup> / <sub>2</sub> " | 10,4    7/16"                              | Nature                   | C220408871                    | 100157551    G453             |
| 59,6x59,6    23 <sup>1</sup> / <sub>2</sub> "x23 <sup>1</sup> / <sub>2</sub> " | 10,4    7/16"                              | Nature                   | C226001691                    | 100157497    G454             |
| 45x90    17 <sup>3</sup> / <sub>4</sub> "x35 <sup>3</sup> / <sub>8</sub> "     | 11    7/16"                                | Nature                   | C221800761                    | 100157586    G457             |
| 29,7x59,6    11 <sup>3</sup> / <sub>4</sub> "x23 <sup>1</sup> / <sub>2</sub> " | 10,4    7/16"                              | Antislip                 | C220408811                    | 100157555    G453             |
| 59,6x59,6    23 <sup>1</sup> / <sub>2</sub> "x23 <sup>1</sup> / <sub>2</sub> " | 10,4    7/16"                              | Antislip                 | C226001741                    | 100157496    G454             |



# PIEZAS ESPECIALES/ SPECIAL PIECES

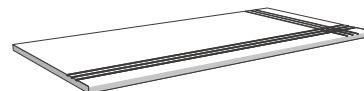
| Color<br>Colour | Pieza<br>Piece | Formato (cm.)<br>Format (inches) | Acabado<br>Finish                       | Código KEA<br>KEA Code | Código SAP<br>SAP Code    |
|-----------------|----------------|----------------------------------|---|------------------------|---------------------------|
| Beige           | Huella         | 29,7x59,6                        | 11 <sup>3/4</sup> "x23 <sup>1/2</sup> " | Nature                 | C220410011 100163227 G414 |
| Beige           | Huella         | 45x90                            | 17 <sup>3/4</sup> "x35 <sup>3/8</sup> " | Nature                 | C221800911 100163841 G435 |
| Beige           | Huella         | 29,7x59,6                        | 11 <sup>3/4</sup> "x23 <sup>1/2</sup> " | Antislip               | C220409961 100163207 G414 |
| Black           | Huella         | 29,7x59,6                        | 11 <sup>3/4</sup> "x23 <sup>1/2</sup> " | Nature                 | C220410101 100163234 G414 |
| Black           | Huella         | 45x90                            | 17 <sup>3/4</sup> "x35 <sup>3/8</sup> " | Nature                 | C221800981 100163842 G435 |
| Black           | Huella         | 29,7x59,6                        | 11 <sup>3/4</sup> "x23 <sup>1/2</sup> " | Antislip               | C220410061 100163233 G414 |

**KAOS**  
Huella  
Step Tile




|       |                  |           |   |          |                           |
|-------|------------------|-----------|---|----------|---------------------------|
| Beige | Huella Esq. Der. | 29,7x59,6 | 11 <sup>3/4</sup> "x23 <sup>1/2</sup> " | Nature   | C220410361 100163705 G416 |
| Beige | Huella Esq. Der. | 45x90     | 17 <sup>3/4</sup> "x35 <sup>3/8</sup> " | Nature   | C221800831 100163734 G417 |
| Beige | Huella Esq. Der. | 29,7x59,6 | 11 <sup>3/4</sup> "x23 <sup>1/2</sup> " | Antislip | C220410311 100163549 G416 |
| Black | Huella Esq. Der. | 29,7x59,6 | 11 <sup>3/4</sup> "x23 <sup>1/2</sup> " | Nature   | C220410331 100163706 G416 |
| Black | Huella Esq. Der. | 45x90     | 17 <sup>3/4</sup> "x35 <sup>3/8</sup> " | Nature   | C221800821 100163735 G417 |
| Black | Huella Esq. Der. | 29,7x59,6 | 11 <sup>3/4</sup> "x23 <sup>1/2</sup> " | Antislip | C220410531 100163711 G416 |

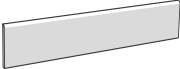
**KAOS**  
Huella Esquina Derecha  
Step Tile Right Corner

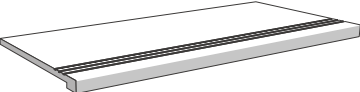


|       |                  |           |   |          |                           |
|-------|------------------|-----------|---|----------|---------------------------|
| Beige | Huella Esq. Izq. | 29,7x59,6 | 11 <sup>3/4</sup> "x23 <sup>1/2</sup> " | Nature   | C220410221 100163720 G416 |
| Beige | Huella Esq. Izq. | 45x90     | 17 <sup>3/4</sup> "x35 <sup>3/8</sup> " | Nature   | C221800991 100163840 G417 |
| Beige | Huella Esq. Izq. | 29,7x59,6 | 11 <sup>3/4</sup> "x23 <sup>1/2</sup> " | Antislip | C220410261 100163707 G416 |
| Black | Huella Esq. Izq. | 29,7x59,6 | 11 <sup>3/4</sup> "x23 <sup>1/2</sup> " | Nature   | C220410341 100163721 G416 |
| Black | Huella Esq. Izq. | 45x90     | 17 <sup>3/4</sup> "x35 <sup>3/8</sup> " | Nature   | C221800901 100163822 G417 |
| Black | Huella Esq. Izq. | 29,7x59,6 | 11 <sup>3/4</sup> "x23 <sup>1/2</sup> " | Antislip | C220410291 100163712 G416 |

**KAOS**  
Huella Esquina Izquierda  
Step Tile Left Corner



|   | Color<br>Colour | Pieza<br>Piece | Formato (cm.)<br>Format (inches) |                  | Acabado<br>Finish | Código KEA<br>KEA Code | Código SAP<br>SAP Code |      |
|---|-----------------|----------------|----------------------------------|------------------|-------------------|------------------------|------------------------|------|
| <b>KAOS</b><br>Zócalo<br>Skirting Board<br> | Beige           | Zócalo         | 9x59,6 cm.                       | 3 1/2" x 23 1/2" | Nature            | C223701881             | 100163216              | G407 |
|   | Beige           | Zócalo         | 9x90 cm.                         | 3 1/2" x 35 3/8" | Nature            | C223701971             | 100163764              | G411 |
|   | Black           | Zócalo         | 9x59,6 cm.                       | 3 1/2" x 23 1/2" | Nature            | C223701891             | 100163231              | G407 |
|   | Black           | Zócalo         | 9x90 cm.                         | 3 1/2" x 35 3/8" | Nature            | C223701961             | 100163834              | G411 |

|   |       |            |           |                   |          |            |           |      |
|---|-------|------------|-----------|-------------------|----------|------------|-----------|------|
| <b>KAOS</b><br>Peldaño Técnico<br>Technical Step Tile<br> | Beige | Peld. Téc. | 29,7x59,6 | 11 3/4" x 23 1/2" | Nature   | C220410371 | 100163740 | G425 |
|   | Beige | Peld. Téc. | 45x90     | 17 3/4" x 35 3/8" | Nature   | C221800871 | 100163759 | G428 |
|   | Beige | Peld. Téc. | 29,7x59,6 | 11 3/4" x 23 1/2" | Antislip | C220410251 | 100163709 | G425 |
|   | Black | Peld. Téc. | 29,7x59,6 | 11 3/4" x 23 1/2" | Nature   | C220410511 | 100163719 | G425 |
|   | Black | Peld. Téc. | 45x90     | 17 3/4" x 35 3/8" | Nature   | C221800931 | 100163820 | G428 |
|   | Black | Peld. Téc. | 29,7x59,6 | 11 3/4" x 23 1/2" | Antislip | C220410301 | 100163718 | G425 |

|  |       |                      |           |                   |          |            |           |      |
|--|-------|----------------------|-----------|-------------------|----------|------------|-----------|------|
| <b>KAOS</b><br>Peldaño Técnico Esquina Derecha<br>Technical Step Tile Right Corner<br> | Beige | Peld. Téc. Esq. Der. | 29,7x59,6 | 11 3/4" x 23 1/2" | Nature   | C220410501 | 100163746 | G430 |
|  | Beige | Peld. Téc. Esq. Der. | 45x90     | 17 3/4" x 35 3/8" | Nature   | C221800891 | 100163819 | G442 |
|  | Beige | Peld. Téc. Esq. Der. | 29,7x59,6 | 11 3/4" x 23 1/2" | Antislip | C220410521 | 100163756 | G430 |
|  | Black | Peld. Téc. Esq. Der. | 29,7x59,6 | 11 3/4" x 23 1/2" | Nature   | C220410491 | 100163733 | G430 |
|  | Black | Peld. Téc. Esq. Der. | 45x90     | 17 3/4" x 35 3/8" | Nature   | C221800881 | 100163763 | G442 |
|  | Black | Peld. Téc. Esq. Der. | 29,7x59,6 | 11 3/4" x 23 1/2" | Antislip | C220410431 | 100163747 | G430 |

|   |       |                      |           |                   |          |            |           |      |
|---|-------|----------------------|-----------|-------------------|----------|------------|-----------|------|
| <b>KAOS</b><br>Peldaño Técnico Esquina Izquierda<br>Technical Step Tile Left Corner<br> | Beige | Peld. Téc. Esq. Izq. | 29,7x59,6 | 11 3/4" x 23 1/2" | Nature   | C220410451 | 100163743 | G430 |
|   | Beige | Peld. Téc. Esq. Izq. | 45x90     | 17 3/4" x 35 3/8" | Nature   | C221800971 | 100163831 | G442 |
|   | Beige | Peld. Téc. Esq. Izq. | 29,7x59,6 | 11 3/4" x 23 1/2" | Antislip | C220410411 | 100163729 | G430 |
|   | Black | Peld. Téc. Esq. Izq. | 29,7x59,6 | 11 3/4" x 23 1/2" | Nature   | C220410441 | 100163752 | G430 |
|   | Black | Peld. Téc. Esq. Izq. | 45x90     | 17 3/4" x 35 3/8" | Nature   | C221800951 | 100163832 | G442 |
|   | Black | Peld. Téc. Esq. Izq. | 29,7x59,6 | 11 3/4" x 23 1/2" | Antislip | C220410541 | 100163751 | G430 |



MARBLE Calacatta Polished 119x119 cm.



MARBLE

# MARBLE





MARBLE

POLISHED

## MARBLE CALACATTA

| Formato (cm.)<br>Format (inches)  | Espesor (mm.)<br>Thickness (inches) | Acabado<br>Finish | Código KEA<br>KEA Code | Código SAP<br>SAP Code |
|---|-------------------------------------|-------------------|------------------------|------------------------|
| 59,4x119    23 <sup>3</sup> / <sub>8</sub> "x46 <sup>7</sup> / <sub>8</sub> " | 12    15/32"                        | Polished          | C227900881             | 100177657    G268      |
| 119x119    46 <sup>7</sup> / <sub>8</sub> "x46 <sup>7</sup> / <sub>8</sub> "  | 12    15/32"                        | Polished          | C228500931             | 100177445    G265      |







POLISHED

## MARBLE BIANCO

| Formato (cm.)<br>Format (inches)  | Espesor (mm.)<br>Thickness (inches) | Acabado<br>Finish | Código KEA<br>KEA Code | Código SAP<br>SAP Code |
|---|-------------------------------------|-------------------|------------------------|------------------------|
| 59,4x119    23 <sup>3</sup> / <sub>8</sub> "x46 <sup>7</sup> / <sub>8</sub> " | 12    15/32"                        | Polished          | C227900891             | 100177707 G268         |
| 119x119    46 <sup>7</sup> / <sub>8</sub> "x46 <sup>7</sup> / <sub>8</sub> "  | 12    15/32"                        | Polished          | C228501071             | 100177726 G265         |





MARBLE

POLISHED

### MARBLE MARFIL

| Formato (cm.)<br>Format (inches)  | Espesor (mm.)<br>Thickness (inches) | Acabado<br>Finish | Código KEA<br>KEA Code | Código SAP<br>SAP Code |
|---|-------------------------------------|-------------------|------------------------|------------------------|
| 59,4x119    23 <sup>3</sup> / <sub>8</sub> "x46 <sup>7</sup> / <sub>8</sub> " | 12    15/32"                        | Polished          | C227900911             | 100177717    G268      |
| 119x119    46 <sup>7</sup> / <sub>8</sub> "x46 <sup>7</sup> / <sub>8</sub> "  | 12    15/32"                        | Polished          | C228501091             | 100177709    G265      |





POLISHED

### MARBLE GREY

| Formato (cm.)<br>Format (inches)  | Espesor (mm.)<br>Thickness (inches) | Acabado<br>Finish | Código KEA<br>KEA Code | Código SAP<br>SAP Code |
|---|-------------------------------------|-------------------|------------------------|------------------------|
| 59,4x119    23 <sup>3</sup> / <sub>8</sub> "x46 <sup>7</sup> / <sub>8</sub> " | 12    15/32"                        | Polished          | C227900901             | 100177698    G268      |
| 119x119    46 <sup>7</sup> / <sub>8</sub> "x46 <sup>7</sup> / <sub>8</sub> "  | 12    15/32"                        | Polished          | C228501081             | 100177727    G265      |





MARBLE

POLISHED

## MARBLE TRAVERTINO

| Formato (cm.)<br>Format (inches)  | Espesor (mm.)<br>Thickness (inches) | Acabado<br>Finish | Código KEA<br>KEA Code | Código SAP<br>SAP Code |
|---|-------------------------------------|-------------------|------------------------|------------------------|
| 59,4x119    23 <sup>3</sup> / <sub>8</sub> "x46 <sup>7</sup> / <sub>8</sub> " | 12    15/32"                        | Polished          | C227900921             | 100177708 G268         |
| 119x119    46 <sup>7</sup> / <sub>8</sub> "x46 <sup>7</sup> / <sub>8</sub> "  | 12    15/32"                        | Polished          | C228501101             | 100177699 G265         |





MAX Black Nature 45x90 cm.



MAX

# MAX



Mosaic MAX Black Nature 29,7x29,7 cm.



MAX

**MAX**



NATURE R9A

LAPPATO R9



### MOSAICO MAX BEIGE


| Formato (cm.)<br>Format (inches)   | Espesor (mm.)<br>Thickness (inches) | Acabado<br>Finish | Código KEA<br>KEA Code | Código SAP<br>SAP Code |
|--|-------------------------------------|-------------------|------------------------|------------------------|
| 29,7x29,7* 11 <sup>3</sup> / <sub>4</sub> "x11 <sup>3</sup> / <sub>4</sub> " | 10,4 7/16"                          | Lappato           | C223024751             | 100146904 G492         |
| 29,7x29,7* 11 <sup>3</sup> / <sub>4</sub> "x11 <sup>3</sup> / <sub>4</sub> " | 10,4 7/16"                          | Nature            | C223024771             | 100146905 G497         |

\*Tamaño de la tesela: 5x5 cm. · \*Piece Size: 2"x2"



LAPPATO R9

NATURE R9A



MAX

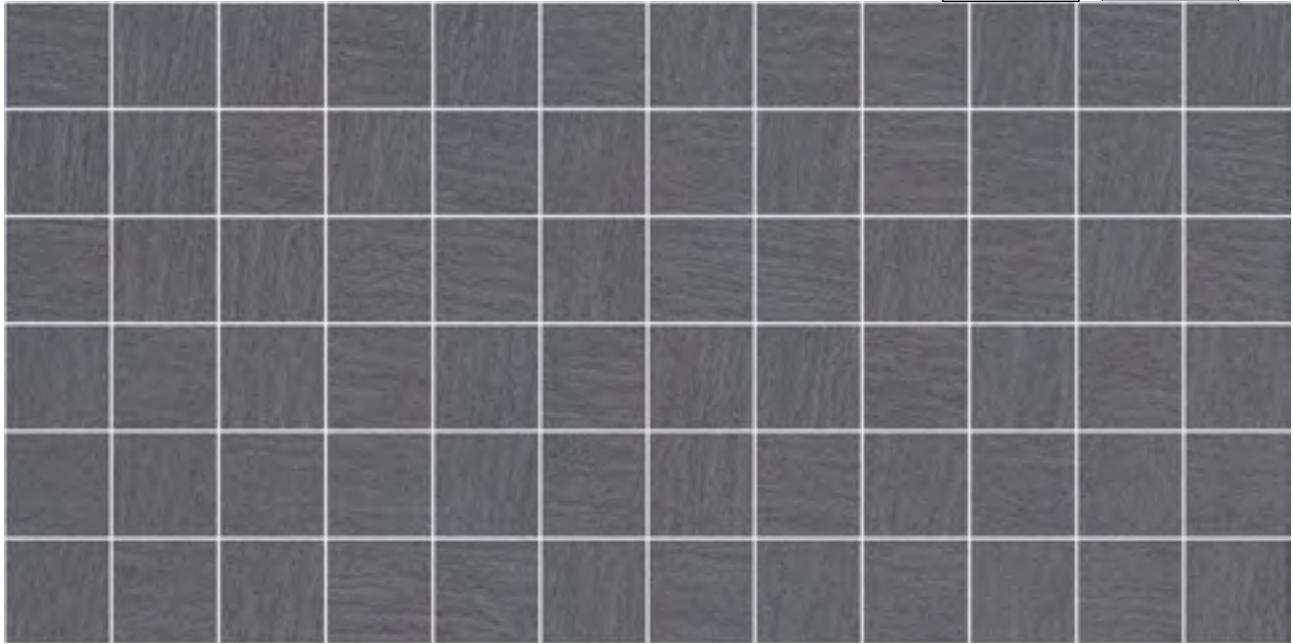
## MAX BEIGE

| Formato (cm.)<br>Format (inches)   | Espesor (mm.)<br>Thickness (inches) | Acabado<br>Finish | Código KEA<br>KEA Code | Código SAP<br>SAP Code | Valor UPEC<br>UPEC Value |
|--|-------------------------------------|-------------------|------------------------|------------------------|--------------------------|
| 29,7x59,6<br>11 <sup>3</sup> / <sub>4</sub> "x23 <sup>1</sup> / <sub>2</sub> " | 10,4<br>7/16"                       | Lappato           | C220401181             | 100143188 G457         |                          |
| 59,6x59,6<br>23 <sup>1</sup> / <sub>2</sub> "x23 <sup>1</sup> / <sub>2</sub> " | 10,4<br>7/16"                       | Lappato           | C226001261             | 100143186 G458         | U4 P4+ E3 C2             |
| 45x90<br>17 <sup>3</sup> / <sub>4</sub> "x35 <sup>3</sup> / <sub>8</sub> "     | 11<br>7/16"                         | Lappato           | C221800111             | 100142828 G472         |                          |
| 29,7x59,6<br>11 <sup>3</sup> / <sub>4</sub> "x23 <sup>1</sup> / <sub>2</sub> " | 10,4<br>7/16"                       | Nature            | C220400111             | 100140429 G453         | U4 P4 E3 C2              |
| 59,6x59,6<br>23 <sup>1</sup> / <sub>2</sub> "x23 <sup>1</sup> / <sub>2</sub> " | 10,4<br>7/16"                       | Nature            | C226000391             | 100140155 G454         | U4 P4+ E3 C2             |
| 45x90<br>17 <sup>3</sup> / <sub>4</sub> "x35 <sup>3</sup> / <sub>8</sub> "     | 11<br>7/16"                         | Nature            | C221800091             | 100142829 G457         |                          |



NATURE R9A

LAPPATO R9



### MOSAICO MAX GREY


| Formato (cm.)<br>Format (inches)   | Espesor (mm.)<br>Thickness (inches) | Acabado<br>Finish | Código KEA<br>KEA Code | Código SAP<br>SAP Code |
|--|-------------------------------------|-------------------|------------------------|------------------------|
| 29,7x29,7* 11 <sup>3</sup> / <sub>4</sub> "x11 <sup>3</sup> / <sub>4</sub> " | 10,4 7/16"                          | Lappato           | C223024801             | 100146908 G492         |
| 29,7x29,7* 11 <sup>3</sup> / <sub>4</sub> "x11 <sup>3</sup> / <sub>4</sub> " | 10,4 7/16"                          | Nature            | C223024791             | 100146909 G497         |

\*Tamaño de la tesela: 5x5 cm. · \*Piece Size: 2"x2"



LAPPATO R9

NATURE R9A



MAX

**MAX GREY**

| Formato (cm.)<br>Format (inches)   | Espesor (mm.)<br>Thickness (inches) | Acabado<br>Finish | Código KEA<br>KEA Code | Código SAP<br>SAP Code | Valor UPEC<br>UPEC Value |
|--|-------------------------------------|-------------------|------------------------|------------------------|--------------------------|
| 29,7x59,6<br>11 <sup>3</sup> / <sub>4</sub> "x23 <sup>1</sup> / <sub>2</sub> " | 10,4<br>7/16"                       | Lappato           | C220400621             | 100143184 G457         |                          |
| 59,6x59,6<br>23 <sup>1</sup> / <sub>2</sub> "x23 <sup>1</sup> / <sub>2</sub> " | 10,4<br>7/16"                       | Lappato           | C226001281             | 100143192 G458         | U4 P4+ E3 C2             |
| 45x90<br>17 <sup>3</sup> / <sub>4</sub> "x35 <sup>3</sup> / <sub>8</sub> "     | 11<br>7/16"                         | Lappato           | C221800061             | 100142827 G472         |                          |
| 29,7x59,6<br>11 <sup>3</sup> / <sub>4</sub> "x23 <sup>1</sup> / <sub>2</sub> " | 10,4<br>7/16"                       | Nature            | C220400371             | 100143193 G453         | U4 P4 E3 C2              |
| 59,6x59,6<br>23 <sup>1</sup> / <sub>2</sub> "x23 <sup>1</sup> / <sub>2</sub> " | 10,4<br>7/16"                       | Nature            | C226001311             | 100143185 G454         | U4 P4+ E3 C2             |
| 45x90<br>17 <sup>3</sup> / <sub>4</sub> "x35 <sup>3</sup> / <sub>8</sub> "     | 11<br>7/16"                         | Nature            | C221800081             | 100142852 G457         |                          |



NATURE R9A

LAPPATO R9



### MOSAICO MAX BLACK

| Formato (cm.)<br>Format (inches)   | Espesor (mm.)<br>Thickness (inches) | Acabado<br>Finish | Código KEA<br>KEA Code | Código SAP<br>SAP Code |
|--|-------------------------------------|-------------------|------------------------|------------------------|
| 29,7x29,7* 11 <sup>3</sup> / <sub>4</sub> "x11 <sup>3</sup> / <sub>4</sub> " | 10,4 7/16"                          | Lappato           | C223024761             | 100146906 G492         |
| 29,7x29,7* 11 <sup>3</sup> / <sub>4</sub> "x11 <sup>3</sup> / <sub>4</sub> " | 10,4 7/16"                          | Nature            | C223024781             | 100146907 G497         |

\*Tamaño de la tesela: 5x5 cm. · \*Piece Size: 2"x2"



LAPPATO R9

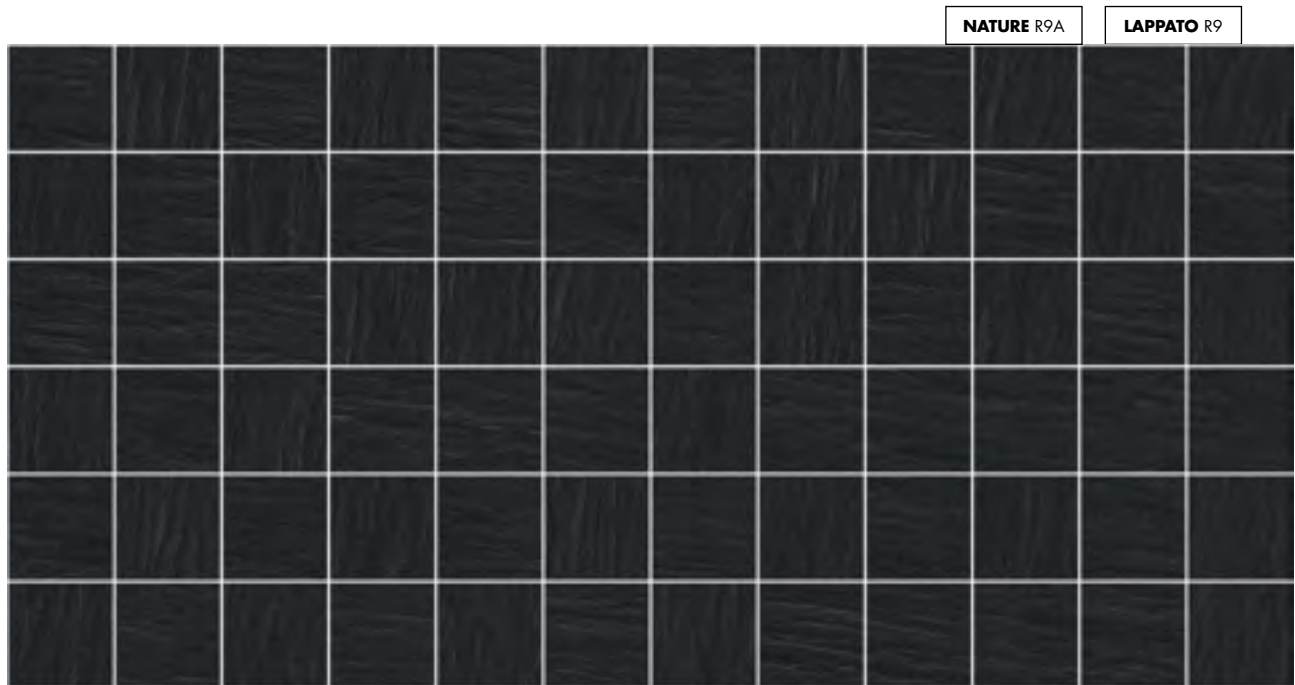
NATURE R9A

MAX

**MAX BLACK**

| Formato (cm.)<br>Format (inches)   | Espesor (mm.)<br>Thickness (inches) | Acabado<br>Finish | Código KEA<br>KEA Code | Código SAP<br>SAP Code | Valor UPEC<br>UPEC Value |
|--|-------------------------------------|-------------------|------------------------|------------------------|--------------------------|
| 29,7x59,6<br>11 <sup>3</sup> / <sub>4</sub> "x23 <sup>1</sup> / <sub>2</sub> " | 10,4<br>7/16"                       | Lappato           | C220401071             | 100143430 G457         |                          |
| 59,6x59,6<br>23 <sup>1</sup> / <sub>2</sub> "x23 <sup>1</sup> / <sub>2</sub> " | 10,4<br>7/16"                       | Lappato           | C226001031             | 100143189 G458         | U4 P4+ E3 C2             |
| 45x90<br>17 <sup>3</sup> / <sub>4</sub> "x35 <sup>3</sup> / <sub>8</sub> "     | 11<br>7/16"                         | Lappato           | C221800101             | 100142850 G472         |                          |
| 29,7x59,6<br>11 <sup>3</sup> / <sub>4</sub> "x23 <sup>1</sup> / <sub>2</sub> " | 10,4<br>7/16"                       | Nature            | C220400361             | 100143190 G453         | U4 P4 E3 C2              |
| 59,6x59,6<br>23 <sup>1</sup> / <sub>2</sub> "x23 <sup>1</sup> / <sub>2</sub> " | 10,4<br>7/16"                       | Nature            | C226000911             | 100143191 G454         | U4 P4+ E3 C2             |
| 45x90<br>17 <sup>3</sup> / <sub>4</sub> "x35 <sup>3</sup> / <sub>8</sub> "     | 11<br>7/16"                         | Nature            | C221800071             | 100142851 G457         |                          |





NATURE R9A

LAPPATO R9

### MOSAICO MAX SUPERBLACK

| Formato (cm.)<br>Format (inches)   | Espesor (mm.)<br>Thickness (inches) | Acabado<br>Finish | Código KEA<br>KEA Code | Código SAP<br>SAP Code |
|--|-------------------------------------|-------------------|------------------------|------------------------|
| 29,7x29,7* 11 <sup>3</sup> / <sub>4</sub> "x11 <sup>3</sup> / <sub>4</sub> " | 10,4 7/16"                          | Lappato           | C229998311             | 100149109 G492         |
| 29,7x29,7* 11 <sup>3</sup> / <sub>4</sub> "x11 <sup>3</sup> / <sub>4</sub> " | 10,4 7/16"                          | Nature            | C229998241             | 100149180 G475         |

\*Tamaño de la tesela: 5x5 cm. · \*Piece Size: 2"x2"



LAPPATO R9

NATURE R9A

MAX

**MAX SUPERBLACK**

| Formato (cm.)<br>Format (inches) |   | Espesor (mm.)<br>Thickness (inches) |       | Acabado<br>Finish | Código KEA<br>KEA Code | Código SAP<br>SAP Code |      |
|----------------------------------|---|-------------------------------------|-------|-------------------|------------------------|------------------------|------|
| 29,7x59,6                        | 11 <sup>3</sup> / <sub>4</sub> "x23 <sup>1</sup> / <sub>2</sub> " | 10,4                                | 7/16" | Lappato           | C220401081             | 100143484              | G472 |
| 59,6x59,6                        | 23 <sup>1</sup> / <sub>2</sub> "x23 <sup>1</sup> / <sub>2</sub> " | 10,4                                | 7/16" | Lappato           | C226001401             | 100143273              | G472 |
| 45x90                            | 17 <sup>3</sup> / <sub>4</sub> "x35 <sup>3</sup> / <sub>8</sub> " | 11                                  | 7/16" | Lappato           | C221800051             | 100143382              | G482 |
| 29,7x59,6                        | 11 <sup>3</sup> / <sub>4</sub> "x23 <sup>1</sup> / <sub>2</sub> " | 10,4                                | 7/16" | Nature            | C220401091             | 100143487              | G457 |
| 59,6x59,6                        | 23 <sup>1</sup> / <sub>2</sub> "x23 <sup>1</sup> / <sub>2</sub> " | 10,4                                | 7/16" | Nature            | C226000461             | 100141297              | G457 |
| 45x90                            | 17 <sup>3</sup> / <sub>4</sub> "x35 <sup>3</sup> / <sub>8</sub> " | 11                                  | 7/16" | Nature            | C221800041             | 100143383              | G472 |

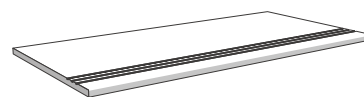




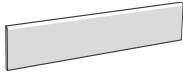
# PIEZAS ESPECIALES/ SPECIAL PIECES

| Color<br>Colour | Pieza<br>Piece | Formato (cm.)<br>Format (inches) | Acabado<br>Finish                       | Código KEA<br>KEA Code | Código SAP<br>SAP Code    |
|-----------------|----------------|----------------------------------|---|------------------------|---------------------------|
| Beige           | Huella         | 29,7x59,6                        | 11 <sup>3/4</sup> "x23 <sup>1/2</sup> " | Lappato                | C220402711 100147479 G414 |
| Beige           | Huella         | 45x90                            | 17 <sup>3/4</sup> "x35 <sup>3/8</sup> " | Lappato                | C221800491 100148732 G435 |
| Beige           | Huella         | 29,7x59,6                        | 11 <sup>3/4</sup> "x23 <sup>1/2</sup> " | Nature                 | C220403491 100147480 G414 |
| Beige           | Huella         | 45x90                            | 17 <sup>3/4</sup> "x35 <sup>3/8</sup> " | Nature                 | C221800431 100148733 G435 |
| Grey            | Huella         | 29,7x59,6                        | 11 <sup>3/4</sup> "x23 <sup>1/2</sup> " | Lappato                | C220401851 100147483 G414 |
| Grey            | Huella         | 45x90                            | 17 <sup>3/4</sup> "x35 <sup>3/8</sup> " | Lappato                | C221800291 100148736 G435 |
| Grey            | Huella         | 29,7x59,6                        | 11 <sup>3/4</sup> "x23 <sup>1/2</sup> " | Nature                 | C220404381 100147484 G414 |
| Grey            | Huella         | 45x90                            | 17 <sup>3/4</sup> "x35 <sup>3/8</sup> " | Nature                 | C221800301 100148737 G435 |
| Black           | Huella         | 29,7x59,6                        | 11 <sup>3/4</sup> "x23 <sup>1/2</sup> " | Lappato                | C220402981 100147481 G414 |
| Black           | Huella         | 45x90                            | 17 <sup>3/4</sup> "x35 <sup>3/8</sup> " | Lappato                | C221800271 100148734 G435 |
| Black           | Huella         | 29,7x59,6                        | 11 <sup>3/4</sup> "x23 <sup>1/2</sup> " | Nature                 | C220402531 100147482 G414 |
| Black           | Huella         | 45x90                            | 17 <sup>3/4</sup> "x35 <sup>3/8</sup> " | Nature                 | C221800261 100148735 G435 |
| Superblack      | Huella         | 29,7x59,6                        | 11 <sup>3/4</sup> "x23 <sup>1/2</sup> " | Lappato                | C220408521 100148911 G438 |
| Superblack      | Huella         | 45x90                            | 17 <sup>3/4</sup> "x35 <sup>3/8</sup> " | Lappato                | C221800441 100148738 G416 |
| Superblack      | Huella         | 29,7x59,6                        | 11 <sup>3/4</sup> "x23 <sup>1/2</sup> " | Nature                 | C220408511 100148912 G438 |
| Superblack      | Huella         | 45x90                            | 17 <sup>3/4</sup> "x35 <sup>3/8</sup> " | Nature                 | C221800321 100148739 G416 |

**MAX**  
Huella  
Step Tile

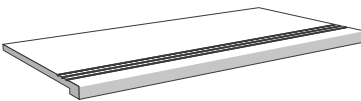


**MAX**  
Zócalo  
Skirting Board



| Color<br>Colour | Pieza<br>Piece | Formato (cm.)<br>Format (inches) | Acabado<br>Finish | Código KEA<br>KEA Code | Código SAP<br>SAP Code    |
|-----------------|----------------|----------------------------------|-------------------|------------------------|---------------------------|
| Beige           | Zócalo         | 9x59,6                           | 3 1/2" x 23 1/2"  | Lappato                | C223701031 100145591 G407 |
| Beige           | Zócalo         | 9x90                             | 3 1/2" x 35 3/8"  | Lappato                | C223701651 100148811 G411 |
| Beige           | Zócalo         | 9x59,6                           | 3 1/2" x 23 1/2"  | Nature                 | C223701081 100145592 G407 |
| Beige           | Zócalo         | 9x90                             | 3 1/2" x 35 3/8"  | Nature                 | C223701641 100148812 G411 |
| Grey            | Zócalo         | 9x59,6                           | 3 1/2" x 23 1/2"  | Lappato                | C223700951 100145595 G407 |
| Grey            | Zócalo         | 9x90                             | 3 1/2" x 35 3/8"  | Lappato                | C223701631 100148814 G411 |
| Grey            | Zócalo         | 9x59,6                           | 3 1/2" x 23 1/2"  | Nature                 | C223701071 100145596 G407 |
| Grey            | Zócalo         | 9x90                             | 3 1/2" x 35 3/8"  | Nature                 | C223701611 100148815 G411 |
| Black           | Zócalo         | 9x59,6                           | 3 1/2" x 23 1/2"  | Lappato                | C223700941 100145593 G407 |
| Black           | Zócalo         | 9x90                             | 3 1/2" x 35 3/8"  | Lappato                | C223701671 100147961 G411 |
| Black           | Zócalo         | 9x59,6                           | 3 1/2" x 23 1/2"  | Nature                 | C223701051 100145594 G407 |
| Black           | Zócalo         | 9x90                             | 3 1/2" x 35 3/8"  | Nature                 | C223701591 100148813 G411 |
| Superblack      | Zócalo         | 9x59,6                           | 3 1/2" x 23 1/2"  | Lappato                | C223701621 100148816 G411 |
| Superblack      | Zócalo         | 9x90                             | 3 1/2" x 35 3/8"  | Lappato                | C223701461 100148078 G407 |
| Superblack      | Zócalo         | 9x59,6                           | 3 1/2" x 23 1/2"  | Nature                 | C223701451 100148079 G407 |
| Superblack      | Zócalo         | 9x90                             | 3 1/2" x 35 3/8"  | Nature                 | C223701601 100148817 G411 |

**MAX**  
Peldaño Técnico  
Technical Step Tile

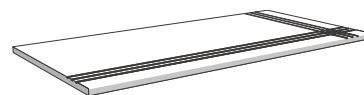


|            |            |           |                   |         |                           |
|------------|------------|-----------|-------------------|---------|---------------------------|
| Beige      | Peld. Téc. | 29,7x59,6 | 11 3/4" x 23 1/2" | Lappato | C220405151 100147844 G425 |
| Beige      | Peld. Téc. | 45x90     | 17 3/4" x 35 3/8" | Lappato | C221800611 100148784 G429 |
| Beige      | Peld. Téc. | 29,7x59,6 | 11 3/4" x 23 1/2" | Nature  | C220407101 100147845 G425 |
| Beige      | Peld. Téc. | 45x90     | 17 3/4" x 35 3/8" | Nature  | C221800601 100148785 G428 |
| Grey       | Peld. Téc. | 29,7x59,6 | 11 3/4" x 23 1/2" | Lappato | C220405941 100147847 G425 |
| Grey       | Peld. Téc. | 45x90     | 17 3/4" x 35 3/8" | Lappato | C221800281 100148788 G429 |
| Grey       | Peld. Téc. | 29,7x59,6 | 11 3/4" x 23 1/2" | Nature  | C220406821 100147848 G425 |
| Grey       | Peld. Téc. | 45x90     | 17 3/4" x 35 3/8" | Nature  | C221800591 100148789 G428 |
| Black      | Peld. Téc. | 29,7x59,6 | 11 3/4" x 23 1/2" | Lappato | C220406291 100147846 G425 |
| Black      | Peld. Téc. | 45x90     | 17 3/4" x 35 3/8" | Lappato | C221800631 100148786 G429 |
| Black      | Peld. Téc. | 29,7x59,6 | 11 3/4" x 23 1/2" | Nature  | C220406081 100147849 G425 |
| Black      | Peld. Téc. | 45x90     | 17 3/4" x 35 3/8" | Nature  | C221800471 100148787 G428 |
| Superblack | Peld. Téc. | 29,7x59,6 | 11 3/4" x 23 1/2" | Lappato | C220408591 100148903 G425 |
| Superblack | Peld. Téc. | 45x90     | 17 3/4" x 35 3/8" | Lappato | C221800521 100148790 G429 |
| Superblack | Peld. Téc. | 29,7x59,6 | 11 3/4" x 23 1/2" | Nature  | C220408571 100148904 G425 |
| Superblack | Peld. Téc. | 45x90     | 17 3/4" x 35 3/8" | Nature  | C221800361 100148791 G428 |

# PIEZAS ESPECIALES/ SPECIAL PIECES


| Color<br>Colour | Pieza<br>Piece   | Formato (cm.)<br>Format (inches) | Acabado<br>Finish                       | Código KEA<br>KEA Code | Código SAP<br>SAP Code    |
|-----------------|------------------|----------------------------------|---|------------------------|---------------------------|
| Beige           | Huella Esq. Der. | 29,7x59,6                        | 11 <sup>3/4</sup> "x23 <sup>1/2</sup> " | Lappato                | C220402821 100147467 G416 |
| Beige           | Huella Esq. Der. | 45x90                            | 17 <sup>3/4</sup> "x35 <sup>3/8</sup> " | Lappato                | C221800641 100148746 G417 |
| Beige           | Huella Esq. Der. | 29,7x59,6                        | 11 <sup>3/4</sup> "x23 <sup>1/2</sup> " | Nature                 | C220402481 100147468 G416 |
| Beige           | Huella Esq. Der. | 45x90                            | 17 <sup>3/4</sup> "x35 <sup>3/8</sup> " | Nature                 | C221800421 100148747 G417 |
| Grey            | Huella Esq. Der. | 29,7x59,6                        | 11 <sup>3/4</sup> "x23 <sup>1/2</sup> " | Lappato                | C220404061 100147471 G416 |
| Grey            | Huella Esq. Der. | 45x90                            | 17 <sup>3/4</sup> "x35 <sup>3/8</sup> " | Lappato                | C221800381 100148763 G417 |
| Grey            | Huella Esq. Der. | 29,7x59,6                        | 11 <sup>3/4</sup> "x23 <sup>1/2</sup> " | Nature                 | C220403661 100147472 G416 |
| Grey            | Huella Esq. Der. | 45x90                            | 17 <sup>3/4</sup> "x35 <sup>3/8</sup> " | Nature                 | C221800191 100148764 G417 |
| Black           | Huella Esq. Der. | 29,7x59,6                        | 11 <sup>3/4</sup> "x23 <sup>1/2</sup> " | Lappato                | C220402961 100147469 G416 |
| Black           | Huella Esq. Der. | 45x90                            | 17 <sup>3/4</sup> "x35 <sup>3/8</sup> " | Lappato                | C221800211 100148770 G417 |
| Black           | Huella Esq. Der. | 29,7x59,6                        | 11 <sup>3/4</sup> "x23 <sup>1/2</sup> " | Nature                 | C220402811 100147470 G416 |
| Black           | Huella Esq. Der. | 45x90                            | 17 <sup>3/4</sup> "x35 <sup>3/8</sup> " | Nature                 | C221800461 100148771 G417 |
| Superblack      | Huella Esq. Der. | 29,7x59,6                        | 11 <sup>3/4</sup> "x23 <sup>1/2</sup> " | Lappato                | C220408531 100148913 G417 |
| Superblack      | Huella Esq. Der. | 45x90                            | 17 <sup>3/4</sup> "x35 <sup>3/8</sup> " | Lappato                | C221800331 100148780 G418 |
| Superblack      | Huella Esq. Der. | 29,7x59,6                        | 11 <sup>3/4</sup> "x23 <sup>1/2</sup> " | Nature                 | C220408541 100148914 G417 |
| Superblack      | Huella Esq. Der. | 45x90                            | 17 <sup>3/4</sup> "x35 <sup>3/8</sup> " | Nature                 | C221800221 100148781 G418 |

**MAX**  
Huella Esquina Derecha  
Step Tile Right Corner



|            |                  |           |   |         |                           |
|------------|------------------|-----------|---|---------|---------------------------|
| Beige      | Huella Esq. Izq. | 29,7x59,6 | 11 <sup>3/4</sup> "x23 <sup>1/2</sup> " | Lappato | C220402101 100147473 G416 |
| Beige      | Huella Esq. Izq. | 45x90     | 17 <sup>3/4</sup> "x35 <sup>3/8</sup> " | Lappato | C221800171 100148748 G417 |
| Beige      | Huella Esq. Izq. | 29,7x59,6 | 11 <sup>3/4</sup> "x23 <sup>1/2</sup> " | Nature  | C220404021 100147474 G416 |
| Beige      | Huella Esq. Izq. | 45x90     | 17 <sup>3/4</sup> "x35 <sup>3/8</sup> " | Nature  | C221800231 100148749 G417 |
| Grey       | Huella Esq. Izq. | 29,7x59,6 | 11 <sup>3/4</sup> "x23 <sup>1/2</sup> " | Lappato | C220403901 100147477 G416 |
| Grey       | Huella Esq. Izq. | 45x90     | 17 <sup>3/4</sup> "x35 <sup>3/8</sup> " | Lappato | C221800511 100148765 G417 |
| Grey       | Huella Esq. Izq. | 29,7x59,6 | 11 <sup>3/4</sup> "x23 <sup>1/2</sup> " | Nature  | C220402771 100147478 G416 |
| Grey       | Huella Esq. Izq. | 45x90     | 17 <sup>3/4</sup> "x35 <sup>3/8</sup> " | Nature  | C221800541 100148766 G417 |
| Black      | Huella Esq. Izq. | 29,7x59,6 | 11 <sup>3/4</sup> "x23 <sup>1/2</sup> " | Lappato | C220404171 100147475 G416 |
| Black      | Huella Esq. Izq. | 45x90     | 17 <sup>3/4</sup> "x35 <sup>3/8</sup> " | Lappato | C221800401 100148772 G417 |
| Black      | Huella Esq. Izq. | 29,7x59,6 | 11 <sup>3/4</sup> "x23 <sup>1/2</sup> " | Nature  | C220402311 100147476 G416 |
| Black      | Huella Esq. Izq. | 45x90     | 17 <sup>3/4</sup> "x35 <sup>3/8</sup> " | Nature  | C221800411 100148773 G417 |
| Superblack | Huella Esq. Izq. | 29,7x59,6 | 11 <sup>3/4</sup> "x23 <sup>1/2</sup> " | Lappato | C220408551 100148915 G417 |
| Superblack | Huella Esq. Izq. | 45x90     | 17 <sup>3/4</sup> "x35 <sup>3/8</sup> " | Lappato | C221800501 100148782 G418 |
| Superblack | Huella Esq. Izq. | 29,7x59,6 | 11 <sup>3/4</sup> "x23 <sup>1/2</sup> " | Nature  | C220408561 100148916 G417 |
| Superblack | Huella Esq. Izq. | 45x90     | 17 <sup>3/4</sup> "x35 <sup>3/8</sup> " | Nature  | C221800181 100148783 G418 |

**MAX**  
Huella Esquina Izquierda  
Step Tile Left Corner



|   | Color<br>Colour | Pieza<br>Piece              | Formato (cm.)<br>Format (inches) | Acabado<br>Finish   | Código KEA<br>KEA Code | Código SAP<br>SAP Code |                |
|---|-----------------|-----------------------------|----------------------------------|---|------------------------|------------------------|----------------|
| <b>MAX</b><br>Peldaño Técnico Esquina Derecha<br>Technical Step Tile Right Corner<br> | Beige           | <i>Peld. Téc. Esq. Der.</i> | 29,7x59,6                        | 11 <sup>3</sup> / <sub>4</sub> "x23 <sup>1</sup> / <sub>2</sub> " | Lappato                | C220406901             | 100147832 G430 |
|   | Beige           | <i>Peld. Téc. Esq. Der.</i> | 45x90                            | 17 <sup>3</sup> / <sub>4</sub> "x35 <sup>3</sup> / <sub>8</sub> " | Lappato                | C221800351             | 100148792 G445 |
|   | Beige           | <i>Peld. Téc. Esq. Der.</i> | 29,7x59,6                        | 11 <sup>3</sup> / <sub>4</sub> "x23 <sup>1</sup> / <sub>2</sub> " | Nature                 | C220405991             | 100147833 G430 |
|   | Beige           | <i>Peld. Téc. Esq. Der.</i> | 45x90                            | 17 <sup>3</sup> / <sub>4</sub> "x35 <sup>3</sup> / <sub>8</sub> " | Nature                 | C221800531             | 100148768 G442 |
|   | Grey            | <i>Peld. Téc. Esq. Der.</i> | 29,7x59,6                        | 11 <sup>3</sup> / <sub>4</sub> "x23 <sup>1</sup> / <sub>2</sub> " | Lappato                | C220405131             | 100147836 G430 |
|   | Grey            | <i>Peld. Téc. Esq. Der.</i> | 45x90                            | 17 <sup>3</sup> / <sub>4</sub> "x35 <sup>3</sup> / <sub>8</sub> " | Lappato                | C221800311             | 100148794 G445 |
|   | Grey            | <i>Peld. Téc. Esq. Der.</i> | 29,7x59,6                        | 11 <sup>3</sup> / <sub>4</sub> "x23 <sup>1</sup> / <sub>2</sub> " | Nature                 | C220405061             | 100147837 G430 |
|   | Grey            | <i>Peld. Téc. Esq. Der.</i> | 45x90                            | 17 <sup>3</sup> / <sub>4</sub> "x35 <sup>3</sup> / <sub>8</sub> " | Nature                 | C221800201             | 100148800 G442 |
|   | Black           | <i>Peld. Téc. Esq. Der.</i> | 29,7x59,6                        | 11 <sup>3</sup> / <sub>4</sub> "x23 <sup>1</sup> / <sub>2</sub> " | Lappato                | C220407071             | 100147834 G430 |
|   | Black           | <i>Peld. Téc. Esq. Der.</i> | 45x90                            | 17 <sup>3</sup> / <sub>4</sub> "x35 <sup>3</sup> / <sub>8</sub> " | Lappato                | C221800621             | 100148793 G445 |
|   | Black           | <i>Peld. Téc. Esq. Der.</i> | 29,7x59,6                        | 11 <sup>3</sup> / <sub>4</sub> "x23 <sup>1</sup> / <sub>2</sub> " | Nature                 | C220405721             | 100147835 G430 |
|   | Black           | <i>Peld. Téc. Esq. Der.</i> | 45x90                            | 17 <sup>3</sup> / <sub>4</sub> "x35 <sup>3</sup> / <sub>8</sub> " | Nature                 | C221800341             | 100148769 G442 |
|   | Superblack      | <i>Peld. Téc. Esq. Der.</i> | 29,7x59,6                        | 11 <sup>3</sup> / <sub>4</sub> "x23 <sup>1</sup> / <sub>2</sub> " | Lappato                | C220408601             | 100148905 G430 |
|   | Superblack      | <i>Peld. Téc. Esq. Der.</i> | 45x90                            | 17 <sup>3</sup> / <sub>4</sub> "x35 <sup>3</sup> / <sub>8</sub> " | Lappato                | C221800371             | 100148795 G445 |
|   | Superblack      | <i>Peld. Téc. Esq. Der.</i> | 29,7x59,6                        | 11 <sup>3</sup> / <sub>4</sub> "x23 <sup>1</sup> / <sub>2</sub> " | Nature                 | C220408581             | 100148906 G430 |
|   | Superblack      | <i>Peld. Téc. Esq. Der.</i> | 45x90                            | 17 <sup>3</sup> / <sub>4</sub> "x35 <sup>3</sup> / <sub>8</sub> " | Nature                 | C221800481             | 100148801 G442 |

|  |            |                             |           |   |         |            |                |
|--|------------|-----------------------------|-----------|---|---------|------------|----------------|
| <b>MAX</b><br>Peldaño Técnico Esquina Izquierda<br>Technical Step Tile Left Corner<br> | Beige      | <i>Peld. Téc. Esq. Izq.</i> | 29,7x59,6 | 11 <sup>3</sup> / <sub>4</sub> "x23 <sup>1</sup> / <sub>2</sub> " | Lappato | C220404861 | 100147838 G430 |
|  | Beige      | <i>Peld. Téc. Esq. Izq.</i> | 45x90     | 17 <sup>3</sup> / <sub>4</sub> "x35 <sup>3</sup> / <sub>8</sub> " | Lappato | C221800251 | 100148796 G445 |
|  | Beige      | <i>Peld. Téc. Esq. Izq.</i> | 29,7x59,6 | 11 <sup>3</sup> / <sub>4</sub> "x23 <sup>1</sup> / <sub>2</sub> " | Nature  | C220405421 | 100147839 G430 |
|  | Beige      | <i>Peld. Téc. Esq. Izq.</i> | 45x90     | 17 <sup>3</sup> / <sub>4</sub> "x35 <sup>3</sup> / <sub>8</sub> " | Nature  | C221800451 | 100148802 G442 |
|  | Grey       | <i>Peld. Téc. Esq. Izq.</i> | 29,7x59,6 | 11 <sup>3</sup> / <sub>4</sub> "x23 <sup>1</sup> / <sub>2</sub> " | Lappato | C220407241 | 100147842 G430 |
|  | Grey       | <i>Peld. Téc. Esq. Izq.</i> | 45x90     | 17 <sup>3</sup> / <sub>4</sub> "x35 <sup>3</sup> / <sub>8</sub> " | Lappato | C221800391 | 100148798 G445 |
|  | Grey       | <i>Peld. Téc. Esq. Izq.</i> | 29,7x59,6 | 11 <sup>3</sup> / <sub>4</sub> "x23 <sup>1</sup> / <sub>2</sub> " | Nature  | C220404931 | 100147843 G430 |
|  | Grey       | <i>Peld. Téc. Esq. Izq.</i> | 45x90     | 17 <sup>3</sup> / <sub>4</sub> "x35 <sup>3</sup> / <sub>8</sub> " | Nature  | C221800571 | 100148804 G442 |
|  | Black      | <i>Peld. Téc. Esq. Izq.</i> | 29,7x59,6 | 11 <sup>3</sup> / <sub>4</sub> "x23 <sup>1</sup> / <sub>2</sub> " | Lappato | C220407061 | 100147840 G430 |
|  | Black      | <i>Peld. Téc. Esq. Izq.</i> | 45x90     | 17 <sup>3</sup> / <sub>4</sub> "x35 <sup>3</sup> / <sub>8</sub> " | Lappato | C221800551 | 100148797 G445 |
|  | Black      | <i>Peld. Téc. Esq. Izq.</i> | 29,7x59,6 | 11 <sup>3</sup> / <sub>4</sub> "x23 <sup>1</sup> / <sub>2</sub> " | Nature  | C220405381 | 100147841 G430 |
|  | Black      | <i>Peld. Téc. Esq. Izq.</i> | 45x90     | 17 <sup>3</sup> / <sub>4</sub> "x35 <sup>3</sup> / <sub>8</sub> " | Nature  | C221800561 | 100148803 G442 |
|  | Superblack | <i>Peld. Téc. Esq. Izq.</i> | 29,7x59,6 | 11 <sup>3</sup> / <sub>4</sub> "x23 <sup>1</sup> / <sub>2</sub> " | Lappato | C220408611 | 100148907 G430 |
|  | Superblack | <i>Peld. Téc. Esq. Izq.</i> | 45x90     | 17 <sup>3</sup> / <sub>4</sub> "x35 <sup>3</sup> / <sub>8</sub> " | Lappato | C221800581 | 100148799 G445 |
|  | Superblack | <i>Peld. Téc. Esq. Izq.</i> | 29,7x59,6 | 11 <sup>3</sup> / <sub>4</sub> "x23 <sup>1</sup> / <sub>2</sub> " | Nature  | C220408621 | 100148908 G430 |
|  | Superblack | <i>Peld. Téc. Esq. Izq.</i> | 45x90     | 17 <sup>3</sup> / <sub>4</sub> "x35 <sup>3</sup> / <sub>8</sub> " | Nature  | C221800241 | 100148805 G442 |



MORSE Coal Nature 59,6x59,6 cm.



MORSE

# MORSE



MORSE Beige Nature 59,6x59,6 cm.




MORSE

# MORSE



**NATURE R9**



### **MORSE WHITE**

| <b>Formato (cm.)</b><br>Format (inches)  | <b>Espesor (mm.)</b><br>Thickness (inches) | <b>Acabado</b><br>Finish | <b>Código KEA</b><br>KEA Code | <b>Código SAP</b><br>SAP Code |
|--|--|--------------------------|-------------------------------|-------------------------------|
| 29,7x59,6    11 <sup>3</sup> / <sub>4</sub> "x23 <sup>1</sup> / <sub>2</sub> " | 10,4    7/16"                              | Nature                   | C220409041                    | 100160947    G452             |
| 59,6x59,6    23 <sup>1</sup> / <sub>2</sub> "x23 <sup>1</sup> / <sub>2</sub> " | 10,4    7/16"                              | Nature                   | C226001801                    | 100159749    G452             |






**MORSE BEIGE**

| <b>Formato (cm.)</b><br>Format (inches)  | <b>Espesor (mm.)</b><br>Thickness (inches) | <b>Acabado</b><br>Finish | <b>Código KEA</b><br>KEA Code | <b>Código SAP</b><br>SAP Code |
|--|--|--------------------------|-------------------------------|-------------------------------|
| 29,7x59,6    11 <sup>3</sup> / <sub>4</sub> "x23 <sup>1</sup> / <sub>2</sub> " | 10,4    7/16"                              | Nature                   | C220409021                    | 100160944    G452             |
| 59,6x59,6    23 <sup>1</sup> / <sub>2</sub> "x23 <sup>1</sup> / <sub>2</sub> " | 10,4    7/16"                              | Nature                   | C226001761                    | 100159746    G452             |




**NATURE R9**



### **MORSE GREY**

| <b>Formato (cm.)</b><br>Format (inches)  | <b>Espesor (mm.)</b><br>Thickness (inches) | <b>Acabado</b><br>Finish | <b>Código KEA</b><br>KEA Code | <b>Código SAP</b><br>SAP Code |
|--|--|--------------------------|-------------------------------|-------------------------------|
| 29,7x59,6    11 <sup>3</sup> / <sub>4</sub> "x23 <sup>1</sup> / <sub>2</sub> " | 10,4    7/16"                              | Nature                   | C220409031                    | 100160946    G452             |
| 59,6x59,6    23 <sup>1</sup> / <sub>2</sub> "x23 <sup>1</sup> / <sub>2</sub> " | 10,4    7/16"                              | Nature                   | C226001781                    | 100159748    G452             |





### MORSE COAL

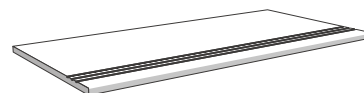
| Formato (cm.)<br>Format (inches)   | Espesor (mm.)<br>Thickness (inches) | Acabado<br>Finish | Código KEA<br>KEA Code | Código SAP<br>SAP Code |
|--|-------------------------------------|-------------------|------------------------|------------------------|
| 29,7x59,6    11 <sup>3</sup> / <sub>4</sub> "x23 <sup>1</sup> / <sub>2</sub> " | 10,4    7/16"                       | Nature            | C220409011             | 100160945    G452      |
| 59,6x59,6    23 <sup>1</sup> / <sub>2</sub> "x23 <sup>1</sup> / <sub>2</sub> " | 10,4    7/16"                       | Nature            | C226001791             | 100159747    G452      |



# PIEZAS ESPECIALES/ SPECIAL PIECES

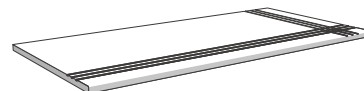
| Color<br>Colour | Pieza<br>Piece | Formato (cm.)<br>Format (inches)                      | Acabado<br>Finish | Código KEA<br>KEA Code | Código SAP<br>SAP Code |
|-----------------|----------------|---|-------------------|------------------------|------------------------|
| White           | Huella         | 29,7x59,6 cm. 11 <sup>3/4</sup> "x23 <sup>1/2</sup> " | Nature            | C220410081             | 100163265 G414         |
| Beige           | Huella         | 29,7x59,6 cm. 11 <sup>3/4</sup> "x23 <sup>1/2</sup> " | Nature            | C220409971             | 100163219 G414         |
| Grey            | Huella         | 29,7x59,6 cm. 11 <sup>3/4</sup> "x23 <sup>1/2</sup> " | Nature            | C220410111             | 100163256 G414         |
| Coal            | Huella         | 29,7x59,6 cm. 11 <sup>3/4</sup> "x23 <sup>1/2</sup> " | Nature            | C220410031             | 100163255 G414         |

**MORSE**  
Huella  
Step Tile




|       |                  |   |        |            |                |
|-------|------------------|---|--------|------------|----------------|
| White | Huella Esq. Der. | 29,7x59,6 cm. 11 <sup>3/4</sup> "x23 <sup>1/2</sup> " | Nature | C220410351 | 100163717 G416 |
| Beige | Huella Esq. Der. | 29,7x59,6 cm. 11 <sup>3/4</sup> "x23 <sup>1/2</sup> " | Nature | C220410391 | 100163730 G416 |
| Grey  | Huella Esq. Der. | 29,7x59,6 cm. 11 <sup>3/4</sup> "x23 <sup>1/2</sup> " | Nature | C220410461 | 100163708 G416 |
| Coal  | Huella Esq. Der. | 29,7x59,6 cm. 11 <sup>3/4</sup> "x23 <sup>1/2</sup> " | Nature | C220410471 | 100163716 G416 |


**MORSE**  
Huella Esquina Derecha  
Step Tile Right Corner

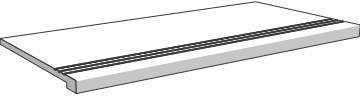


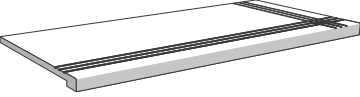
|       |                  |   |        |            |                |
|-------|------------------|---|--------|------------|----------------|
| White | Huella Esq. Izq. | 29,7x59,6 cm. 11 <sup>3/4</sup> "x23 <sup>1/2</sup> " | Nature | C220410231 | 100163714 G416 |
| Beige | Huella Esq. Izq. | 29,7x59,6 cm. 11 <sup>3/4</sup> "x23 <sup>1/2</sup> " | Nature | C220410481 | 100163722 G416 |
| Grey  | Huella Esq. Izq. | 29,7x59,6 cm. 11 <sup>3/4</sup> "x23 <sup>1/2</sup> " | Nature | C220410271 | 100163723 G416 |
| Coal  | Huella Esq. Izq. | 29,7x59,6 cm. 11 <sup>3/4</sup> "x23 <sup>1/2</sup> " | Nature | C220410321 | 100163713 G416 |

**MORSE**  
Huella Esquina Izquierda  
Step Tile Left Corner



|  | Color<br>Colour | Pieza<br>Piece | Formato (cm.)<br>Format (inches) | Acabado<br>Finish | Código KEA<br>KEA Code | Código SAP<br>SAP Code |      |
|--|-----------------|----------------|----------------------------------|-------------------|------------------------|------------------------|------|
| <b>MORSE</b><br>Zócalo<br>Skirting Board<br> | White           | Zócalo         | 9x59,6 cm. 3 1/2"x23 1/2"        | Nature            | C223701901             | 100163232              | G406 |
|  | Beige           | Zócalo         | 9x59,6 cm. 3 1/2"x23 1/2"        | Nature            | C223701931             | 100163224              | G406 |
|  | Grey            | Zócalo         | 9x59,6 cm. 3 1/2"x23 1/2"        | Nature            | C223701911             | 100163217              | G406 |
|  | Coal            | Zócalo         | 9x59,6 cm. 3 1/2"x23 1/2"        | Nature            | C223701921             | 100163225              | G406 |

|  |       |            |                               |        |            |           |      |
|--|-------|------------|-------------------------------|--------|------------|-----------|------|
| <b>MORSE</b><br>Peldaño Técnico<br>Technical Step Tile<br> | White | Peld. Téc. | 29,7x59,6 cm. 11 3/4"x23 1/2" | Nature | C220410611 | 100163726 | G424 |
|  | Beige | Peld. Téc. | 29,7x59,6 cm. 11 3/4"x23 1/2" | Nature | C220410561 | 100163732 | G424 |
|  | Grey  | Peld. Téc. | 29,7x59,6 cm. 11 3/4"x23 1/2" | Nature | C220410241 | 100163725 | G424 |
|  | Coal  | Peld. Téc. | 29,7x59,6 cm. 11 3/4"x23 1/2" | Nature | C220410211 | 100163724 | G424 |

|   |       |                      |                               |        |            |           |      |
|---|-------|----------------------|-------------------------------|--------|------------|-----------|------|
| <b>MORSE</b><br>Peldaño Técnico Esquina Derecha<br>Technical Step Tile Right Corner<br> | White | Peld. Téc. Esq. Der. | 29,7x59,6 cm. 11 3/4"x23 1/2" | Nature | C220410621 | 100163749 | G429 |
|   | Beige | Peld. Téc. Esq. Der. | 29,7x59,6 cm. 11 3/4"x23 1/2" | Nature | C220410601 | 100163757 | G429 |
|   | Grey  | Peld. Téc. Esq. Der. | 29,7x59,6 cm. 11 3/4"x23 1/2" | Nature | C220410651 | 100163758 | G429 |
|   | Coal  | Peld. Téc. Esq. Der. | 29,7x59,6 cm. 11 3/4"x23 1/2" | Nature | C220410551 | 100163748 | G429 |

|  |       |                      |                               |        |            |           |      |
|--|-------|----------------------|-------------------------------|--------|------------|-----------|------|
| <b>MORSE</b><br>Peldaño Técnico Esquina Izquierda<br>Technical Step Tile Left Corner<br> | White | Peld. Téc. Esq. Izq. | 29,7x59,6 cm. 11 3/4"x23 1/2" | Nature | C220410401 | 100163745 | G429 |
|  | Beige | Peld. Téc. Esq. Izq. | 29,7x59,6 cm. 11 3/4"x23 1/2" | Nature | C220410591 | 100163753 | G429 |
|  | Grey  | Peld. Téc. Esq. Izq. | 29,7x59,6 cm. 11 3/4"x23 1/2" | Nature | C220410581 | 100163754 | G429 |
|  | Coal  | Peld. Téc. Esq. Izq. | 29,7x59,6 cm. 11 3/4"x23 1/2" | Nature | C220410631 | 100163744 | G429 |






NEO

# NEO



**NATURE R9A****TEXTURE R11B****POLISHED****NEO WHITE**

| <b>Formato (cm.)</b><br>Format (inches) | <b>Espesor (mm.)</b><br>Thickness (inches)                        | <b>Acabado</b><br>Finish | <b>Código KEA</b><br>KEA Code | <b>Código SAP</b><br>SAP Code | <b>Valor UPEC</b><br>UPEC Value |
|---|---|--------------------------|-------------------------------|-------------------------------|---------------------------------|
| 29,7x59,6                               | 11 <sup>3</sup> / <sub>4</sub> "x23 <sup>1</sup> / <sub>2</sub> " | Polished                 | C220401051                    | 100143407                     | G471                            |
| 59,6x59,6                               | 23 <sup>1</sup> / <sub>2</sub> "x23 <sup>1</sup> / <sub>2</sub> " | Polished                 | C226000181                    | 100130488                     | G458                            |
| 29,7x59,6                               | 11 <sup>3</sup> / <sub>4</sub> "x23 <sup>1</sup> / <sub>2</sub> " | Nature                   | C220400961                    | 100143081                     | G453 U4 P4 E3 C2                |
| 59,6x59,6                               | 23 <sup>1</sup> / <sub>2</sub> "x23 <sup>1</sup> / <sub>2</sub> " | Nature                   | C226001221                    | 100143110                     | G455 U4 P4+E3 C2                |
| 29,7x59,6                               | 11 <sup>3</sup> / <sub>4</sub> "x23 <sup>1</sup> / <sub>2</sub> " | Texture                  | C220400141                    | 100141301                     | G453 U4 P4 E3 C2                |
| 59,6x59,6                               | 23 <sup>1</sup> / <sub>2</sub> "x23 <sup>1</sup> / <sub>2</sub> " | Texture                  | C226000751                    | 100143111                     | G455 U4 P4+E3 C2                |



**POLISHED****TEXTURE R11B****NATURE R9A**

NEO

**NEO BEIGE**



| <b>Formato (cm.)</b><br>Format (inches) | <b>Espesor (mm.)</b><br>Thickness (inches)                        | <b>Acabado</b><br>Finish | <b>Código KEA</b><br>KEA Code | <b>Código SAP</b><br>SAP Code | <b>Valor UPEC</b><br>UPEC Value |
|---|---|--------------------------|-------------------------------|-------------------------------|---------------------------------|
| 29,7x59,6                               | 11 <sup>3</sup> / <sub>4</sub> "x23 <sup>1</sup> / <sub>2</sub> " | Polished                 | C220400891                    | 100143332                     | G455                            |
| 59,6x59,6                               | 23 <sup>1</sup> / <sub>2</sub> "x23 <sup>1</sup> / <sub>2</sub> " | Polished                 | C226000581                    | 100143100                     | G457                            |
| 29,7x59,6                               | 11 <sup>3</sup> / <sub>4</sub> "x23 <sup>1</sup> / <sub>2</sub> " | Nature                   | C220400941                    | 100143058                     | G452 U4 P4 E3 C2                |
| 59,6x59,6                               | 23 <sup>1</sup> / <sub>2</sub> "x23 <sup>1</sup> / <sub>2</sub> " | Nature                   | C226000591                    | 100143099                     | G454 U4 P4+E3 C2                |
| 29,7x59,6                               | 11 <sup>3</sup> / <sub>4</sub> "x23 <sup>1</sup> / <sub>2</sub> " | Texture                  | C220401041                    | 100143077                     | G452                            |
| 59,6x59,6                               | 23 <sup>1</sup> / <sub>2</sub> "x23 <sup>1</sup> / <sub>2</sub> " | Texture                  | C226000611                    | 100143101                     | G454                            |



**NATURE R9A****TEXTURE R11B****POLISHED****NEO GREY**

| <b>Formato (cm.)</b><br>Format (inches) | <b>Espesor (mm.)</b><br>Thickness (inches)                        | <b>Acabado</b><br>Finish | <b>Código KEA</b><br>KEA Code | <b>Código SAP</b><br>SAP Code | <b>Valor UPEC</b><br>UPEC Value |
|---|---|--------------------------|-------------------------------|-------------------------------|---------------------------------|
| 29,7x59,6                               | 11 <sup>3</sup> / <sub>4</sub> "x23 <sup>1</sup> / <sub>2</sub> " | Polished                 | C220400901                    | 100143335                     | G455                            |
| 59,6x59,6                               | 23 <sup>1</sup> / <sub>2</sub> "x23 <sup>1</sup> / <sub>2</sub> " | Polished                 | C226000931                    | 100143108                     | G457                            |
| 29,7x59,6                               | 11 <sup>3</sup> / <sub>4</sub> "x23 <sup>1</sup> / <sub>2</sub> " | Nature                   | C220400971                    | 100143071                     | G452 U4 P4 E3 C2                |
| 59,6x59,6                               | 23 <sup>1</sup> / <sub>2</sub> "x23 <sup>1</sup> / <sub>2</sub> " | Nature                   | C226001021                    | 100143107                     | G454 U4 P4+E3 C2                |
| 29,7x59,6                               | 11 <sup>3</sup> / <sub>4</sub> "x23 <sup>1</sup> / <sub>2</sub> " | Texture                  | C220400981                    | 100143059                     | G452                            |
| 59,6x59,6                               | 23 <sup>1</sup> / <sub>2</sub> "x23 <sup>1</sup> / <sub>2</sub> " | Texture                  | C226000351                    | 100138811                     | G454                            |



**POLISHED****TEXTURE R11B****NATURE R9A**

NEO

**NEO BLACK**

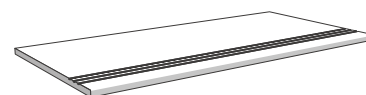
| <b>Formato (cm.)</b><br>Format (inches)  | <b>Espesor (mm.)</b><br>Thickness (inches) | <b>Acabado</b><br>Finish | <b>Código KEA</b><br>KEA Code | <b>Código SAP</b><br>SAP Code | <b>Valor UPEC</b><br>UPEC Value |
|--|--|--------------------------|-------------------------------|-------------------------------|---------------------------------|
| 29,7x59,6    11 <sup>3</sup> / <sub>4</sub> "x23 <sup>1</sup> / <sub>2</sub> " | 9,5    3/8"                                | Polished                 | C220400881                    | 100143333    G455             |                                 |
| 59,6x59,6    23 <sup>1</sup> / <sub>2</sub> "x23 <sup>1</sup> / <sub>2</sub> " | 9,5    3/8"                                | Polished                 | C226000601                    | 100143102    G457             |                                 |
| 29,7x59,6    11 <sup>3</sup> / <sub>4</sub> "x23 <sup>1</sup> / <sub>2</sub> " | 10,4    7/16"                              | Nature                   | C220400131                    | 100141283    G453             | U4 P4 E3 C2                     |
| 59,6x59,6    23 <sup>1</sup> / <sub>2</sub> "x23 <sup>1</sup> / <sub>2</sub> " | 10,4    7/16"                              | Nature                   | C226000081                    | 100121300    G455             | U4 P4+E3 C2                     |
| 29,7x59,6    11 <sup>3</sup> / <sub>4</sub> "x23 <sup>1</sup> / <sub>2</sub> " | 10,4    7/16"                              | Texture                  | C220400031                    | 100136315    G453             |                                 |
| 59,6x59,6    23 <sup>1</sup> / <sub>2</sub> "x23 <sup>1</sup> / <sub>2</sub> " | 10,4    7/16"                              | Texture                  | C226000241                    | 100136316    G455             |                                 |



# PIEZAS ESPECIALES/ SPECIAL PIECES

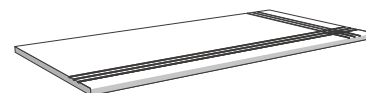
| Color<br>Colour | Pieza<br>Piece | Formato (cm.)<br>Format (inches)                      | Acabado<br>Finish | Código KEA<br>KEA Code | Código SAP<br>SAP Code |
|-----------------|----------------|---|-------------------|------------------------|------------------------|
| White           | Huella         | 29,7x59,6 cm. 11 <sup>3/4</sup> "x23 <sup>1/2</sup> " | Polished          | C220403331             | 100147349 G414         |
| White           | Huella         | 29,7x59,6 cm. 11 <sup>3/4</sup> "x23 <sup>1/2</sup> " | Nature            | C220403181             | 100147353 G414         |
| White           | Huella         | 29,7x59,6 cm. 11 <sup>3/4</sup> "x23 <sup>1/2</sup> " | Texture           | C220401461             | 100147350 G414         |
| Beige           | Huella         | 29,7x59,6 cm. 11 <sup>3/4</sup> "x23 <sup>1/2</sup> " | Polished          | C220402111             | 100147342 G414         |
| Beige           | Huella         | 29,7x59,6 cm. 11 <sup>3/4</sup> "x23 <sup>1/2</sup> " | Nature            | C220402161             | 100147351 G414         |
| Beige           | Huella         | 29,7x59,6 cm. 11 <sup>3/4</sup> "x23 <sup>1/2</sup> " | Texture           | C220402761             | 100147343 G414         |
| Grey            | Huella         | 29,7x59,6 cm. 11 <sup>3/4</sup> "x23 <sup>1/2</sup> " | Polished          | C220403221             | 100147346 G414         |
| Grey            | Huella         | 29,7x59,6 cm. 11 <sup>3/4</sup> "x23 <sup>1/2</sup> " | Nature            | C220402631             | 100147347 G414         |
| Grey            | Huella         | 29,7x59,6 cm. 11 <sup>3/4</sup> "x23 <sup>1/2</sup> " | Texture           | C220402321             | 100147348 G414         |
| Black           | Huella         | 29,7x59,6 cm. 11 <sup>3/4</sup> "x23 <sup>1/2</sup> " | Polished          | C220402181             | 100147344 G414         |
| Black           | Huella         | 29,7x59,6 cm. 11 <sup>3/4</sup> "x23 <sup>1/2</sup> " | Nature            | C220404201             | 100147352 G414         |
| Black           | Huella         | 29,7x59,6 cm. 11 <sup>3/4</sup> "x23 <sup>1/2</sup> " | Texture           | C220401961             | 100147345 G414         |

**NEO**  
Huella  
Step Tile



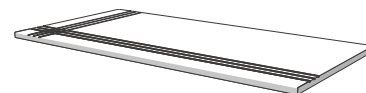
|       |                  |   |          |            |                |
|-------|------------------|---|----------|------------|----------------|
| White | Huella Esq. Der. | 29,7x59,6 cm. 11 <sup>3/4</sup> "x23 <sup>1/2</sup> " | Polished | C220403041 | 100147357 G416 |
| White | Huella Esq. Der. | 29,7x59,6 cm. 11 <sup>3/4</sup> "x23 <sup>1/2</sup> " | Nature   | C220403031 | 100147373 G416 |
| White | Huella Esq. Der. | 29,7x59,6 cm. 11 <sup>3/4</sup> "x23 <sup>1/2</sup> " | Texture  | C220403841 | 100147374 G416 |
| Beige | Huella Esq. Der. | 29,7x59,6 cm. 11 <sup>3/4</sup> "x23 <sup>1/2</sup> " | Polished | C220403711 | 100147379 G416 |
| Beige | Huella Esq. Der. | 29,7x59,6 cm. 11 <sup>3/4</sup> "x23 <sup>1/2</sup> " | Nature   | C220404311 | 100147367 G416 |
| Beige | Huella Esq. Der. | 29,7x59,6 cm. 11 <sup>3/4</sup> "x23 <sup>1/2</sup> " | Texture  | C220403721 | 100147368 G416 |
| Grey  | Huella Esq. Der. | 29,7x59,6 cm. 11 <sup>3/4</sup> "x23 <sup>1/2</sup> " | Polished | C220402421 | 100147356 G416 |
| Grey  | Huella Esq. Der. | 29,7x59,6 cm. 11 <sup>3/4</sup> "x23 <sup>1/2</sup> " | Nature   | C220402941 | 100147371 G416 |
| Grey  | Huella Esq. Der. | 29,7x59,6 cm. 11 <sup>3/4</sup> "x23 <sup>1/2</sup> " | Texture  | C220403121 | 100147372 G416 |
| Black | Huella Esq. Der. | 29,7x59,6 cm. 11 <sup>3/4</sup> "x23 <sup>1/2</sup> " | Polished | C220403091 | 100147355 G416 |
| Black | Huella Esq. Der. | 29,7x59,6 cm. 11 <sup>3/4</sup> "x23 <sup>1/2</sup> " | Nature   | C220404211 | 100147369 G416 |
| Black | Huella Esq. Der. | 29,7x59,6 cm. 11 <sup>3/4</sup> "x23 <sup>1/2</sup> " | Texture  | C220402151 | 100147370 G416 |

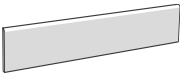
**NEO**  
Huella Esquina Derecha  
Step Tile Right Corner



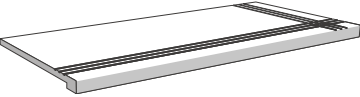
|       |                  |   |          |            |                |
|-------|------------------|---|----------|------------|----------------|
| White | Huella Esq. Izq. | 29,7x59,6 cm. 11 <sup>3/4</sup> "x23 <sup>1/2</sup> " | Polished | C220402671 | 100147380 G416 |
| White | Huella Esq. Izq. | 29,7x59,6 cm. 11 <sup>3/4</sup> "x23 <sup>1/2</sup> " | Nature   | C220402741 | 100147365 G416 |
| White | Huella Esq. Izq. | 29,7x59,6 cm. 11 <sup>3/4</sup> "x23 <sup>1/2</sup> " | Texture  | C220403231 | 100147366 G416 |
| Beige | Huella Esq. Izq. | 29,7x59,6 cm. 11 <sup>3/4</sup> "x23 <sup>1/2</sup> " | Polished | C220401981 | 100147359 G416 |
| Beige | Huella Esq. Izq. | 29,7x59,6 cm. 11 <sup>3/4</sup> "x23 <sup>1/2</sup> " | Nature   | C220403511 | 100147358 G416 |
| Beige | Huella Esq. Izq. | 29,7x59,6 cm. 11 <sup>3/4</sup> "x23 <sup>1/2</sup> " | Texture  | C220402491 | 100147360 G416 |
| Grey  | Huella Esq. Izq. | 29,7x59,6 cm. 11 <sup>3/4</sup> "x23 <sup>1/2</sup> " | Polished | C220403101 | 100147381 G416 |
| Grey  | Huella Esq. Izq. | 29,7x59,6 cm. 11 <sup>3/4</sup> "x23 <sup>1/2</sup> " | Nature   | C220402511 | 100147363 G416 |
| Grey  | Huella Esq. Izq. | 29,7x59,6 cm. 11 <sup>3/4</sup> "x23 <sup>1/2</sup> " | Texture  | C220404131 | 100147364 G416 |
| Black | Huella Esq. Izq. | 29,7x59,6 cm. 11 <sup>3/4</sup> "x23 <sup>1/2</sup> " | Polished | C220402861 | 100147362 G416 |
| Black | Huella Esq. Izq. | 29,7x59,6 cm. 11 <sup>3/4</sup> "x23 <sup>1/2</sup> " | Nature   | C220403001 | 100147361 G416 |
| Black | Huella Esq. Izq. | 29,7x59,6 cm. 11 <sup>3/4</sup> "x23 <sup>1/2</sup> " | Texture  | C220404401 | 100147354 G416 |

**NEO**  
Huella Esquina Izquierda  
Step Tile Left Corner



|   | Color<br>Colour | Pieza<br>Piece | Formato (cm.)<br>Format (inches) |                  | Acabado<br>Finish | Código KEA<br>KEA Code | Código SAP<br>SAP Code |      |
|---|-----------------|----------------|----------------------------------|------------------|-------------------|------------------------|------------------------|------|
| <b>NEO</b><br><b>Zócalo</b><br><b>Skirting Board</b>  | White           | Zócalo         | 9x59,6 cm.                       | 3 1/2" x 23 1/2" | Polished          | C223700451             | 100145648              | G407 |
|   | White           | Zócalo         | 9x59,6 cm.                       | 3 1/2" x 23 1/2" | Nature            | C223700441             | 100145647              | G406 |
|   | White           | Zócalo         | 9x59,6 cm.                       | 3 1/2" x 23 1/2" | Texture           | C223700461             | 100145649              | G406 |
|   | Beige           | Zócalo         | 9x59,6 cm.                       | 3 1/2" x 23 1/2" | Polished          | C223700351             | 100145617              | G407 |
|   | Beige           | Zócalo         | 9x59,6 cm.                       | 3 1/2" x 23 1/2" | Nature            | C223700371             | 100145616              | G406 |
|   | Beige           | Zócalo         | 9x59,6 cm.                       | 3 1/2" x 23 1/2" | Texture           | C223700361             | 100145618              | G406 |
|   | Grey            | Zócalo         | 9x59,6 cm.                       | 3 1/2" x 23 1/2" | Polished          | C223700471             | 100145646              | G407 |
|   | Grey            | Zócalo         | 9x59,6 cm.                       | 3 1/2" x 23 1/2" | Nature            | C223700421             | 100145645              | G406 |
|   | Grey            | Zócalo         | 9x59,6 cm.                       | 3 1/2" x 23 1/2" | Texture           | C223700051             | 100144796              | G406 |
|   | Black           | Zócalo         | 9x59,6 cm.                       | 3 1/2" x 23 1/2" | Polished          | C223700431             | 100145640              | G407 |
|   | Black           | Zócalo         | 9x59,6 cm.                       | 3 1/2" x 23 1/2" | Nature            | C223700341             | 100145619              | G406 |
|   | Black           | Zócalo         | 9x59,6 cm.                       | 3 1/2" x 23 1/2" | Texture           | C223700411             | 100145641              | G406 |

|   |       |            |               |                   |          |            |           |      |
|---|-------|------------|---------------|-------------------|----------|------------|-----------|------|
| <b>NEO</b><br><b>Peldaño Técnico</b><br><b>Technical Step Tile</b>  | White | Peld. Téc. | 29,7x59,6 cm. | 11 3/4" x 23 1/2" | Polished | C220405871 | 100147714 | G425 |
|   | White | Peld. Téc. | 29,7x59,6 cm. | 11 3/4" x 23 1/2" | Nature   | C220405581 | 100147707 | G424 |
|   | White | Peld. Téc. | 29,7x59,6 cm. | 11 3/4" x 23 1/2" | Texture  | C220406751 | 100147715 | G424 |
|   | Beige | Peld. Téc. | 29,7x59,6 cm. | 11 3/4" x 23 1/2" | Polished | C220404751 | 100147709 | G425 |
|   | Beige | Peld. Téc. | 29,7x59,6 cm. | 11 3/4" x 23 1/2" | Nature   | C220405301 | 100147703 | G424 |
|   | Beige | Peld. Téc. | 29,7x59,6 cm. | 11 3/4" x 23 1/2" | Texture  | C220406041 | 100147710 | G424 |
|   | Grey  | Peld. Téc. | 29,7x59,6 cm. | 11 3/4" x 23 1/2" | Polished | C220405321 | 100147705 | G425 |
|   | Grey  | Peld. Téc. | 29,7x59,6 cm. | 11 3/4" x 23 1/2" | Nature   | C220404761 | 100147706 | G424 |
|   | Grey  | Peld. Téc. | 29,7x59,6 cm. | 11 3/4" x 23 1/2" | Texture  | C220404871 | 100147713 | G424 |
|   | Black | Peld. Téc. | 29,7x59,6 cm. | 11 3/4" x 23 1/2" | Polished | C220405041 | 100147711 | G425 |
|   | Black | Peld. Téc. | 29,7x59,6 cm. | 11 3/4" x 23 1/2" | Nature   | C220406061 | 100147704 | G424 |
|   | Black | Peld. Téc. | 29,7x59,6 cm. | 11 3/4" x 23 1/2" | Texture  | C220406051 | 100147712 | G424 |

|  |       |                      |               |                   |          |            |           |      |
|--|-------|----------------------|---------------|-------------------|----------|------------|-----------|------|
| <b>NEO</b><br><b>Peldaño Técnico Esquina Derecha</b><br><b>Technical Step Tile Right Corner</b>  | White | Peld. Téc. Esq. Der. | 29,7x59,6 cm. | 11 3/4" x 23 1/2" | Polished | C220405021 | 100147724 | G430 |
|  | White | Peld. Téc. Esq. Der. | 29,7x59,6 cm. | 11 3/4" x 23 1/2" | Nature   | C220405451 | 100147738 | G429 |
|  | White | Peld. Téc. Esq. Der. | 29,7x59,6 cm. | 11 3/4" x 23 1/2" | Texture  | C220405561 | 100147718 | G429 |
|  | Beige | Peld. Téc. Esq. Der. | 29,7x59,6 cm. | 11 3/4" x 23 1/2" | Polished | C220405541 | 100147726 | G430 |
|  | Beige | Peld. Téc. Esq. Der. | 29,7x59,6 cm. | 11 3/4" x 23 1/2" | Nature   | C220404811 | 100147735 | G429 |
|  | Beige | Peld. Téc. Esq. Der. | 29,7x59,6 cm. | 11 3/4" x 23 1/2" | Texture  | C220405101 | 100147716 | G429 |
|  | Grey  | Peld. Téc. Esq. Der. | 29,7x59,6 cm. | 11 3/4" x 23 1/2" | Polished | C220405431 | 100147725 | G430 |
|  | Grey  | Peld. Téc. Esq. Der. | 29,7x59,6 cm. | 11 3/4" x 23 1/2" | Nature   | C220405771 | 100147737 | G429 |
|  | Grey  | Peld. Téc. Esq. Der. | 29,7x59,6 cm. | 11 3/4" x 23 1/2" | Texture  | C220406411 | 100147717 | G429 |
|  | Black | Peld. Téc. Esq. Der. | 29,7x59,6 cm. | 11 3/4" x 23 1/2" | Polished | C220407221 | 100147727 | G430 |
|  | Black | Peld. Téc. Esq. Der. | 29,7x59,6 cm. | 11 3/4" x 23 1/2" | Nature   | C220405091 | 100147736 | G429 |
|  | Black | Peld. Téc. Esq. Der. | 29,7x59,6 cm. | 11 3/4" x 23 1/2" | Texture  | C220404721 | 100147723 | G429 |

|   |       |                      |               |                   |          |            |           |      |
|---|-------|----------------------|---------------|-------------------|----------|------------|-----------|------|
| <b>NEO</b><br><b>Peldaño Técnico Esquina Izquierda</b><br><b>Technical Step Tile Left Corner</b>  | White | Peld. Téc. Esq. Izq. | 29,7x59,6 cm. | 11 3/4" x 23 1/2" | Polished | C220405891 | 100147734 | G430 |
|   | White | Peld. Téc. Esq. Izq. | 29,7x59,6 cm. | 11 3/4" x 23 1/2" | Nature   | C220405501 | 100147733 | G429 |
|   | White | Peld. Téc. Esq. Izq. | 29,7x59,6 cm. | 11 3/4" x 23 1/2" | Texture  | C220404911 | 100147722 | G429 |
|   | Beige | Peld. Téc. Esq. Izq. | 29,7x59,6 cm. | 11 3/4" x 23 1/2" | Polished | C220405331 | 100147708 | G430 |
|   | Beige | Peld. Téc. Esq. Izq. | 29,7x59,6 cm. | 11 3/4" x 23 1/2" | Nature   | C220406431 | 100147728 | G429 |
|   | Beige | Peld. Téc. Esq. Izq. | 29,7x59,6 cm. | 11 3/4" x 23 1/2" | Texture  | C220406721 | 100147719 | G429 |
|   | Grey  | Peld. Téc. Esq. Izq. | 29,7x59,6 cm. | 11 3/4" x 23 1/2" | Polished | C220406921 | 100147732 | G430 |
|   | Grey  | Peld. Téc. Esq. Izq. | 29,7x59,6 cm. | 11 3/4" x 23 1/2" | Nature   | C220405261 | 100147731 | G429 |
|   | Grey  | Peld. Téc. Esq. Izq. | 29,7x59,6 cm. | 11 3/4" x 23 1/2" | Texture  | C220405361 | 100147721 | G429 |
|   | Black | Peld. Téc. Esq. Izq. | 29,7x59,6 cm. | 11 3/4" x 23 1/2" | Polished | C220404991 | 100147730 | G430 |
|   | Black | Peld. Téc. Esq. Izq. | 29,7x59,6 cm. | 11 3/4" x 23 1/2" | Nature   | C220406101 | 100147729 | G429 |
|   | Black | Peld. Téc. Esq. Izq. | 29,7x59,6 cm. | 11 3/4" x 23 1/2" | Texture  | C220407001 | 100147720 | G429 |



ON Grey Nature 59,6x59,6 cm.



NO

**ON**







2


**ON**



ON TIMBER Black Lappato 22x90 cm.



**ON  
TIMBER**



**ON BEIGE TIMBER**


| Formato (cm.)<br>Format (inches) |  | Espesor (mm.)<br>Thickness (inches) |       | Acabado<br>Finish | Código KEA<br>KEA Code | Código SAP<br>SAP Code |      |
|----------------------------------|--|-------------------------------------|-------|-------------------|------------------------|------------------------|------|
| 22x90                            | 8 <sup>5/8</sup> "x35 <sup>3/8</sup> " | 10,4                                | 7/16" | Lappato           | C227800171             | 100157776              | G466 |
| 22x90                            | 8 <sup>5/8</sup> "x35 <sup>3/8</sup> " | 10,4                                | 7/16" | Nature            | C227800231             | 100157777              | G482 |



**LAPPATO R9****NATURE R9****ON****ON BEIGE**

| <b>Formato (cm.)</b><br>Format (inches)  | <b>Espesor (mm.)</b><br>Thickness (inches) | <b>Acabado</b><br>Finish | <b>Código KEA</b><br>KEA Code | <b>Código SAP</b><br>SAP Code | <b>Valor UPEC</b><br>UPEC Value |
|--|--|--------------------------|-------------------------------|-------------------------------|---------------------------------|
| <b>29,7x59,6</b> 11 <sup>3</sup> / <sub>4</sub> "x23 <sup>1</sup> / <sub>2</sub> " | <b>10,4</b> 7/16"                          | <b>Lappato</b>           | C220400121                    | 100141286    G455             | U4 P4 E3 C2                     |
| <b>59,6x59,6</b> 23 <sup>1</sup> / <sub>2</sub> "x23 <sup>1</sup> / <sub>2</sub> " | <b>10,4</b> 7/16"                          | <b>Lappato</b>           | C226000771                    | 100143172    G458             | U4 P4+E3 C2                     |
| <b>29,7x59,6</b> 11 <sup>3</sup> / <sub>4</sub> "x23 <sup>1</sup> / <sub>2</sub> " | <b>10,4</b> 7/16"                          | <b>Nature</b>            | C220401101                    | 100143397    G452             | U4 P4 E3 C2                     |
| <b>59,6x59,6</b> 23 <sup>1</sup> / <sub>2</sub> "x23 <sup>1</sup> / <sub>2</sub> " | <b>10,4</b> 7/16"                          | <b>Nature</b>            | C226000831                    | 100143174    G454             | U4 P4+E3 C2                     |






## ON BROWN TIMBER

| Formato (cm.)<br>Format (inches)                  | Espesor (mm.)<br>Thickness (inches) | Acabado<br>Finish | Código KEA<br>KEA Code | Código SAP<br>SAP Code |
|---|-------------------------------------|-------------------|------------------------|------------------------|
| 22x90      8 <sup>5/8</sup> "x35 <sup>3/8</sup> " | 10,4    7/16"                       | Lappato           | C227800181             | 100157779    G466      |
| 22x90      8 <sup>5/8</sup> "x35 <sup>3/8</sup> " | 10,4    7/16"                       | Nature            | C227800221             | 100157790    G482      |



**LAPPATO R9****NATURE R9****ON****ON BROWN**

| <b>Formato (cm.)</b><br>Format (inches)  | <b>Espesor (mm.)</b><br>Thickness (inches) | <b>Acabado</b><br>Finish | <b>Código KEA</b><br>KEA Code | <b>Código SAP</b><br>SAP Code | <b>Valor UPEC</b><br>UPEC Value |
|--|--|--------------------------|-------------------------------|-------------------------------|---------------------------------|
| 29,7x59,6    11 <sup>3</sup> / <sub>4</sub> "x23 <sup>1</sup> / <sub>2</sub> " | 10,4    7/16"                              | Lappato                  | C220401121                    | 100143398    G455             |                                 |
| 59,6x59,6    23 <sup>1</sup> / <sub>2</sub> "x23 <sup>1</sup> / <sub>2</sub> " | 10,4    7/16"                              | Lappato                  | C226001211                    | 100143269    G458             |                                 |
| 29,7x59,6    11 <sup>3</sup> / <sub>4</sub> "x23 <sup>1</sup> / <sub>2</sub> " | 10,4    7/16"                              | Nature                   | C220401211                    | 100143418    G452             | U4 P4 E3 C2                     |
| 59,6x59,6    23 <sup>1</sup> / <sub>2</sub> "x23 <sup>1</sup> / <sub>2</sub> " | 10,4    7/16"                              | Nature                   | C226000761                    | 100143270    G454             | U4 P4+E3 C2                     |







### ON LIGHT GREY TIMBER

| Formato (cm.)<br>Format (inches)  | Espesor (mm.)<br>Thickness (inches) | Acabado<br>Finish | Código KEA<br>KEA Code | Código SAP<br>SAP Code |
|---|-------------------------------------|-------------------|------------------------|------------------------|
| 22x90      8 <sup>5</sup> / <sub>8</sub> "x35 <sup>3</sup> / <sub>8</sub> " | 10,4    7/16"                       | Lappato           | C227800191             | 100157791    G466      |
| 22x90      8 <sup>5</sup> / <sub>8</sub> "x35 <sup>3</sup> / <sub>8</sub> " | 10,4    7/16"                       | Nature            | C227800211             | 100157792    G482      |



**LAPPATO R9****NATURE R9****ON****ON LIGHT GREY**

| <b>Formato (cm.)</b><br>Format (inches)  | <b>Espesor (mm.)</b><br>Thickness (inches) | <b>Acabado</b><br>Finish | <b>Código KEA</b><br>KEA Code | <b>Código SAP</b><br>SAP Code | <b>Valor UPEC</b><br>UPEC Value |
|--|--|--------------------------|-------------------------------|-------------------------------|---------------------------------|
| <b>29,7x59,6</b> 11 <sup>3</sup> / <sub>4</sub> "x23 <sup>1</sup> / <sub>2</sub> " | <b>10,4</b> 7/16"                          | <b>Lappato</b>           | C220401231                    | 100143420    G455             | U4 P4 E3 C2                     |
| <b>59,6x59,6</b> 23 <sup>1</sup> / <sub>2</sub> "x23 <sup>1</sup> / <sub>2</sub> " | <b>10,4</b> 7/16"                          | <b>Lappato</b>           | C226001081                    | 100143207    G458             | U4 P4+E3 C2                     |
| <b>29,7x59,6</b> 11 <sup>3</sup> / <sub>4</sub> "x23 <sup>1</sup> / <sub>2</sub> " | <b>10,4</b> 7/16"                          | <b>Nature</b>            | C220401201                    | 100143421    G452             | U4 P4 E3 C2                     |
| <b>59,6x59,6</b> 23 <sup>1</sup> / <sub>2</sub> "x23 <sup>1</sup> / <sub>2</sub> " | <b>10,4</b> 7/16"                          | <b>Nature</b>            | C226001141                    | 100143209    G454             | U4 P4+E3 C2                     |





## ON GREY TIMBER


| Formato (cm.)<br>Format (inches)                  | Espesor (mm.)<br>Thickness (inches) | Acabado<br>Finish | Código KEA<br>KEA Code | Código SAP<br>SAP Code |
|---|-------------------------------------|-------------------|------------------------|------------------------|
| 22x90      8 <sup>5/8</sup> "x35 <sup>3/8</sup> " | 10,4   7/16"                        | Lappato           | C227800081             | 100150601   G466       |
| 22x90      8 <sup>5/8</sup> "x35 <sup>3/8</sup> " | 10,4   7/16"                        | Nature            | C227800071             | 100150393   G482       |



**LAPPATO R9****NATURE R9****ON****ON GREY**

| <b>Formato (cm.)</b><br>Format (inches)  | <b>Espesor (mm.)</b><br>Thickness (inches) | <b>Acabado</b><br>Finish | <b>Código KEA</b><br>KEA Code | <b>Código SAP</b><br>SAP Code | <b>Valor UPEC</b><br>UPEC Value |
|--|--|--------------------------|-------------------------------|-------------------------------|---------------------------------|
| 29,7x59,6    11 <sup>3</sup> / <sub>4</sub> "x23 <sup>1</sup> / <sub>2</sub> " | 10,4    7/16"                              | Lappato                  | C220401221                    | 100143419    G455             | U4 P4 E3 C2                     |
| 59,6x59,6    23 <sup>1</sup> / <sub>2</sub> "x23 <sup>1</sup> / <sub>2</sub> " | 10,4    7/16"                              | Lappato                  | C226001091                    | 100143165    G458             | U4 P4+E3 C2                     |
| 29,7x59,6    11 <sup>3</sup> / <sub>4</sub> "x23 <sup>1</sup> / <sub>2</sub> " | 10,4    7/16"                              | Nature                   | C220401111                    | 100143399    G452             | U4 P4 E3 C2                     |
| 59,6x59,6    23 <sup>1</sup> / <sub>2</sub> "x23 <sup>1</sup> / <sub>2</sub> " | 10,4    7/16"                              | Nature                   | C226000861                    | 100143166    G454             | U4 P4+E3 C2                     |





**ON BLACK TIMBER**

| Formato (cm.)<br>Format (inches) |  | Espesor (mm.)<br>Thickness (inches) |       | Acabado<br>Finish | Código KEA<br>KEA Code | Código SAP<br>SAP Code |      |
|----------------------------------|--|-------------------------------------|-------|-------------------|------------------------|------------------------|------|
| 22x90                            | 8 <sup>5/8</sup> "x35 <sup>3/8</sup> " | 10,4                                | 7/16" | Lappato           | C227800091             | 100150600              | G466 |
| 22x90                            | 8 <sup>5/8</sup> "x35 <sup>3/8</sup> " | 10,4                                | 7/16" | Nature            | C227800201             | 100157778              | G482 |



**LAPPATO R9****NATURE R9****ON BLACK**

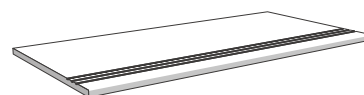
| <b>Formato (cm.)</b><br>Format (inches)  | <b>Espesor (mm.)</b><br>Thickness (inches) | <b>Acabado</b><br>Finish | <b>Código KEA</b><br>KEA Code | <b>Código SAP</b><br>SAP Code | <b>Valor UPEC</b><br>UPEC Value |
|--|--|--------------------------|-------------------------------|-------------------------------|---------------------------------|
| 29,7x59,6    11 <sup>3</sup> / <sub>4</sub> "x23 <sup>1</sup> / <sub>2</sub> " | 10,4    7/16"                              | Lappato                  | C220401171                    | 100143416    G455             | U4 P4 E3 C2                     |
| 59,6x59,6    23 <sup>1</sup> / <sub>2</sub> "x23 <sup>1</sup> / <sub>2</sub> " | 10,4    7/16"                              | Lappato                  | C226001201                    | 100143205    G458             | U4 P4+E3 C2                     |
| 29,7x59,6    11 <sup>3</sup> / <sub>4</sub> "x23 <sup>1</sup> / <sub>2</sub> " | 10,4    7/16"                              | Nature                   | C220401191                    | 100143417    G452             | U4 P4 E3 C2                     |
| 59,6x59,6    23 <sup>1</sup> / <sub>2</sub> "x23 <sup>1</sup> / <sub>2</sub> " | 10,4    7/16"                              | Nature                   | C226001171                    | 100143211    G454             | U4 P4+E3 C2                     |



# PIEZAS ESPECIALES/ SPECIAL PIECES

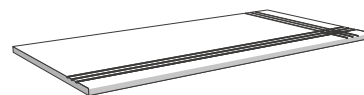
| Color<br>Colour | Pieza<br>Piece | Formato (cm.)<br>Format (inches)                      | Acabado<br>Finish | Código KEA<br>KEA Code | Código SAP<br>SAP Code |
|-----------------|----------------|---|-------------------|------------------------|------------------------|
| Beige           | Huella         | 29,7x59,6 cm. 11 <sup>3/4</sup> "x23 <sup>1/2</sup> " | Lappato           | C220403851             | 100147465 G414         |
| Beige           | Huella         | 29,7x59,6 cm. 11 <sup>3/4</sup> "x23 <sup>1/2</sup> " | Nature            | C220403951             | 100147466 G414         |
| Brown           | Huella         | 29,7x59,6 cm. 11 <sup>3/4</sup> "x23 <sup>1/2</sup> " | Lappato           | C220404321             | 100147587 G414         |
| Brown           | Huella         | 29,7x59,6 cm. 11 <sup>3/4</sup> "x23 <sup>1/2</sup> " | Nature            | C220403321             | 100147588 G414         |
| Light Grey      | Huella         | 29,7x59,6 cm. 11 <sup>3/4</sup> "x23 <sup>1/2</sup> " | Lappato           | C220404531             | 100147526 G414         |
| Light Grey      | Huella         | 29,7x59,6 cm. 11 <sup>3/4</sup> "x23 <sup>1/2</sup> " | Nature            | C220402731             | 100147527 G414         |
| Grey            | Huella         | 29,7x59,6 cm. 11 <sup>3/4</sup> "x23 <sup>1/2</sup> " | Lappato           | C220403551             | 100147435 G414         |
| Grey            | Huella         | 29,7x59,6 cm. 11 <sup>3/4</sup> "x23 <sup>1/2</sup> " | Nature            | C220402451             | 100147436 G414         |
| Black           | Huella         | 29,7x59,6 cm. 11 <sup>3/4</sup> "x23 <sup>1/2</sup> " | Lappato           | C220402061             | 100147524 G414         |
| Black           | Huella         | 29,7x59,6 cm. 11 <sup>3/4</sup> "x23 <sup>1/2</sup> " | Nature            | C220404051             | 100147525 G414         |

**ON**  
Huella Esquina Izquierda  
Step Tile Left Corner




|            |                  |   |         |            |                |
|------------|------------------|---|---------|------------|----------------|
| Beige      | Huella Esq. Der. | 29,7x59,6 cm. 11 <sup>3/4</sup> "x23 <sup>1/2</sup> " | Lappato | C220404071 | 100147463 G416 |
| Beige      | Huella Esq. Der. | 29,7x59,6 cm. 11 <sup>3/4</sup> "x23 <sup>1/2</sup> " | Nature  | C220404011 | 100147464 G416 |
| Brown      | Huella Esq. Der. | 29,7x59,6 cm. 11 <sup>3/4</sup> "x23 <sup>1/2</sup> " | Lappato | C220403691 | 100147589 G416 |
| Brown      | Huella Esq. Der. | 29,7x59,6 cm. 11 <sup>3/4</sup> "x23 <sup>1/2</sup> " | Nature  | C220404521 | 100147590 G416 |
| Light Grey | Huella Esq. Der. | 29,7x59,6 cm. 11 <sup>3/4</sup> "x23 <sup>1/2</sup> " | Lappato | C220404001 | 100147530 G416 |
| Light Grey | Huella Esq. Der. | 29,7x59,6 cm. 11 <sup>3/4</sup> "x23 <sup>1/2</sup> " | Nature  | C220403651 | 100147531 G416 |
| Grey       | Huella Esq. Der. | 29,7x59,6 cm. 11 <sup>3/4</sup> "x23 <sup>1/2</sup> " | Lappato | C220403801 | 100147431 G416 |
| Grey       | Huella Esq. Der. | 29,7x59,6 cm. 11 <sup>3/4</sup> "x23 <sup>1/2</sup> " | Nature  | C220403501 | 100147432 G416 |
| Black      | Huella Esq. Der. | 29,7x59,6 cm. 11 <sup>3/4</sup> "x23 <sup>1/2</sup> " | Lappato | C220402371 | 100147528 G416 |
| Black      | Huella Esq. Der. | 29,7x59,6 cm. 11 <sup>3/4</sup> "x23 <sup>1/2</sup> " | Nature  | C220402271 | 100147529 G416 |

**ON**  
Huella  
Step Tile



|            |                  |   |         |            |                |
|------------|------------------|---|---------|------------|----------------|
| Beige      | Huella Esq. Izq. | 29,7x59,6 cm. 11 <sup>3/4</sup> "x23 <sup>1/2</sup> " | Lappato | C220403281 | 100147443 G416 |
| Beige      | Huella Esq. Izq. | 29,7x59,6 cm. 11 <sup>3/4</sup> "x23 <sup>1/2</sup> " | Nature  | C220402681 | 100147444 G416 |
| Brown      | Huella Esq. Izq. | 29,7x59,6 cm. 11 <sup>3/4</sup> "x23 <sup>1/2</sup> " | Lappato | C220402991 | 100147591 G416 |
| Brown      | Huella Esq. Izq. | 29,7x59,6 cm. 11 <sup>3/4</sup> "x23 <sup>1/2</sup> " | Nature  | C220404241 | 100147592 G416 |
| Light Grey | Huella Esq. Izq. | 29,7x59,6 cm. 11 <sup>3/4</sup> "x23 <sup>1/2</sup> " | Lappato | C220403421 | 100147534 G416 |
| Light Grey | Huella Esq. Izq. | 29,7x59,6 cm. 11 <sup>3/4</sup> "x23 <sup>1/2</sup> " | Nature  | C220403781 | 100147535 G416 |
| Grey       | Huella Esq. Izq. | 29,7x59,6 cm. 11 <sup>3/4</sup> "x23 <sup>1/2</sup> " | Lappato | C220401901 | 100147433 G416 |
| Grey       | Huella Esq. Izq. | 29,7x59,6 cm. 11 <sup>3/4</sup> "x23 <sup>1/2</sup> " | Nature  | C220403581 | 100147434 G416 |
| Black      | Huella Esq. Izq. | 29,7x59,6 cm. 11 <sup>3/4</sup> "x23 <sup>1/2</sup> " | Lappato | C220404271 | 100147532 G416 |
| Black      | Huella Esq. Izq. | 29,7x59,6 cm. 11 <sup>3/4</sup> "x23 <sup>1/2</sup> " | Nature  | C220403151 | 100147533 G416 |

**ON**  
Huella Esquina Derecha  
Step Tile Right Corner



|   | Color<br>Colour | Pieza<br>Piece | Formato (cm.)<br>Format (inches) | Acabado<br>Finish | Código KEA<br>KEA Code | Código SAP<br>SAP Code |                |
|---|-----------------|----------------|----------------------------------|-------------------|------------------------|------------------------|----------------|
| <b>ON</b><br><b>Zócalo</b><br><b>Skirting Board</b><br> | Beige           | Zócalo         | 9x59,6 cm.                       | 3 1/2" x 23 1/2"  | Lappato                | C223701391             | 100145650 G407 |
|   | Beige           | Zócalo         | 9x59,6 cm.                       | 3 1/2" x 23 1/2"  | Nature                 | C223701381             | 100145651 G407 |
|   | Brown           | Zócalo         | 9x59,6 cm.                       | 3 1/2" x 23 1/2"  | Lappato                | C223701221             | 100145654 G407 |
|   | Brown           | Zócalo         | 9x59,6 cm.                       | 3 1/2" x 23 1/2"  | Nature                 | C223701291             | 100145655 G407 |
|   | Light Grey      | Zócalo         | 9x59,6 cm.                       | 3 1/2" x 23 1/2"  | Lappato                | C223701151             | 100145659 G407 |
|   | Light Grey      | Zócalo         | 9x59,6 cm.                       | 3 1/2" x 23 1/2"  | Nature                 | C223701161             | 100145658 G407 |
|   | Grey            | Zócalo         | 9x59,6 cm.                       | 3 1/2" x 23 1/2"  | Lappato                | C223701281             | 100145656 G407 |
|   | Grey            | Zócalo         | 9x59,6 cm.                       | 3 1/2" x 23 1/2"  | Nature                 | C223701431             | 100145657 G407 |
|   | Black           | Zócalo         | 9x59,6 cm.                       | 3 1/2" x 23 1/2"  | Lappato                | C223701361             | 100145652 G407 |
|   | Black           | Zócalo         | 9x59,6 cm.                       | 3 1/2" x 23 1/2"  | Nature                 | C223701331             | 100145653 G407 |

|   |            |            |               |                   |         |            |                |
|---|------------|------------|---------------|-------------------|---------|------------|----------------|
| <b>ON</b><br><b>Peldaño Técnico</b><br><b>Technical Step Tile</b><br> | Beige      | Peld. Téc. | 29,7x59,6 cm. | 11 3/4" x 23 1/2" | Lappato | C220405811 | 100147812 G425 |
|   | Beige      | Peld. Téc. | 29,7x59,6 cm. | 11 3/4" x 23 1/2" | Nature  | C220405801 | 100147813 G425 |
|   | Brown      | Peld. Téc. | 29,7x59,6 cm. | 11 3/4" x 23 1/2" | Lappato | C220407111 | 100147953 G425 |
|   | Brown      | Peld. Téc. | 29,7x59,6 cm. | 11 3/4" x 23 1/2" | Nature  | C220405931 | 100147954 G425 |
|   | Light Grey | Peld. Téc. | 29,7x59,6 cm. | 11 3/4" x 23 1/2" | Lappato | C220406611 | 100147890 G425 |
|   | Light Grey | Peld. Téc. | 29,7x59,6 cm. | 11 3/4" x 23 1/2" | Nature  | C220407291 | 100147891 G425 |
|   | Grey       | Peld. Téc. | 29,7x59,6 cm. | 11 3/4" x 23 1/2" | Lappato | C220406731 | 100147799 G425 |
|   | Grey       | Peld. Téc. | 29,7x59,6 cm. | 11 3/4" x 23 1/2" | Nature  | C220405791 | 100147800 G425 |
|   | Black      | Peld. Téc. | 29,7x59,6 cm. | 11 3/4" x 23 1/2" | Lappato | C220405051 | 100147888 G425 |
|   | Black      | Peld. Téc. | 29,7x59,6 cm. | 11 3/4" x 23 1/2" | Nature  | C220406531 | 100147889 G425 |

|  |            |                      |               |                   |         |            |                |
|--|------------|----------------------|---------------|-------------------|---------|------------|----------------|
| <b>ON</b><br><b>Peldaño Técnico Esquina Derecha</b><br><b>Technical Step Tile Right Corner</b><br> | Beige      | Peld. Téc. Esq. Der. | 29,7x59,6 cm. | 11 3/4" x 23 1/2" | Lappato | C220406831 | 100147808 G430 |
|  | Beige      | Peld. Téc. Esq. Der. | 29,7x59,6 cm. | 11 3/4" x 23 1/2" | Nature  | C220405951 | 100147809 G430 |
|  | Brown      | Peld. Téc. Esq. Der. | 29,7x59,6 cm. | 11 3/4" x 23 1/2" | Lappato | C220406591 | 100147955 G430 |
|  | Brown      | Peld. Téc. Esq. Der. | 29,7x59,6 cm. | 11 3/4" x 23 1/2" | Nature  | C220406631 | 100147956 G430 |
|  | Light Grey | Peld. Téc. Esq. Der. | 29,7x59,6 cm. | 11 3/4" x 23 1/2" | Lappato | C220406601 | 100147894 G430 |
|  | Light Grey | Peld. Téc. Esq. Der. | 29,7x59,6 cm. | 11 3/4" x 23 1/2" | Nature  | C220406621 | 100147895 G430 |
|  | Grey       | Peld. Téc. Esq. Der. | 29,7x59,6 cm. | 11 3/4" x 23 1/2" | Lappato | C220405921 | 100147796 G430 |
|  | Grey       | Peld. Téc. Esq. Der. | 29,7x59,6 cm. | 11 3/4" x 23 1/2" | Nature  | C220406771 | 100147797 G430 |
|  | Black      | Peld. Téc. Esq. Der. | 29,7x59,6 cm. | 11 3/4" x 23 1/2" | Lappato | C220406221 | 100147892 G430 |
|  | Black      | Peld. Téc. Esq. Der. | 29,7x59,6 cm. | 11 3/4" x 23 1/2" | Nature  | C220406511 | 100147893 G430 |

|   |            |                      |               |                   |         |            |                |
|---|------------|----------------------|---------------|-------------------|---------|------------|----------------|
| <b>ON</b><br><b>Peldaño Técnico Esquina Izquierda</b><br><b>Technical Step Tile Left Corner</b><br> | Beige      | Peld. Téc. Esq. Izq. | 29,7x59,6 cm. | 11 3/4" x 23 1/2" | Lappato | C220406031 | 100147810 G430 |
|   | Beige      | Peld. Téc. Esq. Izq. | 29,7x59,6 cm. | 11 3/4" x 23 1/2" | Nature  | C220404851 | 100147811 G430 |
|   | Brown      | Peld. Téc. Esq. Izq. | 29,7x59,6 cm. | 11 3/4" x 23 1/2" | Lappato | C220406481 | 100147957 G430 |
|   | Brown      | Peld. Téc. Esq. Izq. | 29,7x59,6 cm. | 11 3/4" x 23 1/2" | Nature  | C220406301 | 100147958 G430 |
|   | Light Grey | Peld. Téc. Esq. Izq. | 29,7x59,6 cm. | 11 3/4" x 23 1/2" | Lappato | C220406311 | 100147898 G430 |
|   | Light Grey | Peld. Téc. Esq. Izq. | 29,7x59,6 cm. | 11 3/4" x 23 1/2" | Nature  | C220405251 | 100147899 G430 |
|   | Grey       | Peld. Téc. Esq. Izq. | 29,7x59,6 cm. | 11 3/4" x 23 1/2" | Lappato | C220406911 | 100147801 G430 |
|   | Grey       | Peld. Téc. Esq. Izq. | 29,7x59,6 cm. | 11 3/4" x 23 1/2" | Nature  | C220406891 | 100147798 G430 |
|   | Black      | Peld. Téc. Esq. Izq. | 29,7x59,6 cm. | 11 3/4" x 23 1/2" | Lappato | C220407021 | 100147896 G430 |
|   | Black      | Peld. Téc. Esq. Izq. | 29,7x59,6 cm. | 11 3/4" x 23 1/2" | Nature  | C220406691 | 100147897 G430 |






PURE White Polished 60x120 cm.



PURE

# PURE

**NATURE R9A****POLISHED****PURE WHITE**

| <b>Formato (cm.)</b><br>Format (inches)                                     | <b>Espesor (mm.)</b><br>Thickness (inches) | <b>Acabado</b><br>Finish | <b>Código KEA</b><br>KEA Code | <b>Código SAP</b><br>SAP Code |
|---|--|--------------------------|-------------------------------|-------------------------------|
| 30x60    11 <sup>7</sup> / <sub>8</sub> "x23 <sup>5</sup> / <sub>8</sub> "  | 9,5    3/8"                                | Polished                 | C222996231                    | 100109408    G481             |
| 60x60    23 <sup>5</sup> / <sub>8</sub> "x23 <sup>5</sup> / <sub>8</sub> "  | 9,5    3/8"                                | Polished                 | C225953291                    | 100109381    G489             |
| 60x120    23 <sup>5</sup> / <sub>8</sub> "x47 <sup>1</sup> / <sub>4</sub> " | 9,5    3/8"                                | Polished                 | C221000161                    | 100109352    G491             |
| 30x60    11 <sup>7</sup> / <sub>8</sub> "x23 <sup>5</sup> / <sub>8</sub> "  | 10,4    7/16"                              | Nature                   | C222996261                    | 100109406    G477             |
| 60x60    23 <sup>5</sup> / <sub>8</sub> "x23 <sup>5</sup> / <sub>8</sub> "  | 10,4    7/16"                              | Nature                   | C225953271                    | 100109380    G481             |
| 60x120    23 <sup>5</sup> / <sub>8</sub> "x47 <sup>1</sup> / <sub>4</sub> " | 10,4    7/16"                              | Nature                   | C221000141                    | 100109351    G468             |



**POLISHED****NATURE R9A****PURE****PURE BEIGE**

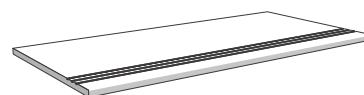
| <b>Formato (cm.)</b><br>Format (inches) | <b>Espesor (mm.)</b><br>Thickness (inches)                        | <b>Acabado</b><br>Finish | <b>Código KEA</b><br>KEA Code | <b>Código SAP</b><br>SAP Code |
|---|---|--------------------------|-------------------------------|-------------------------------|
| 30x60                                   | 11 <sup>7</sup> / <sub>8</sub> "x23 <sup>5</sup> / <sub>8</sub> " | 9,5 3/8"                 | <b>Polished</b>               | C222996251 100109396 G481     |
| 60x60                                   | 23 <sup>5</sup> / <sub>8</sub> "x23 <sup>5</sup> / <sub>8</sub> " | 9,5 3/8"                 | <b>Polished</b>               | C225953311 100109374 G489     |
| 60x120                                  | 23 <sup>5</sup> / <sub>8</sub> "x47 <sup>1</sup> / <sub>4</sub> " | 9,5 3/8"                 | <b>Polished</b>               | C221000151 100109358 G491     |
| 30x60                                   | 11 <sup>7</sup> / <sub>8</sub> "x23 <sup>5</sup> / <sub>8</sub> " | 10,4 7/16"               | <b>Nature</b>                 | C222996311 100109394 G477     |
| 60x60                                   | 23 <sup>5</sup> / <sub>8</sub> "x23 <sup>5</sup> / <sub>8</sub> " | 10,4 7/16"               | <b>Nature</b>                 | C225953261 100109373 G481     |
| 60x120                                  | 23 <sup>5</sup> / <sub>8</sub> "x47 <sup>1</sup> / <sub>4</sub> " | 10,4 7/16"               | <b>Nature</b>                 | C221000121 100109348 G468     |



# PIEZAS ESPECIALES/ SPECIAL PIECES

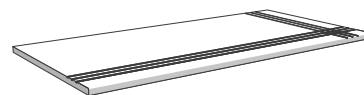
| Color<br>Colour | Pieza<br>Piece | Formato (cm.)<br>Format (inches) | Acabado<br>Finish                       | Código KEA<br>KEA Code | Código SAP<br>SAP Code    |
|-----------------|----------------|----------------------------------|---|------------------------|---------------------------|
| White           | Huella         | 30x60 cm.                        | 11 <sup>7/8</sup> "x23 <sup>5/8</sup> " | Polished               | C228223451 100114537 G438 |
| White           | Huella         | 30x120cm.                        | 11 <sup>7/8</sup> "x47 <sup>1/4</sup> " | Polished               | C221400371 100114503 G426 |
| White           | Huella         | 30x60 cm.                        | 11 <sup>7/8</sup> "x23 <sup>5/8</sup> " | Nature                 | C228223491 100114538 G438 |
| White           | Huella         | 30x120cm.                        | 11 <sup>7/8</sup> "x47 <sup>1/4</sup> " | Nature                 | C221400461 100114504 G426 |
| Beige           | Huella         | 30x60 cm.                        | 11 <sup>7/8</sup> "x23 <sup>5/8</sup> " | Polished               | C228223521 100114531 G438 |
| Beige           | Huella         | 30x120cm.                        | 11 <sup>7/8</sup> "x47 <sup>1/4</sup> " | Polished               | C221400381 100114497 G426 |
| Beige           | Huella         | 30x60 cm.                        | 11 <sup>7/8</sup> "x23 <sup>5/8</sup> " | Nature                 | C228223541 100114532 G438 |
| Beige           | Huella         | 30x120cm.                        | 11 <sup>7/8</sup> "x47 <sup>1/4</sup> " | Nature                 | C221400391 100114498 G426 |

**PURE**  
Huella  
Step Tile




|       |                  |           |   |          |                           |
|-------|------------------|-----------|---|----------|---------------------------|
| White | Huella Esq. Der. | 30x60 cm. | 11 <sup>7/8</sup> "x23 <sup>5/8</sup> " | Polished | C228223741 100114545 G418 |
| White | Huella Esq. Der. | 30x120cm. | 11 <sup>7/8</sup> "x47 <sup>1/4</sup> " | Polished | C221400561 100114511 G427 |
| White | Huella Esq. Der. | 30x60 cm. | 11 <sup>7/8</sup> "x23 <sup>5/8</sup> " | Nature   | C228223601 100114546 G418 |
| White | Huella Esq. Der. | 30x120cm. | 11 <sup>7/8</sup> "x47 <sup>1/4</sup> " | Nature   | C221400591 100114512 G427 |
| Beige | Huella Esq. Der. | 30x60 cm. | 11 <sup>7/8</sup> "x23 <sup>5/8</sup> " | Polished | C228223531 100114539 G418 |
| Beige | Huella Esq. Der. | 30x120cm. | 11 <sup>7/8</sup> "x47 <sup>1/4</sup> " | Polished | C221400441 100114505 G427 |
| Beige | Huella Esq. Der. | 30x60 cm. | 11 <sup>7/8</sup> "x23 <sup>5/8</sup> " | Nature   | C228223561 100114540 G418 |
| Beige | Huella Esq. Der. | 30x120cm. | 11 <sup>7/8</sup> "x47 <sup>1/4</sup> " | Nature   | C221400451 100114506 G427 |

**PURE**  
Huella Esquina Derecha  
Step Tile Right Corner



|       |                  |           |   |          |                           |
|-------|------------------|-----------|---|----------|---------------------------|
| White | Huella Esq. Izq. | 30x60 cm. | 11 <sup>7/8</sup> "x23 <sup>5/8</sup> " | Polished | C228223581 100114553 G418 |
| White | Huella Esq. Izq. | 30x120cm. | 11 <sup>7/8</sup> "x47 <sup>1/4</sup> " | Polished | C221400421 100114519 G427 |
| White | Huella Esq. Izq. | 30x60 cm. | 11 <sup>7/8</sup> "x23 <sup>5/8</sup> " | Nature   | C228223731 100114554 G418 |
| White | Huella Esq. Izq. | 30x120cm. | 11 <sup>7/8</sup> "x47 <sup>1/4</sup> " | Nature   | C221400521 100114520 G427 |
| Beige | Huella Esq. Izq. | 30x60 cm. | 11 <sup>7/8</sup> "x23 <sup>5/8</sup> " | Polished | C228223461 100114547 G418 |
| Beige | Huella Esq. Izq. | 30x120cm. | 11 <sup>7/8</sup> "x47 <sup>1/4</sup> " | Polished | C221400491 100114513 G427 |
| Beige | Huella Esq. Izq. | 30x60 cm. | 11 <sup>7/8</sup> "x23 <sup>5/8</sup> " | Nature   | C228223551 100114548 G418 |
| Beige | Huella Esq. Izq. | 30x120cm. | 11 <sup>7/8</sup> "x47 <sup>1/4</sup> " | Nature   | C221400551 100114514 G427 |

**PURE**  
Huella Esquina Izquierda  
Step Tile Left Corner



|   | Color<br>Colour | Pieza<br>Piece | Formato (cm.)<br>Format (inches) |                  | Acabado<br>Finish | Código KEA<br>KEA Code | Código SAP<br>SAP Code |      |
|---|-----------------|----------------|----------------------------------|------------------|-------------------|------------------------|------------------------|------|
| <b>PURE</b><br><b>Zócalo</b><br><b>Skirting Board</b><br> | White           | Zócalo         | 9x60 cm.                         | 3 1/2" x 23 5/8" | Polished          | C229012121             | 100114632              | G408 |
|   | White           | Zócalo         | 9x120cm.                         | 3 1/2" x 47 1/4" | Polished          | C271900091             | 100114631              | G413 |
|   | White           | Zócalo         | 9x60 cm.                         | 3 1/2" x 23 5/8" | Nature            | C229012111             | 100114634              | G408 |
|   | White           | Zócalo         | 9x120cm.                         | 3 1/2" x 47 1/4" | Nature            | C271900071             | 100114633              | G413 |
|   | Beige           | Zócalo         | 9x60 cm.                         | 3 1/2" x 23 5/8" | Polished          | C229012151             | 100114620              | G408 |
|   | Beige           | Zócalo         | 9x120cm.                         | 3 1/2" x 47 1/4" | Polished          | C271900131             | 100114619              | G413 |
|   | Beige           | Zócalo         | 9x60 cm.                         | 3 1/2" x 23 5/8" | Nature            | C229012091             | 100114622              | G408 |
|   | Beige           | Zócalo         | 9x120cm.                         | 3 1/2" x 47 1/4" | Nature            | C271900081             | 100114621              | G413 |

|   |       |            |           |                   |          |            |           |      |
|---|-------|------------|-----------|-------------------|----------|------------|-----------|------|
| <b>PURE</b><br><b>Peldaño Técnico</b><br><b>Technical Step Tile</b><br> | White | Peld. Téc. | 30x60 cm. | 11 7/8" x 23 5/8" | Polished | C228223901 | 100114561 | G426 |
|   | White | Peld. Téc. | 30x120cm. | 11 7/8" x 47 1/4" | Polished | C221401971 | 100115313 | G443 |
|   | White | Peld. Téc. | 30x60 cm. | 11 7/8" x 23 5/8" | Nature   | C228223891 | 100114562 | G426 |
|   | White | Peld. Téc. | 30x120cm. | 11 7/8" x 47 1/4" | Nature   | C221401981 | 100115314 | G443 |
|   | Beige | Peld. Téc. | 30x60 cm. | 11 7/8" x 23 5/8" | Polished | C228223841 | 100114555 | G426 |
|   | Beige | Peld. Téc. | 30x120cm. | 11 7/8" x 47 1/4" | Polished | C221401871 | 100115307 | G443 |
|   | Beige | Peld. Téc. | 30x60 cm. | 11 7/8" x 23 5/8" | Nature   | C228223831 | 100114556 | G426 |
|   | Beige | Peld. Téc. | 30x120cm. | 11 7/8" x 47 1/4" | Nature   | C221402001 | 100115308 | G443 |

|  |       |                      |           |                   |          |            |           |      |
|--|-------|----------------------|-----------|-------------------|----------|------------|-----------|------|
| <b>PURE</b><br><b>Peldaño Técnico Esquina Derecha</b><br><b>Technical Step Tile Right Corner</b><br> | White | Peld. Téc. Esq. Der. | 30x60 cm. | 11 7/8" x 23 5/8" | Polished | C228223811 | 100114569 | G447 |
|  | White | Peld. Téc. Esq. Der. | 30x120cm. | 11 7/8" x 47 1/4" | Polished | C221401541 | 100115322 | G448 |
|  | White | Peld. Téc. Esq. Der. | 30x60 cm. | 11 7/8" x 23 5/8" | Nature   | C228223821 | 100114570 | G447 |
|  | White | Peld. Téc. Esq. Der. | 30x120cm. | 11 7/8" x 47 1/4" | Nature   | C221402091 | 100115406 | G448 |
|  | Beige | Peld. Téc. Esq. Der. | 30x60 cm. | 11 7/8" x 23 5/8" | Polished | C228223611 | 100114563 | G447 |
|  | Beige | Peld. Téc. Esq. Der. | 30x120cm. | 11 7/8" x 47 1/4" | Polished | C221401381 | 100115319 | G448 |
|  | Beige | Peld. Téc. Esq. Der. | 30x60 cm. | 11 7/8" x 23 5/8" | Nature   | C228223761 | 100114564 | G447 |
|  | Beige | Peld. Téc. Esq. Der. | 30x120cm. | 11 7/8" x 47 1/4" | Nature   | C221402161 | 100115403 | G448 |

|   |       |                      |           |                   |          |            |           |      |
|---|-------|----------------------|-----------|-------------------|----------|------------|-----------|------|
| <b>PURE</b><br><b>Peldaño Técnico Esquina Izquierda</b><br><b>Technical Step Tile Left Corner</b><br> | White | Peld. Téc. Esq. Izq. | 30x60 cm. | 11 7/8" x 23 5/8" | Polished | C228223721 | 100114577 | G447 |
|   | White | Peld. Téc. Esq. Izq. | 30x120cm. | 11 7/8" x 47 1/4" | Polished | C221401921 | 100115332 | G448 |
|   | White | Peld. Téc. Esq. Izq. | 30x60 cm. | 11 7/8" x 23 5/8" | Nature   | C228223791 | 100114578 | G447 |
|   | White | Peld. Téc. Esq. Izq. | 30x120cm. | 11 7/8" x 47 1/4" | Nature   | C221402101 | 100115410 | G448 |
|   | Beige | Peld. Téc. Esq. Izq. | 30x60 cm. | 11 7/8" x 23 5/8" | Polished | C228223591 | 100114571 | G447 |
|   | Beige | Peld. Téc. Esq. Izq. | 30x120cm. | 11 7/8" x 47 1/4" | Polished | C221401731 | 100115329 | G448 |
|   | Beige | Peld. Téc. Esq. Izq. | 30x60 cm. | 11 7/8" x 23 5/8" | Nature   | C228223781 | 100114572 | G447 |
|   | Beige | Peld. Téc. Esq. Izq. | 30x120cm. | 11 7/8" x 47 1/4" | Nature   | C221402131 | 100115407 | G448 |



SOUL Grey Polished 59,4x59,4 cm.



TNOS

# SOUL





SOUL Frost Polished 59,4x59,4 cm.



TNOS

# SOUL





170

# SOUL



SOUL Bone Polished 59,4x59,4 cm.



TNOS

# SOUL



SOUL Cream Polished 59,4x59,4 cm.



1705

# SOUL





SOUL Sand Polished 59,4x59,4 cm.



# SOUL



SOUL Stone Polished 59,4x59,4 cm.



TNOS

# SOUL




SOUL Brown Polished 59,4x59,4 cm.



# SOUL

**POLISHED**



### **MOSAICO SOUL WHITE**

| <b>Formato (cm.)</b><br>Format (inches)   | <b>Espesor (mm.)</b><br>Thickness (inches) | <b>Acabado</b><br>Finish | <b>Código KEA</b><br>KEA Code | <b>Código SAP</b><br>SAP Code |
|---|--|--------------------------|-------------------------------|-------------------------------|
| <b>29,7x29,7*</b> 11 <sup>3</sup> / <sub>4</sub> "x11 <sup>3</sup> / <sub>4</sub> " | <b>11,2</b> 7/16"                          | <b>Polished</b>          | <b>C229995581</b>             | <b>100180531 G410</b>         |

\*Tamaño de la tesela: 5x5 cm. · \*Piece Size: 2"x2"

POLISHED



SOUL


## SOUL WHITE

| Formato (cm.)<br>Format (inches)   | Espesor (mm.)<br>Thickness (inches) | Acabado<br>Finish | Código KEA<br>KEA Code | Código SAP<br>SAP Code |
|--|-------------------------------------|-------------------|------------------------|------------------------|
| 29,6x59,4    11 <sup>5</sup> / <sub>8</sub> "x23 <sup>3</sup> / <sub>8</sub> " | 11,2    7/16"                       | Polished          | C220410801             | 100166096    G482      |
| 59,4x59,4    23 <sup>3</sup> / <sub>8</sub> "x23 <sup>3</sup> / <sub>8</sub> " | 11,2    7/16"                       | Polished          | C225800551             | 100166097    G480      |





**POLISHED**



### **MOSAICO SOUL GREY**

| <b>Formato (cm.)</b><br>Format (inches)                   | <b>Espesor (mm.)</b><br>Thickness (inches) | <b>Acabado</b><br>Finish | <b>Código KEA</b><br>KEA Code | <b>Código SAP</b><br>SAP Code |
|---|--|--------------------------|-------------------------------|-------------------------------|
| <b>29,7x29,7*</b> 11 <sup>3/4</sup> "x11 <sup>3/4</sup> " | <b>11,2</b> 7/16"                          | <b>Polished</b>          | <b>C229995561</b>             | <b>100180505 G410</b>         |

\*Tamaño de la tesela: 5x5 cm. · \*Piece Size: 2"x2"

POLISHED



SOUL

## SOUL GREY

| Formato (cm.)<br>Format (inches)   | Espesor (mm.)<br>Thickness (inches) | Acabado<br>Finish | Código KEA<br>KEA Code | Código SAP<br>SAP Code |
|--|-------------------------------------|-------------------|------------------------|------------------------|
| 29,6x59,4    11 <sup>5</sup> / <sub>8</sub> "x23 <sup>3</sup> / <sub>8</sub> " | 11,2    7/16"                       | Polished          | C228900171             | 100176313    G482      |
| 59,4x59,4    23 <sup>3</sup> / <sub>8</sub> "x23 <sup>3</sup> / <sub>8</sub> " | 11,2    7/16"                       | Polished          | C225800611             | 100176314    G480      |



**POLISHED**




### **MOSAICO SOUL FROST**

| <b>Formato (cm.)</b><br>Format (inches)   | <b>Espesor (mm.)</b><br>Thickness (inches) | <b>Acabado</b><br>Finish | <b>Código KEA</b><br>KEA Code | <b>Código SAP</b><br>SAP Code |
|---|--|--------------------------|-------------------------------|-------------------------------|
| <b>29,7x29,7*</b> 11 <sup>3</sup> / <sub>4</sub> "x11 <sup>3</sup> / <sub>4</sub> " | <b>11,2</b> 7/16"                          | <b>Polished</b>          | <b>C229995551</b>             | <b>100180498 G410</b>         |

\*Tamaño de la tesela: 5x5 cm. · \*Piece Size: 2"x2"

POLISHED



SOUL

### SOUL FROST

| Formato (cm.)<br>Format (inches)   | Espesor (mm.)<br>Thickness (inches) | Acabado<br>Finish | Código KEA<br>KEA Code | Código SAP<br>SAP Code |
|--|-------------------------------------|-------------------|------------------------|------------------------|
| 29,6x59,4    11 <sup>5</sup> / <sub>8</sub> "x23 <sup>3</sup> / <sub>8</sub> " | 11,2    7/16"                       | Polished          | C220410821             | 100166101    G482      |
| 59,4x59,4    23 <sup>3</sup> / <sub>8</sub> "x23 <sup>3</sup> / <sub>8</sub> " | 11,2    7/16"                       | Polished          | C225800531             | 100166072    G480      |



**POLISHED**



### **MOSAICO SOUL CREAM**

| <b>Formato (cm.)</b><br>Format (inches)   | <b>Espesor (mm.)</b><br>Thickness (inches) | <b>Acabado</b><br>Finish | <b>Código KEA</b><br>KEA Code | <b>Código SAP</b><br>SAP Code |
|---|--|--------------------------|-------------------------------|-------------------------------|
| <b>29,7x29,7*</b> 11 <sup>3</sup> / <sub>4</sub> "x11 <sup>3</sup> / <sub>4</sub> " | <b>11,2</b> 7/16"                          | <b>Polished</b>          | <b>C229995571</b>             | <b>100180515 G410</b>         |

\*Tamaño de la tesela: 5x5 cm. · \*Piece Size: 2"x2"

POLISHED



SOUL

## SOUL CREAM

| Formato (cm.)<br>Format (inches)   | Espesor (mm.)<br>Thickness (inches) | Acabado<br>Finish | Código KEA<br>KEA Code | Código SAP<br>SAP Code |
|--|-------------------------------------|-------------------|------------------------|------------------------|
| 29,6x59,4    11 <sup>5</sup> / <sub>8</sub> "x23 <sup>3</sup> / <sub>8</sub> " | 11,2    7/16"                       | Polished          | C220410781             | 100166100    G482      |
| 59,4x59,4    23 <sup>3</sup> / <sub>8</sub> "x23 <sup>3</sup> / <sub>8</sub> " | 11,2    7/16"                       | Polished          | C225800541             | 100166083    G480      |



**POLISHED**



### **MOSAICO SOUL BONE**

| <b>Formato (cm.)</b><br>Format (inches)   | <b>Espesor (mm.)</b><br>Thickness (inches) | <b>Acabado</b><br>Finish | <b>Código KEA</b><br>KEA Code | <b>Código SAP</b><br>SAP Code |
|---|--|--------------------------|-------------------------------|-------------------------------|
| <b>29,7x29,7*</b> 11 <sup>3</sup> / <sub>4</sub> "x11 <sup>3</sup> / <sub>4</sub> " | <b>11,2</b> 7/16"                          | <b>Polished</b>          | <b>C229995611</b>             | <b>100180511 G410</b>         |

\*Tamaño de la tesela: 5x5 cm. · \*Piece Size: 2"x2"

POLISHED



SOUL

## SOUL BONE

| Formato (cm.)<br>Format (inches)   | Espesor (mm.)<br>Thickness (inches) | Acabado<br>Finish | Código KEA<br>KEA Code | Código SAP<br>SAP Code |
|--|-------------------------------------|-------------------|------------------------|------------------------|
| 29,6x59,4    11 <sup>5</sup> / <sub>8</sub> "x23 <sup>3</sup> / <sub>8</sub> " | 11,2    7/16"                       | Polished          | C220410791             | 100166091    G482      |
| 59,4x59,4    23 <sup>3</sup> / <sub>8</sub> "x23 <sup>3</sup> / <sub>8</sub> " | 11,2    7/16"                       | Polished          | C225800511             | 100166071    G480      |





POLISHED



### MOSAICO SOUL STONE

| Formato (cm.)<br>Format (inches)   | Espesor (mm.)<br>Thickness (inches) | Acabado<br>Finish | Código KEA<br>KEA Code | Código SAP<br>SAP Code |
|--|-------------------------------------|-------------------|------------------------|------------------------|
| 29,7x29,7* 11 <sup>3</sup> / <sub>4</sub> "x11 <sup>3</sup> / <sub>4</sub> " | 11,2 7/16"                          | Polished          | C229995621             | 100180516 G410         |

\*Tamaño de la tesela: 5x5 cm. · \*Piece Size: 2"x2"

POLISHED



SOUL

## SOUL STONE

| Formato (cm.)<br>Format (inches)   | Espesor (mm.)<br>Thickness (inches) | Acabado<br>Finish | Código KEA<br>KEA Code | Código SAP<br>SAP Code |
|--|-------------------------------------|-------------------|------------------------|------------------------|
| 29,6x59,4    11 <sup>5</sup> / <sub>8</sub> "x23 <sup>3</sup> / <sub>8</sub> " | 11,2    7/16"                       | Polished          | C220410771             | 100166073    G482      |
| 59,4x59,4    23 <sup>3</sup> / <sub>8</sub> "x23 <sup>3</sup> / <sub>8</sub> " | 11,2    7/16"                       | Polished          | C225800521             | 100166095    G480      |



**POLISHED**



### **MOSAICO SOUL SAND**

| <b>Formato (cm.)</b><br>Format (inches)   | <b>Espesor (mm.)</b><br>Thickness (inches) | <b>Acabado</b><br>Finish | <b>Código KEA</b><br>KEA Code | <b>Código SAP</b><br>SAP Code |
|---|--|--------------------------|-------------------------------|-------------------------------|
| <b>29,7x29,7*</b> 11 <sup>3</sup> / <sub>4</sub> "x11 <sup>3</sup> / <sub>4</sub> " | <b>11,2</b> 7/16"                          | <b>Polished</b>          | <b>C229995601</b>             | <b>100180530 G410</b>         |

\*Tamaño de la tesela: 5x5 cm. · \*Piece Size: 2"x2"

POLISHED




SOUL

## SOUL SAND

| Formato (cm.)<br>Format (inches)   | Espesor (mm.)<br>Thickness (inches) | Acabado<br>Finish | Código KEA<br>KEA Code | Código SAP<br>SAP Code |
|--|-------------------------------------|-------------------|------------------------|------------------------|
| 29,6x59,4    11 <sup>5</sup> / <sub>8</sub> "x23 <sup>3</sup> / <sub>8</sub> " | 11,2    7/16"                       | Polished          | C220410811             | 100166093    G482      |
| 59,4x59,4    23 <sup>3</sup> / <sub>8</sub> "x23 <sup>3</sup> / <sub>8</sub> " | 11,2    7/16"                       | Polished          | C225800561             | 100166094    G480      |



**POLISHED**




### **MOSAICO SOUL BROWN**

| <b>Formato (cm.)</b><br>Format (inches)   | <b>Espesor (mm.)</b><br>Thickness (inches) | <b>Acabado</b><br>Finish | <b>Código KEA</b><br>KEA Code | <b>Código SAP</b><br>SAP Code |
|---|--|--------------------------|-------------------------------|-------------------------------|
| <b>29,7x29,7*</b> 11 <sup>3</sup> / <sub>4</sub> "x11 <sup>3</sup> / <sub>4</sub> " | <b>11,2</b> 7/16"                          | <b>Polished</b>          | <b>C229995591</b>             | <b>100180478 G410</b>         |

\*Tamaño de la tesela: 5x5 cm. · \*Piece Size: 2"x2"

POLISHED



SOUL

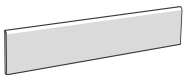
## SOUL BROWN

| Formato (cm.)<br>Format (inches)   | Espesor (mm.)<br>Thickness (inches) | Acabado<br>Finish | Código KEA<br>KEA Code | Código SAP<br>SAP Code |
|--|-------------------------------------|-------------------|------------------------|------------------------|
| 29,6x59,4    11 <sup>5</sup> / <sub>8</sub> "x23 <sup>3</sup> / <sub>8</sub> " | 11,2    7/16"                       | Polished          | C228900131             | 100175426    G482      |
| 59,4x59,4    23 <sup>3</sup> / <sub>8</sub> "x23 <sup>3</sup> / <sub>8</sub> " | 11,2    7/16"                       | Polished          | C225800591             | 100176304    G480      |



## **PIEZAS ESPECIALES/ SPECIAL PIECES**

**SOUL**  
Zócalo  
Skirting Board



| Color<br>Colour | Pieza<br>Piece | Formato (cm.)<br>Format (inches)  | Acabado<br>Finish | Código KEA<br>KEA Code | Código SAP<br>SAP Code |
|-----------------|----------------|---|-------------------|------------------------|------------------------|
| White           | Zócalo         | 9x59,4 cm. 3 <sup>1</sup> / <sub>2</sub> "x23 <sup>1</sup> / <sub>2</sub> " | Polished          | C229500041             | 100177420 G407         |
| Grey            | Zócalo         | 9x59,4 cm. 3 <sup>1</sup> / <sub>2</sub> "x23 <sup>1</sup> / <sub>2</sub> " | Polished          | C223702011             | 100178099 G407         |
| Frost           | Zócalo         | 9x59,4 cm. 3 <sup>1</sup> / <sub>2</sub> "x35 <sup>1</sup> / <sub>4</sub> " | Polished          | C229500051             | 100177368 G407         |
| Cream           | Zócalo         | 9x59,4 cm. 3 <sup>1</sup> / <sub>2</sub> "x23 <sup>1</sup> / <sub>2</sub> " | Polished          | C229500001             | 100177392 G407         |
| Bone            | Zócalo         | 9x59,4 cm. 3 <sup>1</sup> / <sub>2</sub> "x23 <sup>1</sup> / <sub>2</sub> " | Polished          | C229500021             | 100177391 G407         |
| Stone           | Zócalo         | 9x59,4 cm. 3 <sup>1</sup> / <sub>2</sub> "x23 <sup>1</sup> / <sub>2</sub> " | Polished          | C229500011             | 100177404 G407         |
| Sand            | Zócalo         | 9x59,4 cm. 3 <sup>1</sup> / <sub>2</sub> "x23 <sup>1</sup> / <sub>2</sub> " | Polished          | C229500031             | 100177369 G407         |
| Brown           | Zócalo         | 9x59,4 cm. 3 <sup>1</sup> / <sub>2</sub> "x23 <sup>1</sup> / <sub>2</sub> " | Polished          | C223702001             | 100178098 G407         |







# STRATO

NATURE R9A



### STRATO BEIGE

| Formato (cm.)<br>Format (inches) | Espesor (mm.)<br>Thickness (inches)                               | Acabado<br>Finish | Código KEA<br>KEA Code | Código SAP<br>SAP Code | Valor UPEC<br>UPEC Value    |
|----------------------------------|---|-------------------|------------------------|------------------------|-----------------------------|
| 44,4x44,4                        | 17 <sup>1</sup> / <sub>2</sub> "x17 <sup>1</sup> / <sub>2</sub> " | 10,4 7/16"        | Nature                 | C504514651             | 100144561 G452 U4 P4+ E3 C2 |
| 45x45                            | 17 <sup>3</sup> / <sub>4</sub> "x17 <sup>3</sup> / <sub>4</sub> " | 10,4 7/16"        | Nature                 | C504514601             | 100143408 G451 U4 P4+ E3 C2 |



**STRATO BROWN**

| Formato (cm.)<br>Format (inches)   | Espesor (mm.)<br>Thickness (inches) | Acabado<br>Finish | Código KEA<br>KEA Code | Código SAP<br>SAP Code | Valor UPEC<br>UPEC Value |
|--|-------------------------------------|-------------------|------------------------|------------------------|--------------------------|
| 44,4x44,4    17 <sup>1</sup> / <sub>2</sub> "x17 <sup>1</sup> / <sub>2</sub> " | 10,4    7/16"                       | Nature            | C504514671             | 100144566    G452      | U4 P4+ E3 C2             |
| 45x45    17 <sup>3</sup> / <sub>4</sub> "x17 <sup>3</sup> / <sub>4</sub> "     | 10,4    7/16"                       | Nature            | C504514661             | 100144567    G451      | U4 P4+ E3 C2             |



**NATURE R9A**



### **STRATO GREY**

| <b>Formato (cm.)</b><br>Format (inches) | <b>Espesor (mm.)</b><br>Thickness (inches)                        | <b>Acabado</b><br>Finish | <b>Código KEA</b><br>KEA Code | <b>Código SAP</b><br>SAP Code | <b>Valor UPEC</b><br>UPEC Value |
|---|---|--------------------------|-------------------------------|-------------------------------|---------------------------------|
| 44,4x44,4                               | 17 <sup>1</sup> / <sub>2</sub> "x17 <sup>1</sup> / <sub>2</sub> " | 10,4 7/16"               | Nature                        | C504514641                    | 100143891 G452 U4 P4+ E3 C2     |
| 45x45                                   | 17 <sup>3</sup> / <sub>4</sub> "x17 <sup>3</sup> / <sub>4</sub> " | 10,4 7/16"               | Nature                        | C504514621                    | 100143460 G451 U4 P4+ E3 C2     |



**STRATO BLACK**

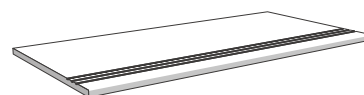
| Formato (cm.)<br>Format (inches)   | Espesor (mm.)<br>Thickness (inches) | Acabado<br>Finish | Código KEA<br>KEA Code | Código SAP<br>SAP Code | Valor UPEC<br>UPEC Value |
|--|-------------------------------------|-------------------|------------------------|------------------------|--------------------------|
| 44,4x44,4    17 <sup>1</sup> / <sub>2</sub> "x17 <sup>1</sup> / <sub>2</sub> " | 10,4    7/16"                       | Nature            | C504514631             | 100143890    G452      | U4 P4+ E3 C2             |
| 45x45    17 <sup>3</sup> / <sub>4</sub> "x17 <sup>3</sup> / <sub>4</sub> "     | 10,4    7/16"                       | Nature            | C504514611             | 100143409    G451      | U4 P4+ E3 C2             |



# PIEZAS ESPECIALES/ SPECIAL PIECES

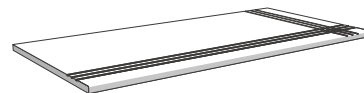
| Color<br>Colour | Pieza<br>Piece | Formato (cm.)<br>Format (inches)    | Acabado<br>Finish | Código KEA<br>KEA Code | Código SAP<br>SAP Code |
|-----------------|----------------|-------------------------------------|-------------------|------------------------|------------------------|
| Beige           | Huella         | 33x44,4 cm. 13"x17 <sup>1/2</sup> " | Nature            | C229998541             | 100148713 G413         |
| Beige           | Huella         | 33x45 cm. 13"x17 <sup>3/4</sup> "   | Nature            | C522801651             | 100148691 G413         |
| Brown           | Huella         | 33x44,4 cm. 13"x17 <sup>1/2</sup> " | Nature            | C229998581             | 100148715 G413         |
| Brown           | Huella         | 33x45 cm. 13"x17 <sup>3/4</sup> "   | Nature            | C522801781             | 100148693 G413         |
| Grey            | Huella         | 33x44,4 cm. 13"x17 <sup>1/2</sup> " | Nature            | C229998531             | 100148716 G413         |
| Grey            | Huella         | 33x45 cm. 13"x17 <sup>3/4</sup> "   | Nature            | C522801671             | 100148694 G413         |
| Black           | Huella         | 33x44,4 cm. 13"x17 <sup>1/2</sup> " | Nature            | C229998591             | 100148714 G413         |
| Black           | Huella         | 33x45 cm. 13"x17 <sup>3/4</sup> "   | Nature            | C522801741             | 100148692 G413         |

**STRATO**  
Huella  
Step Tile




|       |                  |                                     |        |            |                |
|-------|------------------|-------------------------------------|--------|------------|----------------|
| Beige | Huella Esq. Der. | 33x44,4 cm. 13"x17 <sup>1/2</sup> " | Nature | C229998551 | 100148717 G414 |
| Beige | Huella Esq. Der. | 33x45 cm. 13"x17 <sup>3/4</sup> "   | Nature | C522801661 | 100148700 G414 |
| Brown | Huella Esq. Der. | 33x44,4 cm. 13"x17 <sup>1/2</sup> " | Nature | C229998451 | 100148719 G414 |
| Brown | Huella Esq. Der. | 33x45 cm. 13"x17 <sup>3/4</sup> "   | Nature | C522801611 | 100148702 G414 |
| Grey  | Huella Esq. Der. | 33x44,4 cm. 13"x17 <sup>1/2</sup> " | Nature | C229998421 | 100148750 G414 |
| Grey  | Huella Esq. Der. | 33x45 cm. 13"x17 <sup>3/4</sup> "   | Nature | C522801581 | 100148703 G414 |
| Black | Huella Esq. Der. | 33x44,4 cm. 13"x17 <sup>1/2</sup> " | Nature | C229998391 | 100148718 G414 |
| Black | Huella Esq. Der. | 33x45 cm. 13"x17 <sup>3/4</sup> "   | Nature | C522801771 | 100148701 G414 |

**STRATO**  
Huella Esquina Derecha  
Step Tile Right Corner



|       |                  |                                     |        |            |                |
|-------|------------------|-------------------------------------|--------|------------|----------------|
| Beige | Huella Esq. Izq. | 33x44,4 cm. 13"x17 <sup>1/2</sup> " | Nature | C229998411 | 100148751 G414 |
| Beige | Huella Esq. Izq. | 33x45 cm. 13"x17 <sup>3/4</sup> "   | Nature | C522801691 | 100148704 G414 |
| Brown | Huella Esq. Izq. | 33x44,4 cm. 13"x17 <sup>1/2</sup> " | Nature | C229998561 | 100148753 G414 |
| Brown | Huella Esq. Izq. | 33x45 cm. 13"x17 <sup>3/4</sup> "   | Nature | C522801701 | 100148706 G414 |
| Grey  | Huella Esq. Izq. | 33x44,4 cm. 13"x17 <sup>1/2</sup> " | Nature | C229998401 | 100148754 G414 |
| Grey  | Huella Esq. Izq. | 33x45 cm. 13"x17 <sup>3/4</sup> "   | Nature | C522801791 | 100148707 G414 |
| Black | Huella Esq. Izq. | 33x44,4 cm. 13"x17 <sup>1/2</sup> " | Nature | C229998381 | 100148752 G414 |
| Black | Huella Esq. Izq. | 33x45 cm. 13"x17 <sup>3/4</sup> "   | Nature | C522801631 | 100148705 G414 |

**STRATO**  
Huella Esquina Izquierda  
Step Tile Left Corner



|   | Color<br>Colour | Pieza<br>Piece | Formato (cm.)<br>Format (inches) |                | Acabado<br>Finish | Código KEA<br>KEA Code | Código SAP<br>SAP Code |      |
|---|-----------------|----------------|----------------------------------|----------------|-------------------|------------------------|------------------------|------|
| <b>STRATO</b><br>Zócalo<br>Skirting Board<br> | Beige           | Zócalo         | 9x44,4 cm.                       | 3 1/2"x17 1/2" | Nature            | C229998051             | 100149230              | G401 |
|   | Beige           | Zócalo         | 9x45 cm.                         | 3 1/2"x17 3/4" | Nature            | C229102311             | 100143599              | G401 |
|   | Brown           | Zócalo         | 9x44,4 cm.                       | 3 1/2"x17 1/2" | Nature            | C229998061             | 100149232              | G401 |
|   | Brown           | Zócalo         | 9x45 cm.                         | 3 1/2"x17 3/4" | Nature            | C229998981             | 100144754              | G401 |
|   | Grey            | Zócalo         | 9x44,4 cm.                       | 3 1/2"x17 1/2" | Nature            | C229998031             | 100149233              | G401 |
|   | Grey            | Zócalo         | 9x45 cm.                         | 3 1/2"x17 3/4" | Nature            | C229102301             | 100143611              | G401 |
|   | Black           | Zócalo         | 9x44,4 cm.                       | 3 1/2"x17 1/2" | Nature            | C229998041             | 100149231              | G401 |
|   | Black           | Zócalo         | 9x45 cm.                         | 3 1/2"x17 3/4" | Nature            | C229102291             | 100143610              | G401 |

|   |       |            |             |             |        |            |           |      |
|---|-------|------------|-------------|-------------|--------|------------|-----------|------|
| <b>STRATO</b><br>Peldaño Técnico<br>Technical Step Tile<br> | Beige | Peld. Téc. | 33x44,4 cm. | 13"x17 1/2" | Nature | C229998361 | 100148742 | G431 |
|   | Beige | Peld. Téc. | 33x45 cm.   | 13"x17 3/4" | Nature | C522801801 | 100148708 | G431 |
|   | Brown | Peld. Téc. | 33x44,4 cm. | 13"x17 1/2" | Nature | C229998491 | 100148744 | G431 |
|   | Brown | Peld. Téc. | 33x45 cm.   | 13"x17 3/4" | Nature | C522801591 | 100148710 | G431 |
|   | Grey  | Peld. Téc. | 33x44,4 cm. | 13"x17 1/2" | Nature | C229998501 | 100148745 | G431 |
|   | Grey  | Peld. Téc. | 33x45 cm.   | 13"x17 3/4" | Nature | C522801721 | 100148711 | G431 |
|   | Black | Peld. Téc. | 33x44,4 cm. | 13"x17 1/2" | Nature | C229998481 | 100148743 | G431 |
|   | Black | Peld. Téc. | 33x45 cm.   | 13"x17 3/4" | Nature | C522801571 | 100148709 | G431 |

|  |       |                      |             |             |        |            |           |      |
|--|-------|----------------------|-------------|-------------|--------|------------|-----------|------|
| <b>STRATO</b><br>Peldaño Técnico Esquina Derecha<br>Technical Step Tile Right Corner<br> | Beige | Peld. Téc. Esq. Der. | 33x44,4 cm. | 13"x17 1/2" | Nature | C229998571 | 100148755 | G423 |
|  | Beige | Peld. Téc. Esq. Der. | 33x45 cm.   | 13"x17 3/4" | Nature | C522801761 | 100148696 | G423 |
|  | Brown | Peld. Téc. Esq. Der. | 33x44,4 cm. | 13"x17 1/2" | Nature | C229998511 | 100148757 | G423 |
|  | Brown | Peld. Téc. Esq. Der. | 33x45 cm.   | 13"x17 3/4" | Nature | C522801731 | 100148698 | G423 |
|  | Grey  | Peld. Téc. Esq. Der. | 33x44,4 cm. | 13"x17 1/2" | Nature | C229998461 | 100148758 | G423 |
|  | Grey  | Peld. Téc. Esq. Der. | 33x45 cm.   | 13"x17 3/4" | Nature | C522801751 | 100148699 | G423 |
|  | Black | Peld. Téc. Esq. Der. | 33x44,4 cm. | 13"x17 1/2" | Nature | C229998471 | 100148756 | G423 |
|  | Black | Peld. Téc. Esq. Der. | 33x45 cm.   | 13"x17 3/4" | Nature | C522801601 | 100148697 | G423 |

|   |       |                      |             |             |        |            |           |      |
|---|-------|----------------------|-------------|-------------|--------|------------|-----------|------|
| <b>STRATO</b><br>Peldaño Técnico Esquina Izquierda<br>Technical Step Tile Left Corner<br> | Beige | Peld. Téc. Esq. Izq. | 33x44,4 cm. | 13"x17 1/2" | Nature | C229998371 | 100148759 | G423 |
|   | Beige | Peld. Téc. Esq. Izq. | 33x45 cm.   | 13"x17 3/4" | Nature | C522801621 | 100148720 | G423 |
|   | Brown | Peld. Téc. Esq. Izq. | 33x44,4 cm. | 13"x17 1/2" | Nature | C229998431 | 100148761 | G423 |
|   | Brown | Peld. Téc. Esq. Izq. | 33x45 cm.   | 13"x17 3/4" | Nature | C522801681 | 100148722 | G423 |
|   | Grey  | Peld. Téc. Esq. Izq. | 33x44,4 cm. | 13"x17 1/2" | Nature | C229998441 | 100148762 | G423 |
|   | Grey  | Peld. Téc. Esq. Izq. | 33x45 cm.   | 13"x17 3/4" | Nature | C522801711 | 100148723 | G423 |
|   | Black | Peld. Téc. Esq. Izq. | 33x44,4 cm. | 13"x17 1/2" | Nature | C229998521 | 100148760 | G423 |
|   | Black | Peld. Téc. Esq. Izq. | 33x45 cm.   | 13"x17 3/4" | Nature | C522801641 | 100148721 | G423 |







STUC

**STUC**  
**CiCLIK™**



STUC Beige Nature 59,4x119 cm.  
STUC Beige Texture 59,4x119 cm.



STUC

**STUC**  
CiCLIK™





STUC

**STUC**  
**CiCLIK™**




STUC Black Texture 59,4x59,4 cm.



STUC

**STUC**  
CiCLIK™





**NATURE R10A**

## STUC WHITE

| Formato (cm.)<br>Format (inches) | Espesor (mm.)<br>Thickness (inches) | Acabado<br>Finish | Código KEA<br>KEA Code | Código SAP<br>SAP Code | Valor UPEC<br>UPEC Value |
|----------------------------------|-------------------------------------|-------------------|------------------------|------------------------|--------------------------|
| 29,6x59,4                        | 1 15/8" x 23 3/8"                   | Polished          | C220409151             | 100162808              | G491                     |
| 59,4x59,4                        | 23 3/8" x 23 3/8"                   | Polished          | C225800131             | 100158583              | G489                     |
| 14,7x119                         | 5 3/4" x 46 7/8"                    | Polished          | C305100031             | 100164472              | G493                     |
| 29,6x119                         | 1 15/8" x 46 7/8"                   | Polished          | C305200091             | 100164502              | G495                     |
| 59,4x119                         | 23 3/8" x 46 7/8"                   | Polished          | C227900151             | 100158564              | G497                     |
| 119x119                          | 46 7/8" x 46 7/8"                   | Polished          | C228500171             | 100158427              | G475                     |
| 29,6x59,4                        | 1 15/8" x 23 3/8"                   | Nature            | C220409201             | 100162822              | G480                     |
| 59,4x59,4                        | 23 3/8" x 23 3/8"                   | Nature            | C225800121             | 100158582              | G482                     |
| 14,7x119                         | 5 3/4" x 46 7/8"                    | Nature            | C305100021             | 100164481              | G488                     |
| 29,6x119                         | 1 15/8" x 46 7/8"                   | Nature            | C305200071             | 100164475              | G468                     |
| 59,4x119                         | 23 3/8" x 46 7/8"                   | Nature            | C227900141             | 100158563              | G473                     |
| 119x119                          | 46 7/8" x 46 7/8"                   | Nature            | C228500131             | 100158426              | G481                     |
| 29,6x59,4                        | 1 15/8" x 23 3/8"                   | Texture           | C220409141             | 100162823              | G480                     |
| 59,4x59,4                        | 23 3/8" x 23 3/8"                   | Texture           | C225800151             | 100158584              | G482                     |
| 14,7x119                         | 5 3/4" x 46 7/8"                    | Texture           | C305100101             | 100164500              | G488                     |
| 29,6x119                         | 1 15/8" x 46 7/8"                   | Texture           | C305200031             | 100164497              | G468                     |
| 59,4x119                         | 23 3/8" x 46 7/8"                   | Texture           | C227900131             | 100158565              | G473                     |
| 119x119                          | 46 7/8" x 46 7/8"                   | Texture           | C228500161             | 100158428              | G481                     |






**NATURE R10A**

## STUC BEIGE

| Formato (cm.)<br>Format (inches) | Espesor (mm.)<br>Thickness (inches)                               | Acabado<br>Finish | Código KEA<br>KEA Code | Código SAP<br>SAP Code | Valor UPEC<br>UPEC Value    |
|----------------------------------|---|-------------------|------------------------|------------------------|-----------------------------|
| 29,6x59,4                        | 11 <sup>5</sup> / <sub>8</sub> "x23 <sup>3</sup> / <sub>8</sub> " | 12 15/32"         | Polished               | C220409131             | 100162809 G489              |
| 59,4x59,4                        | 23 <sup>3</sup> / <sub>8</sub> "x23 <sup>3</sup> / <sub>8</sub> " | 12 15/32"         | Polished               | C225800161             | 100158449 G469              |
| 14,7x119                         | 5 <sup>3</sup> / <sub>4</sub> "x46 <sup>7</sup> / <sub>8</sub> "  | 12 15/32"         | Polished               | C305100111             | 100164501 G493              |
| 29,6x119                         | 11 <sup>5</sup> / <sub>8</sub> "x46 <sup>7</sup> / <sub>8</sub> " | 12 15/32"         | Polished               | C305200021             | 100164499 G495              |
| 59,4x119                         | 23 <sup>3</sup> / <sub>8</sub> "x46 <sup>7</sup> / <sub>8</sub> " | 12 15/32"         | Polished               | C227900121             | 100158560 G470              |
| 119x119                          | 46 <sup>7</sup> / <sub>8</sub> "x46 <sup>7</sup> / <sub>8</sub> " | 12 15/32"         | Polished               | C228500151             | 100158423 G497              |
| 29,6x59,4                        | 11 <sup>5</sup> / <sub>8</sub> "x23 <sup>3</sup> / <sub>8</sub> " | 12 15/32"         | Nature                 | C220409221             | 100162830 G480              |
| 59,4x59,4                        | 23 <sup>3</sup> / <sub>8</sub> "x23 <sup>3</sup> / <sub>8</sub> " | 12 15/32"         | Nature                 | C225800031             | 100152124 G482 U4 P4+ E3 C2 |
| 14,7x119                         | 5 <sup>3</sup> / <sub>4</sub> "x46 <sup>7</sup> / <sub>8</sub> "  | 12 15/32"         | Nature                 | C305100001             | 100164490 G488              |
| 29,6x119                         | 11 <sup>5</sup> / <sub>8</sub> "x46 <sup>7</sup> / <sub>8</sub> " | 12 15/32"         | Nature                 | C305200111             | 100164505 G468              |
| 59,4x119                         | 23 <sup>3</sup> / <sub>8</sub> "x46 <sup>7</sup> / <sub>8</sub> " | 12 15/32"         | Nature                 | C227900061             | 100152123 G473 U4 P3 E3 C2  |
| 119x119                          | 46 <sup>7</sup> / <sub>8</sub> "x46 <sup>7</sup> / <sub>8</sub> " | 12 15/32"         | Nature                 | C228500061             | 100152848 G481              |
| 29,6x59,4                        | 11 <sup>5</sup> / <sub>8</sub> "x23 <sup>3</sup> / <sub>8</sub> " | 12 15/32"         | Texture                | C220409231             | 100162840 G480              |
| 59,4x59,4                        | 23 <sup>3</sup> / <sub>8</sub> "x23 <sup>3</sup> / <sub>8</sub> " | 12 15/32"         | Texture                | C225800021             | 100152126 G482 U4 P4+ E3 C2 |
| 14,7x119                         | 5 <sup>3</sup> / <sub>4</sub> "x46 <sup>7</sup> / <sub>8</sub> "  | 12 15/32"         | Texture                | C305100071             | 100164493 G488              |
| 29,6x119                         | 11 <sup>5</sup> / <sub>8</sub> "x46 <sup>7</sup> / <sub>8</sub> " | 12 15/32"         | Texture                | C305200041             | 100164510 G468              |
| 59,4x119                         | 23 <sup>3</sup> / <sub>8</sub> "x46 <sup>7</sup> / <sub>8</sub> " | 12 15/32"         | Texture                | C227900011             | 100152125 G473 U4 P3 E3 C2  |
| 119x119                          | 46 <sup>7</sup> / <sub>8</sub> "x46 <sup>7</sup> / <sub>8</sub> " | 12 15/32"         | Texture                | C228500001             | 100152849 G481              |



STUC




**NATURE R10A**

## STUC GREY

| Formato (cm.)<br>Format (inches) | Espesor (mm.)<br>Thickness (inches)                               | Acabado<br>Finish | Código KEA<br>KEA Code | Código SAP<br>SAP Code | Valor UPEC<br>UPEC Value |
|----------------------------------|---|-------------------|------------------------|------------------------|--------------------------|
| 29,6x59,4                        | 11 <sup>5</sup> / <sub>8</sub> "x23 <sup>3</sup> / <sub>8</sub> " | Polished          | C220409211             | 100162850 G489         |                          |
| 59,4x59,4                        | 23 <sup>3</sup> / <sub>8</sub> "x23 <sup>3</sup> / <sub>8</sub> " | Polished          | C225800171             | 100158581 G469         |                          |
| 14,7x119                         | 5 <sup>3</sup> / <sub>4</sub> "x46 <sup>7</sup> / <sub>8</sub> "  | Polished          | C305100041             | 100164492 G493         |                          |
| 29,6x119                         | 11 <sup>5</sup> / <sub>8</sub> "x46 <sup>7</sup> / <sub>8</sub> " | Polished          | C305200001             | 100164509 G495         |                          |
| 59,4x119                         | 23 <sup>3</sup> / <sub>8</sub> "x46 <sup>7</sup> / <sub>8</sub> " | Polished          | C227900171             | 100158562 G470         |                          |
| 119x119                          | 46 <sup>7</sup> / <sub>8</sub> "x46 <sup>7</sup> / <sub>8</sub> " | Polished          | C228500141             | 100158425 G497         |                          |
| 29,6x59,4                        | 11 <sup>5</sup> / <sub>8</sub> "x23 <sup>3</sup> / <sub>8</sub> " | Nature            | C220409121             | 100162825 G480         | U4 P4+ E3 C2             |
| 59,4x59,4                        | 23 <sup>3</sup> / <sub>8</sub> "x23 <sup>3</sup> / <sub>8</sub> " | Nature            | C225800001             | 100152141 G482         | U4 P4+ E3 C2             |
| 14,7x119                         | 5 <sup>3</sup> / <sub>4</sub> "x46 <sup>7</sup> / <sub>8</sub> "  | Nature            | C305100061             | 100164473 G488         |                          |
| 29,6x119                         | 11 <sup>5</sup> / <sub>8</sub> "x46 <sup>7</sup> / <sub>8</sub> " | Nature            | C305200011             | 100164508 G468         |                          |
| 59,4x119                         | 23 <sup>3</sup> / <sub>8</sub> "x46 <sup>7</sup> / <sub>8</sub> " | Nature            | C227900051             | 100152140 G473         | U4 P3 E3 C2              |
| 119x119                          | 46 <sup>7</sup> / <sub>8</sub> "x46 <sup>7</sup> / <sub>8</sub> " | Nature            | C228500041             | 100152892 G481         |                          |
| 29,6x59,4                        | 11 <sup>5</sup> / <sub>8</sub> "x23 <sup>3</sup> / <sub>8</sub> " | Texture           | C220409181             | 100162831 G480         | U4 P4+ E3 C2             |
| 59,4x59,4                        | 23 <sup>3</sup> / <sub>8</sub> "x23 <sup>3</sup> / <sub>8</sub> " | Texture           | C225800061             | 100152143 G482         | U4 P4+ E3 C2             |
| 14,7x119                         | 5 <sup>3</sup> / <sub>4</sub> "x46 <sup>7</sup> / <sub>8</sub> "  | Texture           | C305100011             | 100164474 G488         |                          |
| 29,6x119                         | 11 <sup>5</sup> / <sub>8</sub> "x46 <sup>7</sup> / <sub>8</sub> " | Texture           | C305200101             | 100164486 G468         |                          |
| 59,4x119                         | 23 <sup>3</sup> / <sub>8</sub> "x46 <sup>7</sup> / <sub>8</sub> " | Texture           | C227900001             | 100152142 G473         | U4 P3 E3 C2              |
| 119x119                          | 46 <sup>7</sup> / <sub>8</sub> "x46 <sup>7</sup> / <sub>8</sub> " | Texture           | C228500081             | 100152893 G481         |                          |





**NATURE R10A**

## STUC BLACK

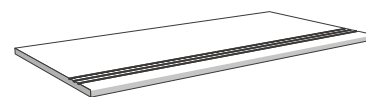
| Formato (cm.)<br>Format (inches) | Espesor (mm.)<br>Thickness (inches)                               | Acabado<br>Finish | Código KEA<br>KEA Code | Código SAP<br>SAP Code | Valor UPEC<br>UPEC Value |           |      |              |
|----------------------------------|---|-------------------|------------------------|------------------------|--------------------------|-----------|------|--------------|
| 29,6x59,4                        | 11 <sup>5</sup> / <sub>8</sub> "x23 <sup>3</sup> / <sub>8</sub> " | 12                | 15/32"                 | Polished               | C220409171               | 100162824 | G491 |              |
| 59,4x59,4                        | 23 <sup>3</sup> / <sub>8</sub> "x23 <sup>3</sup> / <sub>8</sub> " | 12                | 15/32"                 | Polished               | C225800141               | 100158580 | G489 |              |
| 14,7x119                         | 5 <sup>3</sup> / <sub>4</sub> "x46 <sup>7</sup> / <sub>8</sub> "  | 12                | 15/32"                 | Polished               | C305100051               | 100164491 | G493 |              |
| 29,6x119                         | 11 <sup>5</sup> / <sub>8</sub> "x46 <sup>7</sup> / <sub>8</sub> " | 12                | 15/32"                 | Polished               | C305200051               | 100164485 | G495 |              |
| 59,4x119                         | 23 <sup>3</sup> / <sub>8</sub> "x46 <sup>7</sup> / <sub>8</sub> " | 12                | 15/32"                 | Polished               | C227900161               | 100158561 | G497 |              |
| 119x119                          | 46 <sup>7</sup> / <sub>8</sub> "x46 <sup>7</sup> / <sub>8</sub> " | 12                | 15/32"                 | Polished               | C228500121               | 100158424 | G475 |              |
| 29,6x59,4                        | 11 <sup>5</sup> / <sub>8</sub> "x23 <sup>3</sup> / <sub>8</sub> " | 12                | 15/32"                 | Nature                 | C220409161               | 100162818 | G480 | U4 P4+ E3 C2 |
| 59,4x59,4                        | 23 <sup>3</sup> / <sub>8</sub> "x23 <sup>3</sup> / <sub>8</sub> " | 12                | 15/32"                 | Nature                 | C225800011               | 100152130 | G482 | U4 P4+ E3 C2 |
| 14,7x119                         | 5 <sup>3</sup> / <sub>4</sub> "x46 <sup>7</sup> / <sub>8</sub> "  | 12                | 15/32"                 | Nature                 | C305100081               | 100164494 | G488 |              |
| 29,6x119                         | 11 <sup>5</sup> / <sub>8</sub> "x46 <sup>7</sup> / <sub>8</sub> " | 12                | 15/32"                 | Nature                 | C305200081               | 100164506 | G468 |              |
| 59,4x119                         | 23 <sup>3</sup> / <sub>8</sub> "x46 <sup>7</sup> / <sub>8</sub> " | 12                | 15/32"                 | Nature                 | C227900041               | 100152129 | G473 | U4 P3 E3 C2  |
| 119x119                          | 46 <sup>7</sup> / <sub>8</sub> "x46 <sup>7</sup> / <sub>8</sub> " | 12                | 15/32"                 | Nature                 | C228500031               | 100152890 | G481 |              |
| 29,6x59,4                        | 11 <sup>5</sup> / <sub>8</sub> "x23 <sup>3</sup> / <sub>8</sub> " | 12                | 15/32"                 | Texture                | C220409191               | 100162819 | G480 | U4 P4+ E3 C2 |
| 59,4x59,4                        | 23 <sup>3</sup> / <sub>8</sub> "x23 <sup>3</sup> / <sub>8</sub> " | 12                | 15/32"                 | Texture                | C225800081               | 100152067 | G482 | U4 P4+ E3 C2 |
| 14,7x119                         | 5 <sup>3</sup> / <sub>4</sub> "x46 <sup>7</sup> / <sub>8</sub> "  | 12                | 15/32"                 | Texture                | C305100091               | 100164495 | G488 |              |
| 29,6x119                         | 11 <sup>5</sup> / <sub>8</sub> "x46 <sup>7</sup> / <sub>8</sub> " | 12                | 15/32"                 | Texture                | C305200061               | 100164478 | G468 |              |
| 59,4x119                         | 23 <sup>3</sup> / <sub>8</sub> "x46 <sup>7</sup> / <sub>8</sub> " | 12                | 15/32"                 | Texture                | C227900081               | 100152066 | G473 | U4 P3 E3 C2  |
| 119x119                          | 46 <sup>7</sup> / <sub>8</sub> "x46 <sup>7</sup> / <sub>8</sub> " | 12                | 15/32"                 | Texture                | C228500021               | 100152891 | G481 |              |



STUC

# PIEZAS ESPECIALES/ SPECIAL PIECES

| Color<br>Colour | Pieza<br>Piece | Formato (cm.)<br>Format (inches)                      | Acabado<br>Finish | Código KEA<br>KEA Code | Código SAP<br>SAP Code |
|-----------------|----------------|---|-------------------|------------------------|------------------------|
| White           | Huella         | 29,6x59,4 cm. 11 <sup>5/8</sup> "x23 <sup>3/8</sup> " | Polished          | C220409441             | 100162857 G419         |
| White           | Huella         | 29,6x119 cm. 11 <sup>5/8</sup> "x46 <sup>7/8</sup> "  | Polished          | C225400431             | 100163166 G428         |
| White           | Huella         | 29,6x59,4 cm. 11 <sup>5/8</sup> "x23 <sup>3/8</sup> " | Nature            | C220409241             | 100162848 G435         |
| White           | Huella         | 29,6x119 cm. 11 <sup>5/8</sup> "x46 <sup>7/8</sup> "  | Nature            | C225400411             | 100163172 G424         |
| White           | Huella         | 29,6x59,4 cm. 11 <sup>5/8</sup> "x23 <sup>3/8</sup> " | Texture           | C220409271             | 100162863 G435         |
| White           | Huella         | 29,6x119 cm. 11 <sup>5/8</sup> "x46 <sup>7/8</sup> "  | Texture           | C225400671             | 100163167 G424         |
| Beige           | Huella         | 29,6x59,4 cm. 11 <sup>5/8</sup> "x23 <sup>3/8</sup> " | Polished          | C220409261             | 100162846 G419         |
| Beige           | Huella         | 29,6x119 cm. 11 <sup>5/8</sup> "x46 <sup>7/8</sup> "  | Polished          | C225400521             | 100163173 G428         |
| Beige           | Huella         | 29,6x59,4 cm. 11 <sup>5/8</sup> "x23 <sup>3/8</sup> " | Nature            | C220409291             | 100162845 G435         |
| Beige           | Huella         | 29,6x119 cm. 11 <sup>5/8</sup> "x46 <sup>7/8</sup> "  | Nature            | C225400421             | 100163143 G424         |
| Beige           | Huella         | 29,6x59,4 cm. 11 <sup>5/8</sup> "x23 <sup>3/8</sup> " | Texture           | C220409371             | 100162871 G435         |
| Beige           | Huella         | 29,6x119 cm. 11 <sup>5/8</sup> "x46 <sup>7/8</sup> "  | Texture           | C225400611             | 100163153 G424         |
| Grey            | Huella         | 29,6x59,4 cm. 11 <sup>5/8</sup> "x23 <sup>3/8</sup> " | Polished          | C220409251             | 100162847 G419         |
| Grey            | Huella         | 29,6x119 cm. 11 <sup>5/8</sup> "x46 <sup>7/8</sup> "  | Polished          | C225400681             | 100163222 G428         |
| Grey            | Huella         | 29,6x59,4 cm. 11 <sup>5/8</sup> "x23 <sup>3/8</sup> " | Nature            | C220409491             | 100162855 G435         |
| Grey            | Huella         | 29,6x119 cm. 11 <sup>5/8</sup> "x46 <sup>7/8</sup> "  | Nature            | C225400391             | 100163145 G424         |
| Grey            | Huella         | 29,6x59,4 cm. 11 <sup>5/8</sup> "x23 <sup>3/8</sup> " | Texture           | C220409381             | 100162856 G435         |
| Grey            | Huella         | 29,6x119 cm. 11 <sup>5/8</sup> "x46 <sup>7/8</sup> "  | Texture           | C225400491             | 100163215 G424         |
| Black           | Huella         | 29,6x59,4 cm. 11 <sup>5/8</sup> "x23 <sup>3/8</sup> " | Polished          | C220409311             | 100162862 G419         |
| Black           | Huella         | 29,6x119 cm. 11 <sup>5/8</sup> "x46 <sup>7/8</sup> "  | Polished          | C225400701             | 100163156 G428         |
| Black           | Huella         | 29,6x59,4 cm. 11 <sup>5/8</sup> "x23 <sup>3/8</sup> " | Nature            | C220409351             | 100162872 G435         |
| Black           | Huella         | 29,6x119 cm. 11 <sup>5/8</sup> "x46 <sup>7/8</sup> "  | Nature            | C225400621             | 100163174 G424         |
| Black           | Huella         | 29,6x59,4 cm. 11 <sup>5/8</sup> "x23 <sup>3/8</sup> " | Texture           | C220409481             | 100162873 G435         |
| Black           | Huella         | 29,6x119 cm. 11 <sup>5/8</sup> "x46 <sup>7/8</sup> "  | Texture           | C225400401             | 100163144 G424         |



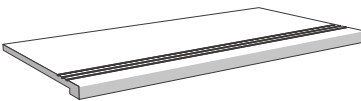
**STUC**  
Huella  
Step Tile

**STUC**  
Zócalo  
Skirting Board



| Color<br>Colour | Pieza<br>Piece | Formato (cm.)<br>Format (inches) | Acabado<br>Finish | Código KEA<br>KEA Code | Código SAP<br>SAP Code |
|-----------------|----------------|----------------------------------|-------------------|------------------------|------------------------|
| White           | Zócalo         | 9x59,4 cm. 3 1/2"x23 1/2"        | Polished          | C223701781             | 100162829 G411         |
| White           | Zócalo         | 9x119 cm. 3 1/2"x35 1/4"         | Polished          | C271900331             | 100162797 G438         |
| White           | Zócalo         | 9x59,4 cm. 3 1/2"x23 1/2"        | Nature            | C223701761             | 100162828 G408         |
| White           | Zócalo         | 9x119 cm. 3 1/2"x35 1/4"         | Nature            | C271900321             | 100162805 G413         |
| White           | Zócalo         | 9x59,4 cm. 3 1/2"x23 1/2"        | Texture           | C223701821             | 100162838 G408         |
| White           | Zócalo         | 9x119 cm. 3 1/2"x35 1/4"         | Texture           | C271900341             | 100162786 G413         |
| Beige           | Zócalo         | 9x59,4 cm. 3 1/2"x23 1/2"        | Polished          | C223701811             | 100162860 G411         |
| Beige           | Zócalo         | 9x119 cm. 3 1/2"x35 1/4"         | Polished          | C271900351             | 100162798 G438         |
| Beige           | Zócalo         | 9x59,4 cm. 3 1/2"x23 1/2"        | Nature            | C223701841             | 100162837 G408         |
| Beige           | Zócalo         | 9x119 cm. 3 1/2"x35 1/4"         | Nature            | C271900311             | 100162815 G413         |
| Beige           | Zócalo         | 9x59,4 cm. 3 1/2"x23 1/2"        | Texture           | C223701791             | 100162861 G408         |
| Beige           | Zócalo         | 9x119 cm. 3 1/2"x35 1/4"         | Texture           | C271900361             | 100162799 G413         |
| Grey            | Zócalo         | 9x59,4 cm. 3 1/2"x23 1/2"        | Polished          | C223701861             | 100162941 G411         |
| Grey            | Zócalo         | 9x119 cm. 3 1/2"x35 1/4"         | Polished          | C271900411             | 100162787 G438         |
| Grey            | Zócalo         | 9x59,4 cm. 3 1/2"x23 1/2"        | Nature            | C223701851             | 100162909 G408         |
| Grey            | Zócalo         | 9x119 cm. 3 1/2"x35 1/4"         | Nature            | C271900401             | 100162821 G413         |
| Grey            | Zócalo         | 9x59,4 cm. 3 1/2"x23 1/2"        | Texture           | C223701871             | 100162951 G408         |
| Grey            | Zócalo         | 9x119 cm. 3 1/2"x35 1/4"         | Texture           | C271900421             | 100162816 G413         |
| Black           | Zócalo         | 9x59,4 cm. 3 1/2"x23 1/2"        | Polished          | C223701771             | 100162839 G411         |
| Black           | Zócalo         | 9x119 cm. 3 1/2"x35 1/4"         | Polished          | C271900381             | 100162807 G438         |
| Black           | Zócalo         | 9x59,4 cm. 3 1/2"x23 1/2"        | Nature            | C223701801             | 100162854 G408         |
| Black           | Zócalo         | 9x119 cm. 3 1/2"x35 1/4"         | Nature            | C271900371             | 100162806 G413         |
| Black           | Zócalo         | 9x59,4 cm. 3 1/2"x23 1/2"        | Texture           | C223701831             | 100162870 G408         |
| Black           | Zócalo         | 9x119 cm. 3 1/2"x35 1/4"         | Texture           | C271900391             | 100162820 G413         |

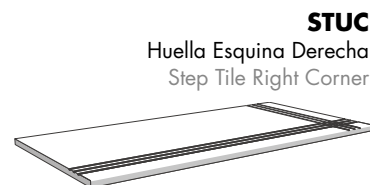
**STUC**  
Peldaño Técnico  
Technical Step Tile



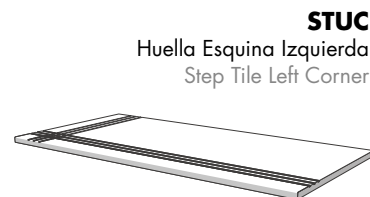
|       |            |                               |          |            |                |
|-------|------------|-------------------------------|----------|------------|----------------|
| White | Peld. Téc. | 29,6x59,4 cm. 11 5/8"x23 3/8" | Polished | C220409911 | 100162990 G426 |
| White | Peld. Téc. | 29,6x119 cm. 11 5/8"x46 7/8"  | Polished | C225400371 | 100162025 G443 |
| White | Peld. Téc. | 29,6x59,4 cm. 11 5/8"x23 3/8" | Nature   | C220409731 | 100162984 G425 |
| White | Peld. Téc. | 29,6x119 cm. 11 5/8"x46 7/8"  | Nature   | C225400241 | 100161982 G434 |
| White | Peld. Téc. | 29,6x59,4 cm. 11 5/8"x23 3/8" | Texture  | C220409701 | 100162978 G425 |
| White | Peld. Téc. | 29,6x119 cm. 11 5/8"x46 7/8"  | Texture  | C225400221 | 100161983 G434 |
| Beige | Peld. Téc. | 29,6x59,4 cm. 11 5/8"x23 3/8" | Polished | C220409591 | 100162979 G426 |
| Beige | Peld. Téc. | 29,6x119 cm. 11 5/8"x46 7/8"  | Polished | C225400341 | 100162043 G443 |
| Beige | Peld. Téc. | 29,6x59,4 cm. 11 5/8"x23 3/8" | Nature   | C220409531 | 100162968 G425 |
| Beige | Peld. Téc. | 29,6x119 cm. 11 5/8"x46 7/8"  | Nature   | C225400171 | 100161949 G434 |
| Beige | Peld. Téc. | 29,6x59,4 cm. 11 5/8"x23 3/8" | Texture  | C220409941 | 100163000 G425 |
| Beige | Peld. Téc. | 29,6x119 cm. 11 5/8"x46 7/8"  | Texture  | C225400131 | 100161976 G434 |
| Grey  | Peld. Téc. | 29,6x59,4 cm. 11 5/8"x23 3/8" | Polished | C220409691 | 100163010 G426 |
| Grey  | Peld. Téc. | 29,6x119 cm. 11 5/8"x46 7/8"  | Polished | C225400361 | 100162024 G443 |
| Grey  | Peld. Téc. | 29,6x59,4 cm. 11 5/8"x23 3/8" | Nature   | C220409611 | 100163001 G425 |
| Grey  | Peld. Téc. | 29,6x119 cm. 11 5/8"x46 7/8"  | Nature   | C225400151 | 100161977 G434 |
| Grey  | Peld. Téc. | 29,6x59,4 cm. 11 5/8"x23 3/8" | Texture  | C220409581 | 100163002 G425 |
| Grey  | Peld. Téc. | 29,6x119 cm. 11 5/8"x46 7/8"  | Texture  | C225400281 | 100161978 G434 |
| Black | Peld. Téc. | 29,6x59,4 cm. 11 5/8"x23 3/8" | Polished | C220409621 | 100162991 G426 |
| Black | Peld. Téc. | 29,6x119 cm. 11 5/8"x46 7/8"  | Polished | C225400351 | 100162053 G443 |
| Black | Peld. Téc. | 29,6x59,4 cm. 11 5/8"x23 3/8" | Nature   | C220409551 | 100162969 G425 |
| Black | Peld. Téc. | 29,6x119 cm. 11 5/8"x46 7/8"  | Nature   | C225400231 | 100161980 G434 |
| Black | Peld. Téc. | 29,6x59,4 cm. 17 1/2"x35 1/4" | Texture  | C220409831 | 100162992 G425 |
| Black | Peld. Téc. | 29,6x119 cm. 17 1/2"x35 1/4"  | Texture  | C225400311 | 100161981 G434 |

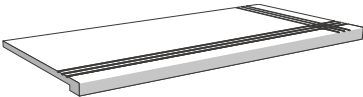
# PIEZAS ESPECIALES/ SPECIAL PIECES

| Color<br>Colour | Pieza<br>Piece   | Formato (cm.)<br>Format (inches)                      | Acabado<br>Finish | Código KEA<br>KEA Code | Código SAP<br>SAP Code |
|-----------------|------------------|---|-------------------|------------------------|------------------------|
| White           | Huella Esq. Der. | 29,6x59,4 cm. 11 <sup>5/8</sup> "x23 <sup>3/8</sup> " | Polished          | C220409411             | 100162877 G431         |
| White           | Huella Esq. Der. | 29,6x119 cm. 11 <sup>5/8</sup> "x46 <sup>7/8</sup> "  | Polished          | C225400511             | 100163183 G429         |
| White           | Huella Esq. Der. | 29,6x59,4 cm. 11 <sup>5/8</sup> "x23 <sup>3/8</sup> " | Nature            | C220409281             | 100162849 G418         |
| White           | Huella Esq. Der. | 29,6x119 cm. 11 <sup>5/8</sup> "x46 <sup>7/8</sup> "  | Nature            | C225400711             | 100163182 G436         |
| White           | Huella Esq. Der. | 29,6x59,4 cm. 11 <sup>5/8</sup> "x23 <sup>3/8</sup> " | Texture           | C220409401             | 100162879 G418         |
| White           | Huella Esq. Der. | 29,6x119 cm. 11 <sup>5/8</sup> "x46 <sup>7/8</sup> "  | Texture           | C225400531             | 100163159 G436         |
| Beige           | Huella Esq. Der. | 29,6x59,4 cm. 11 <sup>5/8</sup> "x23 <sup>3/8</sup> " | Polished          | C220409301             | 100162859 G431         |
| Beige           | Huella Esq. Der. | 29,6x119 cm. 11 <sup>5/8</sup> "x46 <sup>7/8</sup> "  | Polished          | C225400451             | 100163169 G429         |
| Beige           | Huella Esq. Der. | 29,6x59,4 cm. 11 <sup>5/8</sup> "x23 <sup>3/8</sup> " | Nature            | C220409391             | 100162858 G418         |
| Beige           | Huella Esq. Der. | 29,6x119 cm. 11 <sup>5/8</sup> "x46 <sup>7/8</sup> "  | Nature            | C225400541             | 100163168 G436         |
| Beige           | Huella Esq. Der. | 29,6x59,4 cm. 11 <sup>5/8</sup> "x23 <sup>3/8</sup> " | Texture           | C220409451             | 100162864 G418         |
| Beige           | Huella Esq. Der. | 29,6x119 cm. 11 <sup>5/8</sup> "x46 <sup>7/8</sup> "  | Texture           | C225400571             | 100163180 G436         |
| Grey            | Huella Esq. Der. | 29,6x59,4 cm. 11 <sup>5/8</sup> "x23 <sup>3/8</sup> " | Polished          | C220409361             | 100162881 G431         |
| Grey            | Huella Esq. Der. | 29,6x119 cm. 11 <sup>5/8</sup> "x46 <sup>7/8</sup> "  | Polished          | C225400651             | 100163181 G429         |
| Grey            | Huella Esq. Der. | 29,6x59,4 cm. 11 <sup>5/8</sup> "x23 <sup>3/8</sup> " | Nature            | C220409331             | 100162875 G418         |
| Grey            | Huella Esq. Der. | 29,6x119 cm. 11 <sup>5/8</sup> "x46 <sup>7/8</sup> "  | Nature            | C225400461             | 100163177 G436         |
| Grey            | Huella Esq. Der. | 29,6x59,4 cm. 11 <sup>5/8</sup> "x23 <sup>3/8</sup> " | Texture           | C220409321             | 100162866 G418         |
| Grey            | Huella Esq. Der. | 29,6x119 cm. 11 <sup>5/8</sup> "x46 <sup>7/8</sup> "  | Texture           | C225400381             | 100163146 G436         |
| Black           | Huella Esq. Der. | 29,6x59,4 cm. 11 <sup>5/8</sup> "x23 <sup>3/8</sup> " | Polished          | C220409341             | 100162880 G431         |
| Black           | Huella Esq. Der. | 29,6x119 cm. 11 <sup>5/8</sup> "x46 <sup>7/8</sup> "  | Polished          | C225400471             | 100163158 G429         |
| Black           | Huella Esq. Der. | 29,6x59,4 cm. 11 <sup>5/8</sup> "x23 <sup>3/8</sup> " | Nature            | C220409511             | 100162865 G418         |
| Black           | Huella Esq. Der. | 29,6x119 cm. 11 <sup>5/8</sup> "x46 <sup>7/8</sup> "  | Nature            | C225400561             | 100163157 G436         |
| Black           | Huella Esq. Der. | 29,6x59,4 cm. 11 <sup>5/8</sup> "x23 <sup>3/8</sup> " | Texture           | C220409421             | 100162874 G418         |
| Black           | Huella Esq. Der. | 29,6x119 cm. 11 <sup>5/8</sup> "x46 <sup>7/8</sup> "  | Texture           | C225400721             | 100163176 G436         |



|       |                  |   |          |            |                |
|-------|------------------|---|----------|------------|----------------|
| White | Huella Esq. Izq. | 29,6x59,4 cm. 11 <sup>5/8</sup> "x23 <sup>3/8</sup> " | Polished | C220409541 | 100162931 G431 |
| White | Huella Esq. Izq. | 29,6x119 cm. 11 <sup>5/8</sup> "x46 <sup>7/8</sup> "  | Polished | C225400481 | 100163211 G429 |
| White | Huella Esq. Izq. | 29,6x59,4 cm. 11 <sup>5/8</sup> "x23 <sup>3/8</sup> " | Nature   | C220409521 | 100162922 G418 |
| White | Huella Esq. Izq. | 29,6x119 cm. 11 <sup>5/8</sup> "x46 <sup>7/8</sup> "  | Nature   | C225400581 | 100163210 G436 |
| White | Huella Esq. Izq. | 29,6x59,4 cm. 11 <sup>5/8</sup> "x23 <sup>3/8</sup> " | Texture  | C220409601 | 100162924 G418 |
| White | Huella Esq. Izq. | 29,6x119 cm. 11 <sup>5/8</sup> "x46 <sup>7/8</sup> "  | Texture  | C225400601 | 100163186 G436 |
| Beige | Huella Esq. Izq. | 29,6x59,4 cm. 11 <sup>5/8</sup> "x23 <sup>3/8</sup> " | Polished | C220409801 | 100162920 G431 |
| Beige | Huella Esq. Izq. | 29,6x119 cm. 11 <sup>5/8</sup> "x46 <sup>7/8</sup> "  | Polished | C225400631 | 100163147 G429 |
| Beige | Huella Esq. Izq. | 29,6x59,4 cm. 11 <sup>5/8</sup> "x23 <sup>3/8</sup> " | Nature   | C220409721 | 100162910 G418 |
| Beige | Huella Esq. Izq. | 29,6x119 cm. 11 <sup>5/8</sup> "x46 <sup>7/8</sup> "  | Nature   | C225400501 | 100163178 G436 |
| Beige | Huella Esq. Izq. | 29,6x59,4 cm. 11 <sup>5/8</sup> "x23 <sup>3/8</sup> " | Texture  | C220409841 | 100162921 G418 |
| Beige | Huella Esq. Izq. | 29,6x119 cm. 11 <sup>5/8</sup> "x46 <sup>7/8</sup> "  | Texture  | C225400731 | 100163179 G436 |
| Grey  | Huella Esq. Izq. | 29,6x59,4 cm. 11 <sup>5/8</sup> "x23 <sup>3/8</sup> " | Polished | C220409431 | 100162902 G431 |
| Grey  | Huella Esq. Izq. | 29,6x119 cm. 11 <sup>5/8</sup> "x46 <sup>7/8</sup> "  | Polished | C225400661 | 100163185 G429 |
| Grey  | Huella Esq. Izq. | 29,6x59,4 cm. 11 <sup>5/8</sup> "x23 <sup>3/8</sup> " | Nature   | C220409501 | 100162898 G418 |
| Grey  | Huella Esq. Izq. | 29,6x119 cm. 11 <sup>5/8</sup> "x46 <sup>7/8</sup> "  | Nature   | C225400441 | 100163200 G436 |
| Grey  | Huella Esq. Izq. | 29,6x59,4 cm. 11 <sup>5/8</sup> "x23 <sup>3/8</sup> " | Texture  | C220409461 | 100162899 G418 |
| Grey  | Huella Esq. Izq. | 29,6x119 cm. 11 <sup>5/8</sup> "x46 <sup>7/8</sup> "  | Texture  | C225400591 | 100163193 G436 |
| Black | Huella Esq. Izq. | 29,6x59,4 cm. 11 <sup>5/8</sup> "x23 <sup>3/8</sup> " | Polished | C220409471 | 100162895 G431 |
| Black | Huella Esq. Izq. | 29,6x119 cm. 11 <sup>5/8</sup> "x46 <sup>7/8</sup> "  | Polished | C225400691 | 100163191 G429 |
| Black | Huella Esq. Izq. | 29,6x59,4 cm. 11 <sup>5/8</sup> "x23 <sup>3/8</sup> " | Nature   | C220409641 | 100162912 G418 |
| Black | Huella Esq. Izq. | 29,6x119 cm. 11 <sup>5/8</sup> "x46 <sup>7/8</sup> "  | Nature   | C225400641 | 100163190 G436 |
| Black | Huella Esq. Izq. | 29,6x59,4 cm. 11 <sup>5/8</sup> "x23 <sup>3/8</sup> " | Texture  | C220409871 | 100162914 G418 |
| Black | Huella Esq. Izq. | 29,6x119 cm. 11 <sup>5/8</sup> "x46 <sup>7/8</sup> "  | Texture  | C225400551 | 100163149 G436 |



|  | Color<br>Colour             | Pieza<br>Piece  | Formato (cm.)<br>Format (inches)  | Acabado<br>Finish | Código KEA<br>KEA Code | Código SAP<br>SAP Code |      |
|--|-----------------------------|---|---|-------------------|------------------------|------------------------|------|
| <b>STUC</b><br>Peldaño Técnico Esquina Derecha<br>Technical Step Tile Right Corner<br> | White                       | <i>Peld. Téc. Esq. Der.</i>   | 29,6x59,4 cm. 11 <sup>5</sup> / <sub>8</sub> "x23 <sup>3</sup> / <sub>8</sub> " | Polished          | C220409711             | 100162988              | G447 |
|  | White                       | <i>Peld. Téc. Esq. Der.</i>   | 29,6x119 cm. 11 <sup>5</sup> / <sub>8</sub> "x46 <sup>7</sup> / <sub>8</sub> "  | Polished          | C225400051             | 100162050              | G448 |
|  | White                       | <i>Peld. Téc. Esq. Der.</i>   | 29,6x59,4 cm. 11 <sup>5</sup> / <sub>8</sub> "x23 <sup>3</sup> / <sub>8</sub> " | Nature            | C220409931             | 100163005              | G430 |
|  | White                       | <i>Peld. Téc. Esq. Der.</i>   | 29,6x119 cm. 11 <sup>5</sup> / <sub>8</sub> "x46 <sup>7</sup> / <sub>8</sub> "  | Nature            | C225400291             | 100161995              | G441 |
|  | White                       | <i>Peld. Téc. Esq. Der.</i>   | 29,6x59,4 cm. 11 <sup>5</sup> / <sub>8</sub> "x23 <sup>3</sup> / <sub>8</sub> " | Texture           | C220409811             | 100163016              | G430 |
|  | White                       | <i>Peld. Téc. Esq. Der.</i>   | 29,6x119 cm. 11 <sup>5</sup> / <sub>8</sub> "x46 <sup>7</sup> / <sub>8</sub> "  | Texture           | C225400321             | 100161986              | G441 |
|  | Beige                       | <i>Peld. Téc. Esq. Der.</i>   | 29,6x59,4 cm. 11 <sup>5</sup> / <sub>8</sub> "x23 <sup>3</sup> / <sub>8</sub> " | Polished          | C220409881             | 100163017              | G447 |
|  | Beige                       | <i>Peld. Téc. Esq. Der.</i>   | 29,6x119 cm. 11 <sup>5</sup> / <sub>8</sub> "x46 <sup>7</sup> / <sub>8</sub> "  | Polished          | C225400021             | 100162020              | G448 |
|  | Beige                       | <i>Peld. Téc. Esq. Der.</i>   | 29,6x59,4 cm. 11 <sup>5</sup> / <sub>8</sub> "x23 <sup>3</sup> / <sub>8</sub> " | Nature            | C220409891             | 100162987              | G430 |
|  | Beige                       | <i>Peld. Téc. Esq. Der.</i>   | 29,6x119 cm. 11 <sup>5</sup> / <sub>8</sub> "x46 <sup>7</sup> / <sub>8</sub> "  | Nature            | C225400331             | 100162011              | G441 |
|  | Beige                       | <i>Peld. Téc. Esq. Der.</i>   | 29,6x59,4 cm. 11 <sup>5</sup> / <sub>8</sub> "x23 <sup>3</sup> / <sub>8</sub> " | Texture           | C220409781             | 100163033              | G430 |
|  | Beige                       | <i>Peld. Téc. Esq. Der.</i>   | 29,6x119 cm. 11 <sup>5</sup> / <sub>8</sub> "x46 <sup>7</sup> / <sub>8</sub> "  | Texture           | C225400271             | 100161992              | G441 |
|  | Grey                        | <i>Peld. Téc. Esq. Der.</i>   | 29,6x59,4 cm. 11 <sup>5</sup> / <sub>8</sub> "x23 <sup>3</sup> / <sub>8</sub> " | Polished          | C220409661             | 100163025              | G447 |
|  | Grey                        | <i>Peld. Téc. Esq. Der.</i>   | 29,6x119 cm. 11 <sup>5</sup> / <sub>8</sub> "x46 <sup>7</sup> / <sub>8</sub> "  | Polished          | C225400041             | 100162040              | G448 |
|  | Grey                        | <i>Peld. Téc. Esq. Der.</i>   | 29,6x59,4 cm. 11 <sup>5</sup> / <sub>8</sub> "x23 <sup>3</sup> / <sub>8</sub> " | Nature            | C220409571             | 100163044              | G430 |
|  | Grey                        | <i>Peld. Téc. Esq. Der.</i>   | 29,6x119 cm. 11 <sup>5</sup> / <sub>8</sub> "x46 <sup>7</sup> / <sub>8</sub> "  | Nature            | C225400141             | 100161994              | G441 |
|  | Grey                        | <i>Peld. Téc. Esq. Der.</i>   | 29,6x59,4 cm. 11 <sup>5</sup> / <sub>8</sub> "x23 <sup>3</sup> / <sub>8</sub> " | Texture           | C220409631             | 100163026              | G430 |
|  | Grey                        | <i>Peld. Téc. Esq. Der.</i>   | 29,6x119 cm. 11 <sup>5</sup> / <sub>8</sub> "x46 <sup>7</sup> / <sub>8</sub> "  | Texture           | C225400251             | 100162013              | G441 |
|  | Black                       | <i>Peld. Téc. Esq. Der.</i>   | 29,6x59,4 cm. 11 <sup>5</sup> / <sub>8</sub> "x23 <sup>3</sup> / <sub>8</sub> " | Polished          | C220409951             | 100163050              | G447 |
|  | Black                       | <i>Peld. Téc. Esq. Der.</i>   | 29,6x119 cm. 11 <sup>5</sup> / <sub>8</sub> "x46 <sup>7</sup> / <sub>8</sub> "  | Polished          | C225400031             | 100162030              | G448 |
| Black  | <i>Peld. Téc. Esq. Der.</i> | 29,6x59,4 cm. 11 <sup>5</sup> / <sub>8</sub> "x23 <sup>3</sup> / <sub>8</sub> " | Nature  | C220409921        | 100163009              | G430                   |      |
| Black  | <i>Peld. Téc. Esq. Der.</i> | 29,6x119 cm. 11 <sup>5</sup> / <sub>8</sub> "x46 <sup>7</sup> / <sub>8</sub> "  | Nature  | C225400161        | 100162012              | G441                   |      |
| Black  | <i>Peld. Téc. Esq. Der.</i> | 29,6x59,4 cm. 11 <sup>5</sup> / <sub>8</sub> "x23 <sup>3</sup> / <sub>8</sub> " | Texture   | C220409771        | 100163035              | G430                   |      |
| Black  | <i>Peld. Téc. Esq. Der.</i> | 29,6x119 cm. 11 <sup>5</sup> / <sub>8</sub> "x46 <sup>7</sup> / <sub>8</sub> "  | Texture   | C225400201        | 100161993              | G441                   |      |

|   |                             |   |   |            |            |           |      |
|---|-----------------------------|---|---|------------|------------|-----------|------|
| <b>STUC</b><br>Peldaño Técnico Esquina Izquierda<br>Technical Step Tile Left Corner<br> | White                       | <i>Peld. Téc. Esq. Izq.</i>   | 29,6x59,4 cm. 11 <sup>5</sup> / <sub>8</sub> "x23 <sup>3</sup> / <sub>8</sub> " | Polished   | C220409901 | 100163008 | G447 |
|   | White                       | <i>Peld. Téc. Esq. Izq.</i>   | 29,6x119 cm. 11 <sup>5</sup> / <sub>8</sub> "x46 <sup>7</sup> / <sub>8</sub> "  | Polished   | C225400091 | 100162032 | G448 |
|   | White                       | <i>Peld. Téc. Esq. Izq.</i>   | 29,6x59,4 cm. 11 <sup>5</sup> / <sub>8</sub> "x23 <sup>3</sup> / <sub>8</sub> " | Nature     | C220409851 | 100163040 | G430 |
|   | White                       | <i>Peld. Téc. Esq. Izq.</i>   | 29,6x119 cm. 11 <sup>5</sup> / <sub>8</sub> "x46 <sup>7</sup> / <sub>8</sub> "  | Nature     | C225400101 | 100161968 | G441 |
|   | White                       | <i>Peld. Téc. Esq. Izq.</i>   | 29,6x59,4 cm. 11 <sup>5</sup> / <sub>8</sub> "x23 <sup>3</sup> / <sub>8</sub> " | Texture    | C220409861 | 100163023 | G430 |
|   | White                       | <i>Peld. Téc. Esq. Izq.</i>   | 29,6x119 cm. 11 <sup>5</sup> / <sub>8</sub> "x46 <sup>7</sup> / <sub>8</sub> "  | Texture    | C225400121 | 100161969 | G441 |
|   | Beige                       | <i>Peld. Téc. Esq. Izq.</i>   | 29,6x59,4 cm. 11 <sup>5</sup> / <sub>8</sub> "x23 <sup>3</sup> / <sub>8</sub> " | Polished   | C220409821 | 100162989 | G447 |
|   | Beige                       | <i>Peld. Téc. Esq. Izq.</i>   | 29,6x119 cm. 11 <sup>5</sup> / <sub>8</sub> "x46 <sup>7</sup> / <sub>8</sub> "  | Polished   | C225400061 | 100162031 | G448 |
|   | Beige                       | <i>Peld. Téc. Esq. Izq.</i>   | 29,6x59,4 cm. 11 <sup>5</sup> / <sub>8</sub> "x23 <sup>3</sup> / <sub>8</sub> " | Nature     | C220409681 | 100162997 | G430 |
|   | Beige                       | <i>Peld. Téc. Esq. Izq.</i>   | 29,6x119 cm. 11 <sup>5</sup> / <sub>8</sub> "x46 <sup>7</sup> / <sub>8</sub> "  | Nature     | C225400211 | 100161984 | G441 |
|   | Beige                       | <i>Peld. Téc. Esq. Izq.</i>   | 29,6x59,4 cm. 11 <sup>5</sup> / <sub>8</sub> "x23 <sup>3</sup> / <sub>8</sub> " | Texture    | C220409741 | 100162998 | G430 |
|   | Beige                       | <i>Peld. Téc. Esq. Izq.</i>   | 29,6x119 cm. 11 <sup>5</sup> / <sub>8</sub> "x46 <sup>7</sup> / <sub>8</sub> "  | Texture    | C225400181 | 100161991 | G441 |
|   | Grey                        | <i>Peld. Téc. Esq. Izq.</i>   | 29,6x59,4 cm. 11 <sup>5</sup> / <sub>8</sub> "x23 <sup>3</sup> / <sub>8</sub> " | Polished   | C220409561 | 100163022 | G447 |
|   | Grey                        | <i>Peld. Téc. Esq. Izq.</i>   | 29,6x119 cm. 11 <sup>5</sup> / <sub>8</sub> "x46 <sup>7</sup> / <sub>8</sub> "  | Polished   | C225400081 | 100162022 | G448 |
|   | Grey                        | <i>Peld. Téc. Esq. Izq.</i>   | 29,6x59,4 cm. 11 <sup>5</sup> / <sub>8</sub> "x23 <sup>3</sup> / <sub>8</sub> " | Nature     | C220409751 | 100163021 | G430 |
|   | Grey                        | <i>Peld. Téc. Esq. Izq.</i>   | 29,6x119 cm. 11 <sup>5</sup> / <sub>8</sub> "x46 <sup>7</sup> / <sub>8</sub> "  | Nature     | C225400111 | 100162000 | G441 |
|   | Grey                        | <i>Peld. Téc. Esq. Izq.</i>   | 29,6x59,4 cm. 11 <sup>5</sup> / <sub>8</sub> "x23 <sup>3</sup> / <sub>8</sub> " | Texture    | C220409671 | 100163019 | G430 |
|   | Grey                        | <i>Peld. Téc. Esq. Izq.</i>   | 29,6x119 cm. 11 <sup>5</sup> / <sub>8</sub> "x46 <sup>7</sup> / <sub>8</sub> "  | Texture    | C225400261 | 100162001 | G441 |
|   | Black                       | <i>Peld. Téc. Esq. Izq.</i>   | 29,6x59,4 cm. 11 <sup>5</sup> / <sub>8</sub> "x23 <sup>3</sup> / <sub>8</sub> " | Polished   | C220409791 | 100163020 | G447 |
|   | Black                       | <i>Peld. Téc. Esq. Izq.</i>   | 29,6x119 cm. 11 <sup>5</sup> / <sub>8</sub> "x46 <sup>7</sup> / <sub>8</sub> "  | Polished   | C225400071 | 100162021 | G448 |
| Black   | <i>Peld. Téc. Esq. Izq.</i> | 29,6x59,4 cm. 11 <sup>5</sup> / <sub>8</sub> "x23 <sup>3</sup> / <sub>8</sub> " | Nature  | C220409761 | 100163006  | G430      |      |
| Black   | <i>Peld. Téc. Esq. Izq.</i> | 29,6x119 cm. 11 <sup>5</sup> / <sub>8</sub> "x46 <sup>7</sup> / <sub>8</sub> "  | Nature  | C225400191 | 100161967  | G441      |      |
| Black   | <i>Peld. Téc. Esq. Izq.</i> | 29,6x59,4 cm. 17 <sup>1</sup> / <sub>2</sub> "x35 <sup>1</sup> / <sub>4</sub> " | Texture   | C220409651 | 100163007  | G430      |      |
| Black   | <i>Peld. Téc. Esq. Izq.</i> | 29,6x119 cm. 17 <sup>1</sup> / <sub>2</sub> "x35 <sup>1</sup> / <sub>4</sub> "  | Texture   | C225400301 | 100161979  | G441      |      |








# THAIS



**ANTISLIP R11B****NATURE R10B****THAIS BEIGE**

| <b>Formato (cm.)</b><br>Format (inches)            | <b>Espesor (mm.)</b><br>Thickness (inches) | <b>Acabado</b><br>Finish | <b>Código KEA</b><br>KEA Code | <b>Código SAP</b><br>SAP Code | <b>Valor UPEC</b><br>UPEC Value |
|--|--|--------------------------|-------------------------------|-------------------------------|---------------------------------|
| 40x40      15 <sup>3/4</sup> "x15 <sup>3/4</sup> " | 10,4    7/16"                              | Nature                   | C224404741                    | 100121221    G450             | U4 P4+ E3 C2                    |
| 40x40      15 <sup>3/4</sup> "x15 <sup>3/4</sup> " | 10,4    7/16"                              | Antislip                 | C224404651                    | 100120205    G450             | U4 P4+ E3 C2                    |



**NATURE R10B**


**ANTISLIP R11B**



### THAIS GREY

| Formato (cm.)<br>Format (inches)   | Espesor (mm.)<br>Thickness (inches) | Acabado<br>Finish | Código KEA<br>KEA Code | Código SAP<br>SAP Code | Valor UPEC<br>UPEC Value |
|--|-------------------------------------|-------------------|------------------------|------------------------|--------------------------|
| 40x40<br>15 <sup>3</sup> / <sub>4</sub> "x15 <sup>3</sup> / <sub>4</sub> " | 10,4<br>7/16"                       | Nature            | C224404731             | 100121223 G450         | U4 P4+ E3 C2             |
| 40x40<br>15 <sup>3</sup> / <sub>4</sub> "x15 <sup>3</sup> / <sub>4</sub> " | 10,4<br>7/16"                       | Antislip          | C224404721             | 100121222 G450         | U4 P4+ E3 C2             |



**ANTISLIP R11B****NATURE R10B****THAIS BLACK**

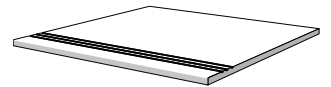
| <b>Formato (cm.)</b><br>Format (inches)          | <b>Espesor (mm.)</b><br>Thickness (inches) | <b>Acabado</b><br>Finish | <b>Código KEA</b><br>KEA Code | <b>Código SAP</b><br>SAP Code | <b>Valor UPEC</b><br>UPEC Value |
|--|--|--------------------------|-------------------------------|-------------------------------|---------------------------------|
| 40x40    15 <sup>3/4</sup> "x15 <sup>3/4</sup> " | 10,4    7/16"                              | Nature                   | C224404631                    | 100119626    G452             | U4 P4+ E3 C2                    |
| 40x40    15 <sup>3/4</sup> "x15 <sup>3/4</sup> " | 10,4    7/16"                              | Antislip                 | C224404641                    | 100119625    G452             | U4 P4+ E3 C2                    |



# PIEZAS ESPECIALES/ SPECIAL PIECES

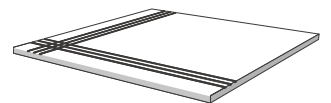
| Color<br>Colour | Pieza<br>Piece | Formato (cm.)<br>Format (inches) | Acabado<br>Finish   | Código KEA<br>KEA Code | Código SAP<br>SAP Code    |
|-----------------|----------------|----------------------------------|---|------------------------|---------------------------|
| Beige           | Huella         | 40x40                            | 15 <sup>3</sup> / <sub>4</sub> "x15 <sup>3</sup> / <sub>4</sub> " | Nature                 | C228308631 100164932 G413 |
| Beige           | Huella         | 40x40                            | 15 <sup>3</sup> / <sub>4</sub> "x15 <sup>3</sup> / <sub>4</sub> " | Antislip               | C228308621 100164931 G413 |
| Grey            | Huella         | 40x40                            | 15 <sup>3</sup> / <sub>4</sub> "x15 <sup>3</sup> / <sub>4</sub> " | Nature                 | C228308671 100164949 G413 |
| Grey            | Huella         | 40x40                            | 15 <sup>3</sup> / <sub>4</sub> "x15 <sup>3</sup> / <sub>4</sub> " | Antislip               | C228308661 100164929 G413 |
| Black           | Huella         | 40x40                            | 15 <sup>3</sup> / <sub>4</sub> "x15 <sup>3</sup> / <sub>4</sub> " | Nature                 | C228308651 100164944 G413 |
| Black           | Huella         | 40x40                            | 15 <sup>3</sup> / <sub>4</sub> "x15 <sup>3</sup> / <sub>4</sub> " | Antislip               | C228308361 100103535 G413 |

**THAIS**  
Huella  
Step Tile



|       |                |       |   |          |                           |
|-------|----------------|-------|---|----------|---------------------------|
| Beige | Huella Esquina | 40x40 | 15 <sup>3</sup> / <sub>4</sub> "x15 <sup>3</sup> / <sub>4</sub> " | Nature   | C228308281 100103415 G414 |
| Beige | Huella Esquina | 40x40 | 15 <sup>3</sup> / <sub>4</sub> "x15 <sup>3</sup> / <sub>4</sub> " | Antislip | C228308341 100103414 G414 |
| Grey  | Huella Esquina | 40x40 | 15 <sup>3</sup> / <sub>4</sub> "x15 <sup>3</sup> / <sub>4</sub> " | Nature   | C228308381 100103419 G414 |
| Grey  | Huella Esquina | 40x40 | 15 <sup>3</sup> / <sub>4</sub> "x15 <sup>3</sup> / <sub>4</sub> " | Antislip | C228308311 100103418 G414 |
| Black | Huella Esquina | 40x40 | 15 <sup>3</sup> / <sub>4</sub> "x15 <sup>3</sup> / <sub>4</sub> " | Nature   | C228308251 100103417 G414 |
| Black | Huella Esquina | 40x40 | 15 <sup>3</sup> / <sub>4</sub> "x15 <sup>3</sup> / <sub>4</sub> " | Antislip | C228308371 100103416 G414 |

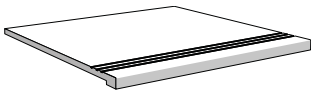
**THAIS**  
Huella Esquina  
Step Tile Corner



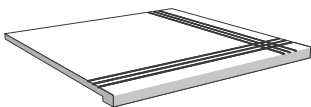
|  | Color<br>Colour | Pieza<br>Piece | Formato (cm.)<br>Format (inches) |                  | Acabado<br>Finish | Código KEA<br>KEA Code | Código SAP<br>SAP Code |      |
|--|-----------------|----------------|----------------------------------|------------------|-------------------|------------------------|------------------------|------|
| <b>THAIS</b><br>Zócalo<br>Skirting Board | Beige           | Zócalo         | 9x40 cm.                         | 3 1/2" x 15 3/4" | Nature            | C229102191             | 100103408              | G401 |
|  | Grey            | Zócalo         | 9x40 cm.                         | 3 1/2" x 15 3/4" | Nature            | C229102111             | 100102282              | G401 |
|  | Black           | Zócalo         | 9x40 cm.                         | 3 1/2" x 15 3/4" | Nature            | C229102151             | 100103410              | G401 |



|  |       |            |       |                   |          |            |           |      |
|--|-------|------------|-------|-------------------|----------|------------|-----------|------|
| <b>THAIS</b><br>Peldaño Técnico<br>Technical Step Tile | Beige | Peld. Téc. | 40x40 | 15 3/4" x 15 3/4" | Nature   | C228308211 | 100103402 | G420 |
|  | Beige | Peld. Téc. | 40x40 | 15 3/4" x 15 3/4" | Antislip | C228308191 | 100103401 | G420 |
|  | Grey  | Peld. Téc. | 40x40 | 15 3/4" x 15 3/4" | Nature   | C228308231 | 100103406 | G420 |
|  | Grey  | Peld. Téc. | 40x40 | 15 3/4" x 15 3/4" | Antislip | C228308261 | 100103405 | G420 |
|  | Black | Peld. Téc. | 40x40 | 15 3/4" x 15 3/4" | Nature   | C228308221 | 100103404 | G420 |
|  | Black | Peld. Téc. | 40x40 | 15 3/4" x 15 3/4" | Antislip | C228308241 | 100103403 | G420 |



|   |       |                 |       |                   |          |            |           |      |
|---|-------|-----------------|-------|-------------------|----------|------------|-----------|------|
| <b>THAIS</b><br>Peldaño Técnico Esquina<br>Technical Step Tile Corner | Beige | Peld. Téc. Esq. | 40x40 | 15 3/4" x 15 3/4" | Nature   | C228308331 | 100103399 | G427 |
|   | Beige | Peld. Téc. Esq. | 40x40 | 15 3/4" x 15 3/4" | Antislip | C228308201 | 100103398 | G427 |
|   | Grey  | Peld. Téc. Esq. | 40x40 | 15 3/4" x 15 3/4" | Nature   | C228308301 | 100103425 | G427 |
|   | Grey  | Peld. Téc. Esq. | 40x40 | 15 3/4" x 15 3/4" | Antislip | C228308411 | 100103424 | G427 |
|   | Black | Peld. Téc. Esq. | 40x40 | 15 3/4" x 15 3/4" | Nature   | C228308351 | 100103400 | G427 |
|   | Black | Peld. Téc. Esq. | 40x40 | 15 3/4" x 15 3/4" | Antislip | C228308321 | 100103423 | G427 |








TOWN White Polished 59,6x59,6 cm.



# TOWN



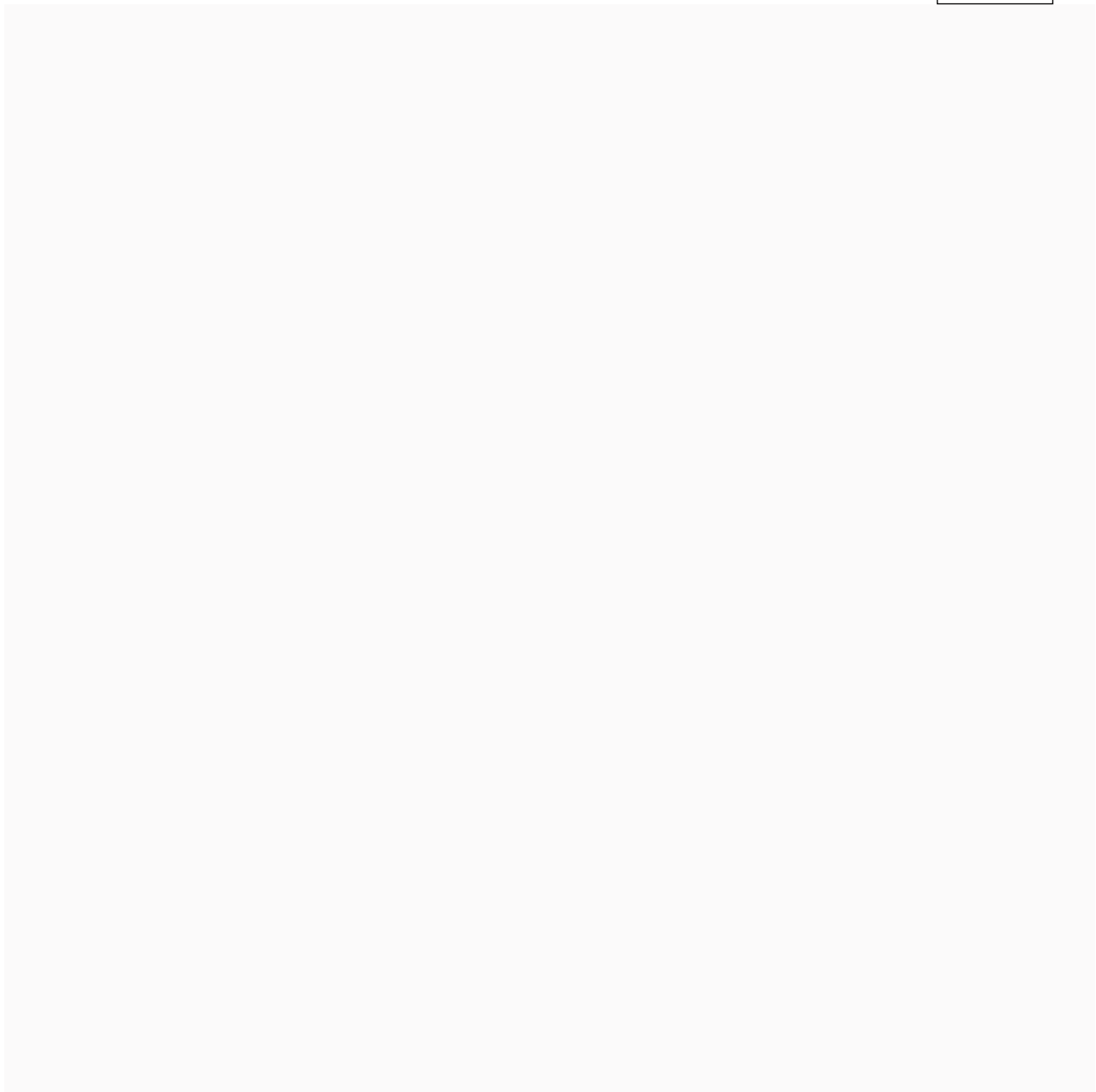
### MOSAICO TOWN EXTREME WHITE/COSMOS

| Formato (cm.)<br>Format (inches)   | Espesor (mm.)<br>Thickness (inches) | Acabado<br>Finish | Código KEA<br>KEA Code | Código SAP<br>SAP Code |
|--|-------------------------------------|-------------------|------------------------|------------------------|
| 29,7x29,7* 11 <sup>3</sup> / <sub>4</sub> "x11 <sup>3</sup> / <sub>4</sub> " | 9,5 3/8"                            | Polished          | C229998101             | 100149170 G490         |

\*Tamaño de la tesela: 5x5 cm. · \*Piece Size: 2"x2"




POLISHED



### TOWN EXTREME WHITE

| Formato (cm.)<br>Format (inches)                     | Espesor (mm.)<br>Thickness (inches) | Acabado<br>Finish | Código KEA<br>KEA Code | Código SAP<br>SAP Code |
|--|-------------------------------------|-------------------|------------------------|------------------------|
| 29,7x59,6    11 <sup>3/4</sup> "x23 <sup>1/2</sup> " | 9,5    3/8"                         | Polished          | C220400611             | 100143146    G473      |
| 59,6x59,6    23 <sup>1/2</sup> "x23 <sup>1/2</sup> " | 9,5    3/8"                         | Polished          | C226000741             | 100143147    G481      |



**NATURE R9****POLISHED**

### MOSAICO TOWN WHITE

| Formato (cm.)<br>Format (inches)   | Espesor (mm.)<br>Thickness (inches) | Acabado<br>Finish | Código KEA<br>KEA Code | Código SAP<br>SAP Code |
|--|-------------------------------------|-------------------|------------------------|------------------------|
| 29,7x29,7* 11 <sup>3</sup> / <sub>4</sub> "x11 <sup>3</sup> / <sub>4</sub> " | 9,5 3/8"                            | Polished          | C229998071             | 100149157 G470         |
| 29,7x29,7* 11 <sup>3</sup> / <sub>4</sub> "x11 <sup>3</sup> / <sub>4</sub> " | 10,4 7/16"                          | Nature            | C229998231             | 100149173 G470         |

\*Tamaño de la tesela: 5x5 cm. · \*Piece Size: 2"x2"




**POLISHED****LAPPATO R9****NATURE R9****TOWN WHITE**

| Formato (cm.)<br>Format (inches)   | Espesor (mm.)<br>Thickness (inches) | Acabado<br>Finish | Código KEA<br>KEA Code | Código SAP<br>SAP Code | Valor UPEC<br>UPEC Value |
|--|-------------------------------------|-------------------|------------------------|------------------------|--------------------------|
| 29,7x59,6    11 <sup>3</sup> / <sub>4</sub> "x23 <sup>1</sup> / <sub>2</sub> " | 9,5    3/8"                         | Polished          | C220400301             | 100143073              | G485                     |
| 59,6x59,6    23 <sup>1</sup> / <sub>2</sub> "x23 <sup>1</sup> / <sub>2</sub> " | 9,5    3/8"                         | Polished          | C226000541             | 100143072              | G482                     |
| 44,6x89,5    17 <sup>3</sup> / <sub>4</sub> "x35 <sup>1</sup> / <sub>4</sub> " | 10    3/8"                          | Polished          | C225700121             | 100143470              | G469                     |
| 89,5x89,5    35 <sup>1</sup> / <sub>4</sub> "x35 <sup>1</sup> / <sub>4</sub> " | 10    3/8"                          | Polished          | C229999081             | 100139045              | G469                     |
| 29,7x59,6    11 <sup>3</sup> / <sub>4</sub> "x23 <sup>1</sup> / <sub>2</sub> " | 10,4    7/16"                       | Lappato           | C220400481             | 100143259              | G457                     |
| 59,6x59,6    23 <sup>1</sup> / <sub>2</sub> "x23 <sup>1</sup> / <sub>2</sub> " | 10,4    7/16"                       | Lappato           | C226000841             | 100143261              | G472    U4 P4+E3 C2      |
| 29,7x59,6    11 <sup>3</sup> / <sub>4</sub> "x23 <sup>1</sup> / <sub>2</sub> " | 10,4    7/16"                       | Nature            | C220400001             | 100103362              | G454    U4 P4 E3 C2      |
| 59,6x59,6    23 <sup>1</sup> / <sub>2</sub> "x23 <sup>1</sup> / <sub>2</sub> " | 10,4    7/16"                       | Nature            | C226000441             | 100141287              | G456    U4 P4+E3 C2      |
| 44,6x89,5    17 <sup>3</sup> / <sub>4</sub> "x35 <sup>1</sup> / <sub>4</sub> " | 11    7/16"                         | Nature            | C225700131             | 100143471              | G467                     |
| 89,5x89,5    35 <sup>1</sup> / <sub>4</sub> "x35 <sup>1</sup> / <sub>4</sub> " | 11    7/16"                         | Nature            | C229999041             | 100138831              | G467                     |



TOWN





### MOSAICO TOWN ARENA

| Formato (cm.)<br>Format (inches)   | Espesor (mm.)<br>Thickness (inches) | Acabado<br>Finish | Código KEA<br>KEA Code | Código SAP<br>SAP Code |
|--|-------------------------------------|-------------------|------------------------|------------------------|
| 29,7x29,7* 11 <sup>3</sup> / <sub>4</sub> "x11 <sup>3</sup> / <sub>4</sub> " | 9,5 3/8"                            | Polished          | C229998271             | 100149129 G470         |
| 29,7x29,7* 11 <sup>3</sup> / <sub>4</sub> "x11 <sup>3</sup> / <sub>4</sub> " | 10,4 7/16"                          | Nature            | C229998341             | 100149150 G470         |

\*Tamaño de la tesela: 5x5 cm. · \*Piece Size: 2"x2"




**POLISHED****LAPPATO R9****NATURE R9****TOWN ARENA**

| <b>Formato (cm.)</b><br>Format (inches)  | <b>Espesor (mm.)</b><br>Thickness (inches) | <b>Acabado</b><br>Finish | <b>Código KEA</b><br>KEA Code | <b>Código SAP</b><br>SAP Code | <b>Valor UPEC</b><br>UPEC Value |
|--|--|--------------------------|-------------------------------|-------------------------------|---------------------------------|
| 29,7x59,6    11 <sup>3</sup> / <sub>4</sub> "x23 <sup>1</sup> / <sub>2</sub> " | 9,5    3/8"                                | Polished                 | C220400601                    | 100143149    G456             |                                 |
| 59,6x59,6    23 <sup>1</sup> / <sub>2</sub> "x23 <sup>1</sup> / <sub>2</sub> " | 9,5    3/8"                                | Polished                 | C226000011                    | 100096477    G458             |                                 |
| 29,7x59,6    11 <sup>3</sup> / <sub>4</sub> "x23 <sup>1</sup> / <sub>2</sub> " | 10,4    7/16"                              | Lappato                  | C220400421                    | 100143256    G454             |                                 |
| 59,6x59,6    23 <sup>1</sup> / <sub>2</sub> "x23 <sup>1</sup> / <sub>2</sub> " | 10,4    7/16"                              | Lappato                  | C226001251                    | 100143254    G455             | U4 P4+E3 C2                     |
| 29,7x59,6    11 <sup>3</sup> / <sub>4</sub> "x23 <sup>1</sup> / <sub>2</sub> " | 10,4    7/16"                              | Nature                   | C220400331                    | 100143122    G451             | U4 P4 E3 C2                     |
| 59,6x59,6    23 <sup>1</sup> / <sub>2</sub> "x23 <sup>1</sup> / <sub>2</sub> " | 10,4    7/16"                              | Nature                   | C226000661                    | 100143119    G452             | U4 P4+E3 C2                     |







NATURE R9

POLISHED

### MOSAICO TOWN NIQUEL

| Formato (cm.)<br>Format (inches)   | Espesor (mm.)<br>Thickness (inches) | Acabado<br>Finish | Código KEA<br>KEA Code | Código SAP<br>SAP Code |
|--|-------------------------------------|-------------------|------------------------|------------------------|
| 29,7x29,7* 11 <sup>3</sup> / <sub>4</sub> "x11 <sup>3</sup> / <sub>4</sub> " | 9,5 3/8"                            | Polished          | C229998321             | 100149154 G470         |
| 29,7x29,7* 11 <sup>3</sup> / <sub>4</sub> "x11 <sup>3</sup> / <sub>4</sub> " | 10,4 7/16"                          | Nature            | C229998291             | 100149153 G470         |


\*Tamaño de la tesela: 5x5 cm. · \*Piece Size: 2"x2"



**POLISHED****LAPPATO R9****NATURE R9****TOWN NIQUEL**

| <b>Formato (cm.)</b><br>Format (inches) |   | <b>Espesor (mm.)</b><br>Thickness (inches) |       | <b>Acabado</b><br>Finish | <b>Código KEA</b><br>KEA Code | <b>Código SAP</b><br>SAP Code |      | <b>Valor UPEC</b><br>UPEC Value |
|---|---|--|-------|--------------------------|-------------------------------|-------------------------------|------|---------------------------------|
| 29,7x59,6                               | 11 <sup>3</sup> / <sub>4</sub> "x23 <sup>1</sup> / <sub>2</sub> " | 9,5  | 3/8"  | Polished                 | C220400491                    | 100143144                     | G471 |                                 |
| 59,6x59,6                               | 23 <sup>1</sup> / <sub>2</sub> "x23 <sup>1</sup> / <sub>2</sub> " | 9,5  | 3/8"  | Polished                 | C226000051                    | 100114337                     | G458 |                                 |
| 29,7x59,6                               | 11 <sup>3</sup> / <sub>4</sub> "x23 <sup>1</sup> / <sub>2</sub> " | 10,4                                       | 7/16" | Lappato                  | C220400841                    | 100143258                     | G454 |                                 |
| 59,6x59,6                               | 23 <sup>1</sup> / <sub>2</sub> "x23 <sup>1</sup> / <sub>2</sub> " | 10,4                                       | 7/16" | Lappato                  | C226000161                    | 100128982                     | G455 | U4 P4+E3 C2                     |
| 29,7x59,6                               | 11 <sup>3</sup> / <sub>4</sub> "x23 <sup>1</sup> / <sub>2</sub> " | 10,4                                       | 7/16" | Nature                   | C220400741                    | 100143124                     | G451 | U4 P4 E3 C2                     |
| 59,6x59,6                               | 23 <sup>1</sup> / <sub>2</sub> "x23 <sup>1</sup> / <sub>2</sub> " | 10,4                                       | 7/16" | Nature                   | C226000571                    | 100143078                     | G452 | U4 P4+E3 C2                     |





### MOSAICO TOWN ACERO

| Formato (cm.)<br>Format (inches)   | Espesor (mm.)<br>Thickness (inches) | Acabado<br>Finish | Código KEA<br>KEA Code | Código SAP<br>SAP Code |
|--|-------------------------------------|-------------------|------------------------|------------------------|
| 29,7x29,7* 11 <sup>3</sup> / <sub>4</sub> "x11 <sup>3</sup> / <sub>4</sub> " | 9,5 3/8"                            | Polished          | C229998331             | 100149156 G470         |
| 29,7x29,7* 11 <sup>3</sup> / <sub>4</sub> "x11 <sup>3</sup> / <sub>4</sub> " | 10,4 7/16"                          | Nature            | C229998301             | 100149155 G470         |


\*Tamaño de la tesela: 5x5 cm. · \*Piece Size: 2"x2"



**POLISHED****LAPPATO R9****NATURE R9****TOWN ACERO**

| <b>Formato (cm.)</b><br>Format (inches) |   | <b>Espesor (mm.)</b><br>Thickness (inches) |       | <b>Acabado</b><br>Finish | <b>Código KEA</b><br>KEA Code | <b>Código SAP</b><br>SAP Code |      | <b>Valor UPEC</b><br>UPEC Value |
|---|---|--|-------|--------------------------|-------------------------------|-------------------------------|------|---------------------------------|
| 29,7x59,6                               | 11 <sup>3</sup> / <sub>4</sub> "x23 <sup>1</sup> / <sub>2</sub> " | 9,5  | 3/8"  | Polished                 | C220400401                    | 100143145                     | G456 |                                 |
| 59,6x59,6                               | 23 <sup>1</sup> / <sub>2</sub> "x23 <sup>1</sup> / <sub>2</sub> " | 9,5  | 3/8"  | Polished                 | C226000651                    | 100143142                     | G458 |                                 |
| 29,7x59,6                               | 11 <sup>3</sup> / <sub>4</sub> "x23 <sup>1</sup> / <sub>2</sub> " | 10,4                                       | 7/16" | Lappato                  | C220400681                    | 100143260                     | G454 |                                 |
| 59,6x59,6                               | 23 <sup>1</sup> / <sub>2</sub> "x23 <sup>1</sup> / <sub>2</sub> " | 10,4                                       | 7/16" | Lappato                  | C226000901                    | 100143262                     | G455 | U4 P4+E3 C2                     |
| 29,7x59,6                               | 11 <sup>3</sup> / <sub>4</sub> "x23 <sup>1</sup> / <sub>2</sub> " | 10,4                                       | 7/16" | Nature                   | C220400471                    | 100143120                     | G451 | U4 P4 E3 C2                     |
| 59,6x59,6                               | 23 <sup>1</sup> / <sub>2</sub> "x23 <sup>1</sup> / <sub>2</sub> " | 10,4                                       | 7/16" | Nature                   | C226000951                    | 100143121                     | G452 | U4 P4+E3 C2                     |





## MOSAICO TOWN BLACK

| Formato (cm.)<br>Format (inches)   | Espesor (mm.)<br>Thickness (inches) | Acabado<br>Finish | Código KEA<br>KEA Code | Código SAP<br>SAP Code |
|--|-------------------------------------|-------------------|------------------------|------------------------|
| 29,7x29,7* 11 <sup>3</sup> / <sub>4</sub> "x11 <sup>3</sup> / <sub>4</sub> " | 9,5 3/8"                            | Polished          | C229998131             | 100149175 G470         |
| 29,7x29,7* 11 <sup>3</sup> / <sub>4</sub> "x11 <sup>3</sup> / <sub>4</sub> " | 10,4 7/16"                          | Nature            | C229998201             | 100149174 G470         |


\*Tamaño de la tesela: 5x5 cm. · \*Piece Size: 2"x2"



**POLISHED****LAPPATO R9****NATURE R9****TOWN BLACK**

| <b>Formato (cm.)</b><br>Format (inches)  | <b>Espesor (mm.)</b><br>Thickness (inches) | <b>Acabado</b><br>Finish | <b>Código KEA</b><br>KEA Code | <b>Código SAP</b><br>SAP Code |
|--|--|--------------------------|-------------------------------|-------------------------------|
| 29,7x59,6    11 <sup>3</sup> / <sub>4</sub> "x23 <sup>1</sup> / <sub>2</sub> " | 9,5    3/8"                                | Polished                 | C220400521                    | 100143169    G457             |
| 59,6x59,6    23 <sup>1</sup> / <sub>2</sub> "x23 <sup>1</sup> / <sub>2</sub> " | 9,5    3/8"                                | Polished                 | C226001341                    | 100143171    G459             |
| 29,7x59,6    11 <sup>3</sup> / <sub>4</sub> "x23 <sup>1</sup> / <sub>2</sub> " | 10,4    7/16"                              | Nature                   | C220400701                    | 100143170    G453             |
| 59,6x59,6    23 <sup>1</sup> / <sub>2</sub> "x23 <sup>1</sup> / <sub>2</sub> " | 10,4    7/16"                              | Nature                   | C226000141                    | 100126599    G455             |





### MOSAICO TOWN COSMOS

| Formato (cm.)<br>Format (inches)   | Espesor (mm.)<br>Thickness (inches) | Acabado<br>Finish | Código KEA<br>KEA Code | Código SAP<br>SAP Code |
|--|-------------------------------------|-------------------|------------------------|------------------------|
| 29,7x29,7* 11 <sup>3</sup> / <sub>4</sub> "x11 <sup>3</sup> / <sub>4</sub> " | 9,5 3/8"                            | Polished          | C229998221             | 100149172 G470         |
| 29,7x29,7* 11 <sup>3</sup> / <sub>4</sub> "x11 <sup>3</sup> / <sub>4</sub> " | 10,4 7/16"                          | Nature            | C229998211             | 100149171 G470         |

\*Tamaño de la tesela: 5x5 cm. · \*Piece Size: 2"x2"



POLISHED

LAPPATO R9

NATURE R9

## TOWN COSMOS

| Formato (cm.)<br>Format (inches)  | Espesor (mm.)<br>Thickness (inches) | Acabado<br>Finish | Código KEA<br>KEA Code | Código SAP<br>SAP Code | Valor UPEC<br>UPEC Value |
|---|-------------------------------------|-------------------|------------------------|------------------------|--------------------------|
| 29,7x59,6 11 <sup>3</sup> / <sub>4</sub> "x23 <sup>1</sup> / <sub>2</sub> " | 9,5 3/8"                            | Polished          | C220400261             | 100143075 G465         |                          |
| 59,6x59,6 23 <sup>1</sup> / <sub>2</sub> "x23 <sup>1</sup> / <sub>2</sub> " | 9,5 3/8"                            | Polished          | C226000501             | 100143074 G486         |                          |
| 44,6x89,5 17 <sup>3</sup> / <sub>4</sub> "x35 <sup>1</sup> / <sub>4</sub> " | 10 3/8"                             | Polished          | C225700101             | 100143438 G469         |                          |
| 89,5x89,5 35 <sup>1</sup> / <sub>4</sub> "x35 <sup>1</sup> / <sub>4</sub> " | 10 3/8"                             | Polished          | C229999131             | 100138829 G469         |                          |
| 29,7x59,6 11 <sup>3</sup> / <sub>4</sub> "x23 <sup>1</sup> / <sub>2</sub> " | 10,4 7/16"                          | Lappato           | C220400581             | 100143255 G458         |                          |
| 59,6x59,6 23 <sup>1</sup> / <sub>2</sub> "x23 <sup>1</sup> / <sub>2</sub> " | 10,4 7/16"                          | Lappato           | C226001291             | 100143263 G472         | U4 P4+E3 C2              |
| 29,7x59,6 11 <sup>3</sup> / <sub>4</sub> "x23 <sup>1</sup> / <sub>2</sub> " | 10,4 7/16"                          | Nature            | C220400191             | 100143076 G455         | U4 P4 E3 C2              |
| 59,6x59,6 23 <sup>1</sup> / <sub>2</sub> "x23 <sup>1</sup> / <sub>2</sub> " | 10,4 7/16"                          | Nature            | C226000171             | 100130485 G456         | U4 P4+E3 C2              |
| 44,6x89,5 17 <sup>3</sup> / <sub>4</sub> "x35 <sup>1</sup> / <sub>4</sub> " | 11 7/16"                            | Nature            | C225700091             | 100143439 G467         |                          |
| 89,5x89,5 35 <sup>1</sup> / <sub>4</sub> "x35 <sup>1</sup> / <sub>4</sub> " | 11 7/16"                            | Nature            | C229999051             | 100138830 G467         |                          |

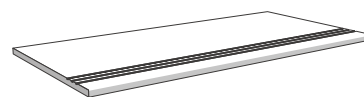




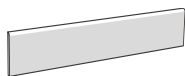
# PIEZAS ESPECIALES/ SPECIAL PIECES

| Color<br>Colour | Pieza<br>Piece | Formato (cm.)<br>Format (inches)                      | Acabado<br>Finish | Código KEA<br>KEA Code | Código SAP<br>SAP Code |
|-----------------|----------------|---|-------------------|------------------------|------------------------|
| Extreme white   | Huella         | 29,7x59,6 cm. 11 <sup>3/4</sup> "x23 <sup>1/2</sup> " | Polished          | C220408921             | 100158697 G415         |
| White           | Huella         | 29,7x59,6 cm. 11 <sup>3/4</sup> "x23 <sup>1/2</sup> " | Polished          | C220401611             | 100147279 G414         |
| White           | Huella         | 44,6x89,5 cm. 17 <sup>1/2</sup> "x35 <sup>1/4</sup> " | Polished          | C225700381             | 100148616 G417         |
| White           | Huella         | 29,7x59,6 cm. 11 <sup>3/4</sup> "x23 <sup>1/2</sup> " | Lappato           | C220408651             | 100147576 G414         |
| White           | Huella         | 29,7x59,6 cm. 11 <sup>3/4</sup> "x23 <sup>1/2</sup> " | Nature            | C220401411             | 100147285 G414         |
| White           | Huella         | 44,6x89,5 cm. 17 <sup>1/2</sup> "x35 <sup>1/4</sup> " | Nature            | C225700271             | 100148615 G417         |
| Arena           | Huella         | 29,7x59,6 cm. 11 <sup>3/4</sup> "x23 <sup>1/2</sup> " | Polished          | C220403681             | 100147307 G414         |
| Arena           | Huella         | 29,7x59,6 cm. 11 <sup>3/4</sup> "x23 <sup>1/2</sup> " | Lappato           | C220408011             | 100148509 G414         |
| Arena           | Huella         | 29,7x59,6 cm. 11 <sup>3/4</sup> "x23 <sup>1/2</sup> " | Nature            | C220402601             | 100147312 G414         |
| Niquel          | Huella         | 29,7x59,6 cm. 11 <sup>3/4</sup> "x23 <sup>1/2</sup> " | Polished          | C220401791             | 100147300 G414         |
| Niquel          | Huella         | 29,7x59,6 cm. 11 <sup>3/4</sup> "x23 <sup>1/2</sup> " | Lappato           | C220408671             | 100147575 G414         |
| Niquel          | Huella         | 29,7x59,6 cm. 11 <sup>3/4</sup> "x23 <sup>1/2</sup> " | Nature            | C220401501             | 100147295 G414         |
| Acero           | Huella         | 29,7x59,6 cm. 11 <sup>3/4</sup> "x23 <sup>1/2</sup> " | Polished          | C220401471             | 100147294 G414         |
| Acero           | Huella         | 29,7x59,6 cm. 11 <sup>3/4</sup> "x23 <sup>1/2</sup> " | Lappato           | C220404491             | 100147572 G414         |
| Acero           | Huella         | 29,7x59,6 cm. 11 <sup>3/4</sup> "x23 <sup>1/2</sup> " | Nature            | C220401781             | 100147298 G414         |
| Black           | Huella         | 29,7x59,6 cm. 11 <sup>3/4</sup> "x23 <sup>1/2</sup> " | Polished          | C220403161             | 100147441 G414         |
| Black           | Huella         | 29,7x59,6 cm. 11 <sup>3/4</sup> "x23 <sup>1/2</sup> " | Nature            | C220403441             | 100147442 G414         |
| Cosmos          | Huella         | 29,7x59,6 cm. 11 <sup>3/4</sup> "x23 <sup>1/2</sup> " | Polished          | C220401381             | 100147280 G414         |
| Cosmos          | Huella         | 44,6x89,5 cm. 17 <sup>1/2</sup> "x35 <sup>1/4</sup> " | Polished          | C225700441             | 100148614 G417         |
| Cosmos          | Huella         | 29,7x59,6 cm. 11 <sup>3/4</sup> "x23 <sup>1/2</sup> " | Lappato           | C220403371             | 100147573 G414         |
| Cosmos          | Huella         | 29,7x59,6 cm. 11 <sup>3/4</sup> "x23 <sup>1/2</sup> " | Nature            | C220401481             | 100147286 G414         |
| Cosmos          | Huella         | 44,6x89,5 cm. 17 <sup>1/2</sup> "x35 <sup>1/4</sup> " | Nature            | C225700501             | 100148613 G417         |

**TOWN**  
Huella  
Step Tile

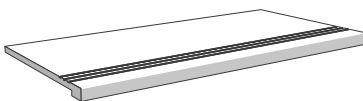


**TOWN**  
Zócalo  
Skirting Board



| Color<br>Colour | Pieza<br>Piece | Formato (cm.)<br>Format (inches) | Acabado<br>Finish | Código KEA<br>KEA Code | Código SAP<br>SAP Code |
|-----------------|----------------|----------------------------------|-------------------|------------------------|------------------------|
| Extreme white   | Zócalo         | 9x59,6 cm. 3 1/2" x 23 1/2"      | Polished          | C229011711             | 100102419 G408         |
| White           | Zócalo         | 9x59,6 cm. 3 1/2" x 23 1/2"      | Polished          | C223700331             | 100145572 G407         |
| White           | Zócalo         | 9x89,5 cm. 3 1/2" x 35 1/4"      | Polished          | C223700791             | 100146643 G439         |
| White           | Zócalo         | 9x59,6 cm. 3 1/2" x 23 1/2"      | Lappato           | C223700311             | 100145570 G407         |
| White           | Zócalo         | 9x59,6 cm. 3 1/2" x 23 1/2"      | Nature            | C223700321             | 100145571 G406         |
| White           | Zócalo         | 9x89,5 cm. 3 1/2" x 35 1/4"      | Nature            | C223701501             | 100148678 G439         |
| Arena           | Zócalo         | 9x59,6 cm. 3 1/2" x 23 1/2"      | Polished          | C223700491             | 100145704 G407         |
| Arena           | Zócalo         | 9x59,6 cm. 3 1/2" x 23 1/2"      | Lappato           | C223700131             | 100145560 G407         |
| Arena           | Zócalo         | 9x59,6 cm. 3 1/2" x 23 1/2"      | Nature            | C223700041             | 100144794 G406         |
| Niquel          | Zócalo         | 9x59,6 cm. 3 1/2" x 23 1/2"      | Polished          | C223700241             | 100145538 G407         |
| Niquel          | Zócalo         | 9x59,6 cm. 3 1/2" x 23 1/2"      | Lappato           | C223700481             | 100145705 G407         |
| Niquel          | Zócalo         | 9x59,6 cm. 3 1/2" x 23 1/2"      | Nature            | C223700231             | 100145537 G406         |
| Acero           | Zócalo         | 9x59,6 cm. 3 1/2" x 23 1/2"      | Polished          | C223700081             | 100145550 G407         |
| Acero           | Zócalo         | 9x59,6 cm. 3 1/2" x 23 1/2"      | Lappato           | C223700091             | 100145548 G407         |
| Acero           | Zócalo         | 9x59,6 cm. 3 1/2" x 23 1/2"      | Nature            | C223700101             | 100145549 G406         |
| Black           | Zócalo         | 9x59,6 cm. 3 1/2" x 23 1/2"      | Polished          | C223700141             | 100145507 G407         |
| Black           | Zócalo         | 9x59,6 cm. 3 1/2" x 23 1/2"      | Nature            | C223700151             | 100145506 G407         |
| Cosmos          | Zócalo         | 9x59,6 cm. 3 1/2" x 23 1/2"      | Polished          | C223700181             | 100145553 G407         |
| Cosmos          | Zócalo         | 9x89,5 cm. 3 1/2" x 35 1/4"      | Polished          | C223701511             | 100148677 G439         |
| Cosmos          | Zócalo         | 9x59,6 cm. 3 1/2" x 23 1/2"      | Lappato           | C223700191             | 100145551 G407         |
| Cosmos          | Zócalo         | 9x59,6 cm. 3 1/2" x 23 1/2"      | Nature            | C223700201             | 100145552 G406         |
| Cosmos          | Zócalo         | 9x89,5 cm. 3 1/2" x 35 1/4"      | Nature            | C223701491             | 100148676 G439         |

**TOWN**  
Peldaño Técnico  
Technical Step Tile

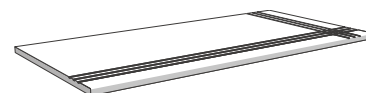


|               |            |                                 |          |            |                |
|---------------|------------|---------------------------------|----------|------------|----------------|
| Extreme white | Peld. Téc. | 29,7x59,6 cm. 11 3/4" x 23 1/2" | Polished | C220408801 | 100157291 G425 |
| White         | Peld. Téc. | 29,7x59,6 cm. 11 3/4" x 23 1/2" | Polished | C220404691 | 100147630 G425 |
| White         | Peld. Téc. | 44,6x89,5 cm. 17 1/2" x 35 1/4" | Polished | C225700481 | 100148675 G445 |
| White         | Peld. Téc. | 29,7x59,6 cm. 11 3/4" x 23 1/2" | Lappato  | C220407261 | 100147940 G425 |
| White         | Peld. Téc. | 29,7x59,6 cm. 11 3/4" x 23 1/2" | Nature   | C220407551 | 100147637 G424 |
| White         | Peld. Téc. | 44,6x89,5 cm. 17 1/2" x 35 1/4" | Nature   | C225700431 | 100148674 G445 |
| Arena         | Peld. Téc. | 29,7x59,6 cm. 11 3/4" x 23 1/2" | Polished | C220407821 | 100147665 G425 |
| Arena         | Peld. Téc. | 29,7x59,6 cm. 11 3/4" x 23 1/2" | Lappato  | C220407691 | 100147959 G425 |
| Arena         | Peld. Téc. | 29,7x59,6 cm. 11 3/4" x 23 1/2" | Nature   | C220407861 | 100147671 G424 |
| Niquel        | Peld. Téc. | 29,7x59,6 cm. 11 3/4" x 23 1/2" | Polished | C220407661 | 100147654 G425 |
| Niquel        | Peld. Téc. | 29,7x59,6 cm. 11 3/4" x 23 1/2" | Lappato  | C220407961 | 100147939 G425 |
| Niquel        | Peld. Téc. | 29,7x59,6 cm. 11 3/4" x 23 1/2" | Nature   | C220407651 | 100147658 G424 |
| Acero         | Peld. Téc. | 29,7x59,6 cm. 11 3/4" x 23 1/2" | Polished | C220407681 | 100147657 G425 |
| Acero         | Peld. Téc. | 29,7x59,6 cm. 11 3/4" x 23 1/2" | Lappato  | C220407201 | 100147936 G425 |
| Acero         | Peld. Téc. | 29,7x59,6 cm. 11 3/4" x 23 1/2" | Nature   | C220407751 | 100147655 G424 |
| Black         | Peld. Téc. | 29,7x59,6 cm. 11 3/4" x 23 1/2" | Polished | C220407871 | 100147807 G430 |
| Black         | Peld. Téc. | 29,7x59,6 cm. 11 3/4" x 23 1/2" | Nature   | C220407841 | 100147806 G430 |
| Cosmos        | Peld. Téc. | 29,7x59,6 cm. 11 3/4" x 23 1/2" | Polished | C220404661 | 100147631 G425 |
| Cosmos        | Peld. Téc. | 44,6x89,5 cm. 17 1/2" x 35 1/4" | Polished | C225700621 | 100148673 G445 |
| Cosmos        | Peld. Téc. | 29,7x59,6 cm. 11 3/4" x 23 1/2" | Lappato  | C220407951 | 100147937 G425 |
| Cosmos        | Peld. Téc. | 29,7x59,6 cm. 11 3/4" x 23 1/2" | Nature   | C220407501 | 100147638 G424 |
| Cosmos        | Peld. Téc. | 44,6x89,5 cm. 17 1/2" x 35 1/4" | Nature   | C225700611 | 100148672 G445 |

# PIEZAS ESPECIALES/ SPECIAL PIECES

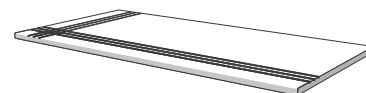
| Color<br>Colour | Pieza<br>Piece   | Formato (cm.)<br>Format (inches)                      | Acabado<br>Finish | Código KEA<br>KEA Code | Código SAP<br>SAP Code |
|-----------------|------------------|---|-------------------|------------------------|------------------------|
| Extreme white   | Huella Esq. Der. | 29,7x59,6 cm. 11 <sup>3/4</sup> "x23 <sup>1/2</sup> " | Polished          | C220408971             | 100159455 G417         |
| White           | Huella Esq. Der. | 29,7x59,6 cm. 11 <sup>3/4</sup> "x23 <sup>1/2</sup> " | Polished          | C220401721             | 100147281 G416         |
| White           | Huella Esq. Der. | 44,6x89,5 cm. 17 <sup>1/2</sup> "x35 <sup>1/4</sup> " | Polished          | C225700241             | 100148625 G419         |
| White           | Huella Esq. Der. | 29,7x59,6 cm. 11 <sup>3/4</sup> "x23 <sup>1/2</sup> " | Lappato           | C220403741             | 100147581 G416         |
| White           | Huella Esq. Der. | 29,7x59,6 cm. 11 <sup>3/4</sup> "x23 <sup>1/2</sup> " | Nature            | C220401531             | 100147289 G416         |
| White           | Huella Esq. Der. | 44,6x89,5 cm. 17 <sup>1/2</sup> "x35 <sup>1/4</sup> " | Nature            | C225700261             | 100148624 G419         |
| Arena           | Huella Esq. Der. | 29,7x59,6 cm. 11 <sup>3/4</sup> "x23 <sup>1/2</sup> " | Polished          | C220404281             | 100147310 G416         |
| Arena           | Huella Esq. Der. | 29,7x59,6 cm. 11 <sup>3/4</sup> "x23 <sup>1/2</sup> " | Lappato           | C220407991             | 100148511 G416         |
| Arena           | Huella Esq. Der. | 29,7x59,6 cm. 11 <sup>3/4</sup> "x23 <sup>1/2</sup> " | Nature            | C220401631             | 100147305 G416         |
| Niquel          | Huella Esq. Der. | 29,7x59,6 cm. 11 <sup>3/4</sup> "x23 <sup>1/2</sup> " | Polished          | C220401551             | 100147296 G416         |
| Niquel          | Huella Esq. Der. | 29,7x59,6 cm. 11 <sup>3/4</sup> "x23 <sup>1/2</sup> " | Lappato           | C220408701             | 100147580 G416         |
| Niquel          | Huella Esq. Der. | 29,7x59,6 cm. 11 <sup>3/4</sup> "x23 <sup>1/2</sup> " | Nature            | C220401701             | 100147301 G416         |
| Acero           | Huella Esq. Der. | 29,7x59,6 cm. 11 <sup>3/4</sup> "x23 <sup>1/2</sup> " | Polished          | C220401771             | 100147293 G416         |
| Acero           | Huella Esq. Der. | 29,7x59,6 cm. 11 <sup>3/4</sup> "x23 <sup>1/2</sup> " | Lappato           | C220408681             | 100147577 G416         |
| Acero           | Huella Esq. Der. | 29,7x59,6 cm. 11 <sup>3/4</sup> "x23 <sup>1/2</sup> " | Nature            | C220401571             | 100147302 G416         |
| Black           | Huella Esq. Der. | 29,7x59,6 cm. 11 <sup>3/4</sup> "x23 <sup>1/2</sup> " | Polished          | C220403981             | 100147437 G416         |
| Black           | Huella Esq. Der. | 29,7x59,6 cm. 11 <sup>3/4</sup> "x23 <sup>1/2</sup> " | Nature            | C220402041             | 100147438 G416         |
| Cosmos          | Huella Esq. Der. | 29,7x59,6 cm. 11 <sup>3/4</sup> "x23 <sup>1/2</sup> " | Polished          | C220401451             | 100147282 G416         |
| Cosmos          | Huella Esq. Der. | 44,6x89,5 cm. 17 <sup>1/2</sup> "x35 <sup>1/4</sup> " | Polished          | C225700191             | 100148623 G419         |
| Cosmos          | Huella Esq. Der. | 29,7x59,6 cm. 11 <sup>3/4</sup> "x23 <sup>1/2</sup> " | Lappato           | C220408711             | 100147578 G416         |
| Cosmos          | Huella Esq. Der. | 29,7x59,6 cm. 11 <sup>3/4</sup> "x23 <sup>1/2</sup> " | Nature            | C220401351             | 100147290 G416         |
| Cosmos          | Huella Esq. Der. | 44,6x89,5 cm. 17 <sup>1/2</sup> "x35 <sup>1/4</sup> " | Nature            | C225700171             | 100148622 G419         |

**TOWN**  
Huella Esquina Derecha  
Step Tile Right Corner

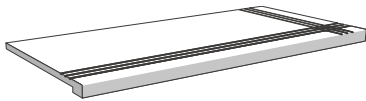


|               |                  |   |          |            |                |
|---------------|------------------|---|----------|------------|----------------|
| Extreme white | Huella Esq. Izq. | 29,7x59,6 cm. 11 <sup>3/4</sup> "x23 <sup>1/2</sup> " | Polished | C220408981 | 100159456 G417 |
| White         | Huella Esq. Izq. | 29,7x59,6 cm. 11 <sup>3/4</sup> "x23 <sup>1/2</sup> " | Polished | C220401681 | 100147283 G416 |
| White         | Huella Esq. Izq. | 44,6x89,5 cm. 17 <sup>1/2</sup> "x35 <sup>1/4</sup> " | Polished | C225700541 | 100148629 G419 |
| White         | Huella Esq. Izq. | 29,7x59,6 cm. 11 <sup>3/4</sup> "x23 <sup>1/2</sup> " | Lappato  | C220404121 | 100147586 G416 |
| White         | Huella Esq. Izq. | 29,7x59,6 cm. 11 <sup>3/4</sup> "x23 <sup>1/2</sup> " | Nature   | C220401561 | 100147287 G416 |
| White         | Huella Esq. Izq. | 44,6x89,5 cm. 17 <sup>1/2</sup> "x35 <sup>1/4</sup> " | Nature   | C225700301 | 100148628 G419 |
| Arena         | Huella Esq. Izq. | 29,7x59,6 cm. 11 <sup>3/4</sup> "x23 <sup>1/2</sup> " | Polished | C220401801 | 100147308 G416 |
| Arena         | Huella Esq. Izq. | 29,7x59,6 cm. 11 <sup>3/4</sup> "x23 <sup>1/2</sup> " | Lappato  | C220408001 | 100148508 G416 |
| Arena         | Huella Esq. Izq. | 29,7x59,6 cm. 11 <sup>3/4</sup> "x23 <sup>1/2</sup> " | Nature   | C220402571 | 100147309 G416 |
| Niquel        | Huella Esq. Izq. | 29,7x59,6 cm. 11 <sup>3/4</sup> "x23 <sup>1/2</sup> " | Polished | C220401431 | 100147303 G416 |
| Niquel        | Huella Esq. Izq. | 29,7x59,6 cm. 11 <sup>3/4</sup> "x23 <sup>1/2</sup> " | Lappato  | C220403521 | 100147585 G416 |
| Niquel        | Huella Esq. Izq. | 29,7x59,6 cm. 11 <sup>3/4</sup> "x23 <sup>1/2</sup> " | Nature   | C220401491 | 100147292 G416 |
| Acero         | Huella Esq. Izq. | 29,7x59,6 cm. 11 <sup>3/4</sup> "x23 <sup>1/2</sup> " | Polished | C220401821 | 100147299 G416 |
| Acero         | Huella Esq. Izq. | 29,7x59,6 cm. 11 <sup>3/4</sup> "x23 <sup>1/2</sup> " | Lappato  | C220403261 | 100147582 G416 |
| Acero         | Huella Esq. Izq. | 29,7x59,6 cm. 11 <sup>3/4</sup> "x23 <sup>1/2</sup> " | Nature   | C220401691 | 100147297 G416 |
| Black         | Huella Esq. Izq. | 29,7x59,6 cm. 11 <sup>3/4</sup> "x23 <sup>1/2</sup> " | Polished | C220401911 | 100147439 G416 |
| Black         | Huella Esq. Izq. | 29,7x59,6 cm. 11 <sup>3/4</sup> "x23 <sup>1/2</sup> " | Nature   | C220404371 | 100147440 G416 |
| Cosmos        | Huella Esq. Izq. | 29,7x59,6 cm. 11 <sup>3/4</sup> "x23 <sup>1/2</sup> " | Polished | C220401841 | 100147284 G416 |
| Cosmos        | Huella Esq. Izq. | 44,6x89,5 cm. 17 <sup>1/2</sup> "x35 <sup>1/4</sup> " | Polished | C225700531 | 100148627 G419 |
| Cosmos        | Huella Esq. Izq. | 29,7x59,6 cm. 11 <sup>3/4</sup> "x23 <sup>1/2</sup> " | Lappato  | C220404441 | 100147583 G416 |
| Cosmos        | Huella Esq. Izq. | 29,7x59,6 cm. 11 <sup>3/4</sup> "x23 <sup>1/2</sup> " | Nature   | C220401581 | 100147288 G416 |
| Cosmos        | Huella Esq. Izq. | 44,6x89,5 cm. 17 <sup>1/2</sup> "x35 <sup>1/4</sup> " | Nature   | C225700411 | 100148626 G419 |

**TOWN**  
Huella Esquina Izquierda  
Step Tile Left Corner

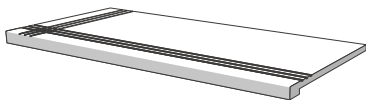


**TOWN**  
Peldaño Técnico Esquina Derecha  
Technical Step Tile Right Corner



| Color<br>Colour | Pieza<br>Piece       | Formato (cm.)<br>Format (inches)  | Acabado<br>Finish | Código KEA<br>KEA Code | Código SAP<br>SAP Code |
|-----------------|----------------------|---|-------------------|------------------------|------------------------|
| Extreme white   | Peld. Téc. Esq. Der. | 29,7x59,6 cm. 11 <sup>3</sup> / <sub>4</sub> "x23 <sup>1</sup> / <sub>2</sub> " | Polished          | C220408961             | 100159457 G430         |
| White           | Peld. Téc. Esq. Der. | 29,7x59,6 cm. 11 <sup>3</sup> / <sub>4</sub> "x23 <sup>1</sup> / <sub>2</sub> " | Polished          | C220407321             | 100147632 G430         |
| White           | Peld. Téc. Esq. Der. | 44,6x89,5 cm. 17 <sup>1</sup> / <sub>2</sub> "x35 <sup>1</sup> / <sub>4</sub> " | Polished          | C225700581             | 100148645 G443         |
| White           | Peld. Téc. Esq. Der. | 29,7x59,6 cm. 11 <sup>3</sup> / <sub>4</sub> "x23 <sup>1</sup> / <sub>2</sub> " | Lappato           | C220407191             | 100147946 G430         |
| White           | Peld. Téc. Esq. Der. | 29,7x59,6 cm. 11 <sup>3</sup> / <sub>4</sub> "x23 <sup>1</sup> / <sub>2</sub> " | Nature            | C220407511             | 100147641 G429         |
| White           | Peld. Téc. Esq. Der. | 44,6x89,5 cm. 17 <sup>1</sup> / <sub>2</sub> "x35 <sup>1</sup> / <sub>4</sub> " | Nature            | C225700251             | 100148644 G443         |
| Arena           | Peld. Téc. Esq. Der. | 29,7x59,6 cm. 11 <sup>3</sup> / <sub>4</sub> "x23 <sup>1</sup> / <sub>2</sub> " | Polished          | C220407881             | 100147668 G430         |
| Arena           | Peld. Téc. Esq. Der. | 29,7x59,6 cm. 11 <sup>3</sup> / <sub>4</sub> "x23 <sup>1</sup> / <sub>2</sub> " | Lappato           | C220406441             | 100147942 G430         |
| Arena           | Peld. Téc. Esq. Der. | 29,7x59,6 cm. 11 <sup>3</sup> / <sub>4</sub> "x23 <sup>1</sup> / <sub>2</sub> " | Nature            | C220407591             | 100147672 G429         |
| Niquel          | Peld. Téc. Esq. Der. | 29,7x59,6 cm. 11 <sup>3</sup> / <sub>4</sub> "x23 <sup>1</sup> / <sub>2</sub> " | Polished          | C220407741             | 100147660 G430         |
| Niquel          | Peld. Téc. Esq. Der. | 29,7x59,6 cm. 11 <sup>3</sup> / <sub>4</sub> "x23 <sup>1</sup> / <sub>2</sub> " | Lappato           | C220407211             | 100147945 G430         |
| Niquel          | Peld. Téc. Esq. Der. | 29,7x59,6 cm. 11 <sup>3</sup> / <sub>4</sub> "x23 <sup>1</sup> / <sub>2</sub> " | Nature            | C220407481             | 100147649 G429         |
| Acero           | Peld. Téc. Esq. Der. | 29,7x59,6 cm. 11 <sup>3</sup> / <sub>4</sub> "x23 <sup>1</sup> / <sub>2</sub> " | Polished          | C220407471             | 100147653 G430         |
| Acero           | Peld. Téc. Esq. Der. | 29,7x59,6 cm. 11 <sup>3</sup> / <sub>4</sub> "x23 <sup>1</sup> / <sub>2</sub> " | Lappato           | C220406151             | 100147941 G430         |
| Acero           | Peld. Téc. Esq. Der. | 29,7x59,6 cm. 11 <sup>3</sup> / <sub>4</sub> "x23 <sup>1</sup> / <sub>2</sub> " | Nature            | C220407491             | 100147651 G429         |
| Black           | Peld. Téc. Esq. Der. | 29,7x59,6 cm. 11 <sup>3</sup> / <sub>4</sub> "x23 <sup>1</sup> / <sub>2</sub> " | Polished          | C220407811             | 100147803 G430         |
| Black           | Peld. Téc. Esq. Der. | 29,7x59,6 cm. 11 <sup>3</sup> / <sub>4</sub> "x23 <sup>1</sup> / <sub>2</sub> " | Nature            | C220407931             | 100147802 G430         |
| Cosmos          | Peld. Téc. Esq. Der. | 29,7x59,6 cm. 11 <sup>3</sup> / <sub>4</sub> "x23 <sup>1</sup> / <sub>2</sub> " | Polished          | C220407581             | 100147633 G430         |
| Cosmos          | Peld. Téc. Esq. Der. | 44,6x89,5 cm. 17 <sup>1</sup> / <sub>2</sub> "x35 <sup>1</sup> / <sub>4</sub> " | Polished          | C225700561             | 100148650 G443         |
| Cosmos          | Peld. Téc. Esq. Der. | 29,7x59,6 cm. 11 <sup>3</sup> / <sub>4</sub> "x23 <sup>1</sup> / <sub>2</sub> " | Lappato           | C220406371             | 100147943 G430         |
| Cosmos          | Peld. Téc. Esq. Der. | 29,7x59,6 cm. 11 <sup>3</sup> / <sub>4</sub> "x23 <sup>1</sup> / <sub>2</sub> " | Nature            | C220407571             | 100147642 G429         |
| Cosmos          | Peld. Téc. Esq. Der. | 44,6x89,5 cm. 17 <sup>1</sup> / <sub>2</sub> "x35 <sup>1</sup> / <sub>4</sub> " | Nature            | C225700591             | 100148619 G443         |

**TOWN**  
Peldaño Técnico Esquina Izquierda  
Technical Step Tile Left Corner



|               |                      |   |          |            |                |
|---------------|----------------------|---|----------|------------|----------------|
| Extreme white | Peld. Téc. Esq. Izq. | 29,7x59,6 cm. 11 <sup>3</sup> / <sub>4</sub> "x23 <sup>1</sup> / <sub>2</sub> " | Polished | C220408991 | 100159458 G430 |
| White         | Peld. Téc. Esq. Izq. | 29,7x59,6 cm. 11 <sup>3</sup> / <sub>4</sub> "x23 <sup>1</sup> / <sub>2</sub> " | Polished | C220404651 | 100147618 G430 |
| White         | Peld. Téc. Esq. Izq. | 44,6x89,5 cm. 17 <sup>1</sup> / <sub>2</sub> "x35 <sup>1</sup> / <sub>4</sub> " | Polished | C225700491 | 100148647 G443 |
| White         | Peld. Téc. Esq. Izq. | 29,7x59,6 cm. 11 <sup>3</sup> / <sub>4</sub> "x23 <sup>1</sup> / <sub>2</sub> " | Lappato  | C220406741 | 100147952 G430 |
| White         | Peld. Téc. Esq. Izq. | 29,7x59,6 cm. 11 <sup>3</sup> / <sub>4</sub> "x23 <sup>1</sup> / <sub>2</sub> " | Nature   | C220407601 | 100147639 G429 |
| White         | Peld. Téc. Esq. Izq. | 44,6x89,5 cm. 17 <sup>1</sup> / <sub>2</sub> "x35 <sup>1</sup> / <sub>4</sub> " | Nature   | C225700181 | 100148646 G443 |
| Arena         | Peld. Téc. Esq. Izq. | 29,7x59,6 cm. 11 <sup>3</sup> / <sub>4</sub> "x23 <sup>1</sup> / <sub>2</sub> " | Polished | C220407771 | 100147664 G430 |
| Arena         | Peld. Téc. Esq. Izq. | 29,7x59,6 cm. 11 <sup>3</sup> / <sub>4</sub> "x23 <sup>1</sup> / <sub>2</sub> " | Lappato  | C220406421 | 100147948 G430 |
| Arena         | Peld. Téc. Esq. Izq. | 29,7x59,6 cm. 11 <sup>3</sup> / <sub>4</sub> "x23 <sup>1</sup> / <sub>2</sub> " | Nature   | C220407761 | 100147669 G429 |
| Niquel        | Peld. Téc. Esq. Izq. | 29,7x59,6 cm. 11 <sup>3</sup> / <sub>4</sub> "x23 <sup>1</sup> / <sub>2</sub> " | Polished | C220407631 | 100147659 G430 |
| Niquel        | Peld. Téc. Esq. Izq. | 29,7x59,6 cm. 11 <sup>3</sup> / <sub>4</sub> "x23 <sup>1</sup> / <sub>2</sub> " | Lappato  | C220407311 | 100147951 G430 |
| Niquel        | Peld. Téc. Esq. Izq. | 29,7x59,6 cm. 11 <sup>3</sup> / <sub>4</sub> "x23 <sup>1</sup> / <sub>2</sub> " | Nature   | C220407721 | 100147656 G429 |
| Acero         | Peld. Téc. Esq. Izq. | 29,7x59,6 cm. 11 <sup>3</sup> / <sub>4</sub> "x23 <sup>1</sup> / <sub>2</sub> " | Polished | C220407531 | 100147652 G430 |
| Acero         | Peld. Téc. Esq. Izq. | 29,7x59,6 cm. 11 <sup>3</sup> / <sub>4</sub> "x23 <sup>1</sup> / <sub>2</sub> " | Lappato  | C220406571 | 100147947 G430 |
| Acero         | Peld. Téc. Esq. Izq. | 29,7x59,6 cm. 11 <sup>3</sup> / <sub>4</sub> "x23 <sup>1</sup> / <sub>2</sub> " | Nature   | C220407561 | 100147650 G429 |
| Black         | Peld. Téc. Esq. Izq. | 29,7x59,6 cm. 11 <sup>3</sup> / <sub>4</sub> "x23 <sup>1</sup> / <sub>2</sub> " | Polished | C220407671 | 100147805 G430 |
| Black         | Peld. Téc. Esq. Izq. | 29,7x59,6 cm. 11 <sup>3</sup> / <sub>4</sub> "x23 <sup>1</sup> / <sub>2</sub> " | Nature   | C220407941 | 100147804 G430 |
| Cosmos        | Peld. Téc. Esq. Izq. | 29,7x59,6 cm. 11 <sup>3</sup> / <sub>4</sub> "x23 <sup>1</sup> / <sub>2</sub> " | Polished | C220407541 | 100147619 G430 |
| Cosmos        | Peld. Téc. Esq. Izq. | 44,6x89,5 cm. 17 <sup>1</sup> / <sub>2</sub> "x35 <sup>1</sup> / <sub>4</sub> " | Polished | C225700361 | 100148652 G443 |
| Cosmos        | Peld. Téc. Esq. Izq. | 29,7x59,6 cm. 11 <sup>3</sup> / <sub>4</sub> "x23 <sup>1</sup> / <sub>2</sub> " | Lappato  | C220407231 | 100147949 G430 |
| Cosmos        | Peld. Téc. Esq. Izq. | 29,7x59,6 cm. 11 <sup>3</sup> / <sub>4</sub> "x23 <sup>1</sup> / <sub>2</sub> " | Nature   | C220407521 | 100147640 G429 |
| Cosmos        | Peld. Téc. Esq. Izq. | 44,6x89,5 cm. 17 <sup>1</sup> / <sub>2</sub> "x35 <sup>1</sup> / <sub>4</sub> " | Nature   | C225700471 | 100148651 G443 |



TRAVERTINO Beige Nature 59,6x59,6 cm.



# TRAVERTINO





### TRAVERTINO BEIGE

| Formato (cm.)<br>Format (inches)   | Espesor (mm.)<br>Thickness (inches) | Acabado<br>Finish | Código KEA<br>KEA Code | Código SAP<br>SAP Code |
|--|-------------------------------------|-------------------|------------------------|------------------------|
| 29,7x59,6    11 <sup>3</sup> / <sub>4</sub> "x23 <sup>1</sup> / <sub>2</sub> " | 10,4    7/16"                       | Nature            | C220409001             | 100160239    G453      |
| 59,6x59,6    23 <sup>1</sup> / <sub>2</sub> "x23 <sup>1</sup> / <sub>2</sub> " | 10,4    7/16"                       | Nature            | C226001821             | 100160312    G453      |
| 45x90    17 <sup>3</sup> / <sub>4</sub> "x35 <sup>3</sup> / <sub>8</sub> "     | 11    7/16"                         | Nature            | C221800781             | 100160310    G457      |






# PIEZAS ESPECIALES/ SPECIAL PIECES


| Color<br>Colour | Pieza<br>Piece | Formato (cm.)<br>Format (inches) | Acabado<br>Finish | Código KEA<br>KEA Code | Código SAP<br>SAP Code |
|-----------------|----------------|----------------------------------|-------------------|------------------------|------------------------|
| Beige           | Huella         | 29,7x59,6                        | Nature            | C220410071             | 100163257 G414         |
| Beige           | Huella         | 45x90                            | Nature            | C221800851             | 100163823 G435         |

**TRAVERTINO**  
Huella  
Step Tile



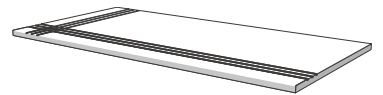
|       |                  |           |        |            |                |
|-------|------------------|-----------|--------|------------|----------------|
| Beige | Huella Esq. Der. | 29,7x59,6 | Nature | C220410381 | 100163741 G416 |
| Beige | Huella Esq. Der. | 45x90     | Nature | C221800861 | 100163762 G417 |

**TRAVERTINO**  
Huella Esquina Derecha  
Step Tile Right Corner



|       |                  |           |        |            |                |
|-------|------------------|-----------|--------|------------|----------------|
| Beige | Huella Esq. Izq. | 29,7x59,6 | Nature | C220410281 | 100163715 G416 |
| Beige | Huella Esq. Izq. | 45x90     | Nature | C221800841 | 100163833 G417 |

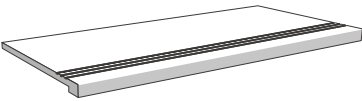
**TRAVERTINO**  
Huella Esquina Izquierda  
Step Tile Left Corner



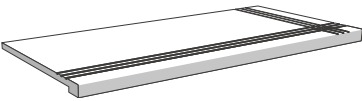
|   | Color<br>Colour | Pieza<br>Piece | Formato (cm.)<br>Format (inches) | Acabado<br>Finish | Código KEA<br>KEA Code | Código SAP<br>SAP Code    |
|---|-----------------|----------------|----------------------------------|-------------------|------------------------|---------------------------|
| <b>TRAVERTINO</b><br>Zócalo<br>Skirting Board | Beige           | Zócalo         | 9x59,6 cm.                       | 3 1/2" x 23 1/2"  | Nature                 | C223701941 100163226 G407 |
|   | Beige           | Zócalo         | 9x90 cm.                         | 3 1/2" x 35 3/8"  | Nature                 | C223701951 100163765 G411 |



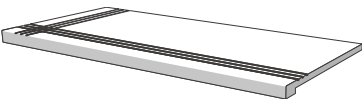
|   |       |            |           |                   |        |                           |
|---|-------|------------|-----------|-------------------|--------|---------------------------|
| <b>TRAVERTINO</b><br>Peldaño Técnico<br>Technical Step Tile | Beige | Peld. Téc. | 29,7x59,6 | 11 3/4" x 23 1/2" | Nature | C220410421 100163750 G425 |
|   | Beige | Peld. Téc. | 45x90     | 17 3/4" x 35 3/8" | Nature | C221800921 100163818 G428 |



|  |       |                      |           |                   |        |                           |
|--|-------|----------------------|-----------|-------------------|--------|---------------------------|
| <b>TRAVERTINO</b><br>Peldaño Técnico Esquina Derecha<br>Technical Step Tile Right Corner | Beige | Peld. Téc. Esq. Der. | 29,7x59,6 | 11 3/4" x 23 1/2" | Nature | C220410641 100163728 G430 |
|  | Beige | Peld. Téc. Esq. Der. | 45x90     | 17 3/4" x 35 3/8" | Nature | C221800961 100163830 G442 |



|   |       |                      |           |                   |        |                           |
|---|-------|----------------------|-----------|-------------------|--------|---------------------------|
| <b>TRAVERTINO</b><br>Peldaño Técnico Esquina Izquierda<br>Technical Step Tile Left Corner | Beige | Peld. Téc. Esq. Izq. | 29,7x59,6 | 11 3/4" x 23 1/2" | Nature | C220410571 100163755 G430 |
|   | Beige | Peld. Téc. Esq. Izq. | 45x90     | 17 3/4" x 35 3/8" | Nature | C221800941 100163821 G442 |





Yazz Black Lappato 45x90 cm.



**YAZZ**

**LAPPATO R9****PICKED  
ANTISLIP R11B****YAZZ GREY**

| <b>Formato (cm.)</b><br>Format (inches)  | <b>Espesor (mm.)</b><br>Thickness (inches) | <b>Acabado</b><br>Finish | <b>Código KEA</b><br>KEA Code | <b>Código SAP</b><br>SAP Code |
|--|--|--------------------------|-------------------------------|-------------------------------|
| 29,7x59,6    11 <sup>3</sup> / <sub>4</sub> "x23 <sup>1</sup> / <sub>2</sub> " | 10,4    7/16"                              | Lappato                  | C220400851                    | 100143163    G455             |
| 59,6x59,6    23 <sup>1</sup> / <sub>2</sub> "x23 <sup>1</sup> / <sub>2</sub> " | 10,4    7/16"                              | Lappato                  | C226001051                    | 100143164    G456             |
| 45x90    17 <sup>3</sup> / <sub>4</sub> "x35 <sup>3</sup> / <sub>8</sub> "     | 11    7/16"                                | Lappato                  | C221800141                    | 100145937    G487             |
| 29,7x59,6    11 <sup>3</sup> / <sub>4</sub> "x23 <sup>1</sup> / <sub>2</sub> " | 10,4    7/16"                              | Picked Ant.              | C220401301                    | 100143155    G453             |
| 59,6x59,6    23 <sup>1</sup> / <sub>2</sub> "x23 <sup>1</sup> / <sub>2</sub> " | 10,4    7/16"                              | Picked Ant.              | C226001471                    | 100143161    G454             |



**PICKED  
ANTISLIP R11B**

**LAPPATO R9**

**NATURE R9A**

## YAZZ BLACK

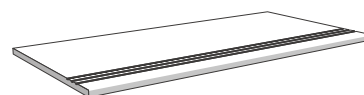
| Formato (cm.)<br>Format (inches)   | Espesor (mm.)<br>Thickness (inches) | Acabado<br>Finish | Código KEA<br>KEA Code | Código SAP<br>SAP Code |
|--|-------------------------------------|-------------------|------------------------|------------------------|
| 29,7x59,6    11 <sup>3</sup> / <sub>4</sub> "x23 <sup>1</sup> / <sub>2</sub> " | 10,4    7/16"                       | Lappato           | C220400571             | 100143162    G455      |
| 59,6x59,6    23 <sup>1</sup> / <sub>2</sub> "x23 <sup>1</sup> / <sub>2</sub> " | 10,4    7/16"                       | Lappato           | C226000041             | 100110802    G456      |
| 45x90    17 <sup>3</sup> / <sub>4</sub> "x35 <sup>3</sup> / <sub>8</sub> "     | 11    7/16"                         | Lappato           | C221800161             | 100145946    G487      |
| 29,7x59,6    11 <sup>3</sup> / <sub>4</sub> "x23 <sup>1</sup> / <sub>2</sub> " | 10,4    7/16"                       | Nature            | C220400501             | 100143151    G453      |
| 59,6x59,6    23 <sup>1</sup> / <sub>2</sub> "x23 <sup>1</sup> / <sub>2</sub> " | 10,4    7/16"                       | Nature            | C226000781             | 100143157    G454      |
| 45x90    17 <sup>3</sup> / <sub>4</sub> "x35 <sup>3</sup> / <sub>8</sub> "     | 11    7/16"                         | Nature            | C221800151             | 100145967    G458      |
| 29,7x59,6    11 <sup>3</sup> / <sub>4</sub> "x23 <sup>1</sup> / <sub>2</sub> " | 10,4    7/16"                       | Picked Ant.       | C220400151             | 100143152    G453      |
| 59,6x59,6    23 <sup>1</sup> / <sub>2</sub> "x23 <sup>1</sup> / <sub>2</sub> " | 10,4    7/16"                       | Picked Ant.       | C226001491             | 100143159    G454      |



# PIEZAS ESPECIALES/ SPECIAL PIECES

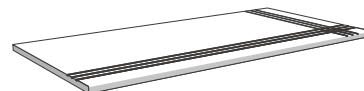
| Color<br>Colour | Pieza<br>Piece | Formato (cm.)<br>Format (inches)                      | Acabado<br>Finish | Código KEA<br>KEA Code | Código SAP<br>SAP Code |
|-----------------|----------------|---|-------------------|------------------------|------------------------|
| Grey            | Huella         | 29,7x59,6 cm. 11 <sup>3/4</sup> "x23 <sup>1/2</sup> " | Lappato           | C220403571             | 100147428 G414         |
| Grey            | Huella         | 29,7x59,6 cm. 11 <sup>3/4</sup> "x23 <sup>1/2</sup> " | Picked            | C220404501             | 100147430 G414         |
| Black           | Huella         | 29,7x59,6 cm. 11 <sup>3/4</sup> "x23 <sup>1/2</sup> " | Lappato           | C220401921             | 100147425 G414         |
| Black           | Huella         | 29,7x59,6 cm. 11 <sup>3/4</sup> "x23 <sup>1/2</sup> " | Nature            | C220402831             | 100147426 G414         |
| Black           | Huella         | 29,7x59,6 cm. 11 <sup>3/4</sup> "x23 <sup>1/2</sup> " | Picked            | C220403011             | 100147427 G414         |

**YAZZ**  
Huella  
Step Tile




|       |                  |   |         |            |                |
|-------|------------------|---|---------|------------|----------------|
| Grey  | Huella Esq. Der. | 29,7x59,6 cm. 11 <sup>3/4</sup> "x23 <sup>1/2</sup> " | Lappato | C220401951 | 100147418 G416 |
| Grey  | Huella Esq. Der. | 29,7x59,6 cm. 11 <sup>3/4</sup> "x23 <sup>1/2</sup> " | Picked  | C220404141 | 100147415 G416 |
| Black | Huella Esq. Der. | 29,7x59,6 cm. 11 <sup>3/4</sup> "x23 <sup>1/2</sup> " | Lappato | C220404421 | 100147417 G416 |
| Black | Huella Esq. Der. | 29,7x59,6 cm. 11 <sup>3/4</sup> "x23 <sup>1/2</sup> " | Nature  | C220402091 | 100147413 G416 |
| Black | Huella Esq. Der. | 29,7x59,6 cm. 11 <sup>3/4</sup> "x23 <sup>1/2</sup> " | Picked  | C220404231 | 100147414 G416 |


**YAZZ**  
Huella Esquina Derecha  
Step Tile Right Corner



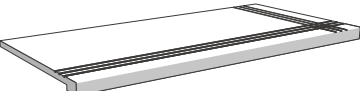
|       |                  |   |         |            |                |
|-------|------------------|---|---------|------------|----------------|
| Grey  | Huella Esq. Izq. | 29,7x59,6 cm. 11 <sup>3/4</sup> "x23 <sup>1/2</sup> " | Lappato | C220402721 | 100147422 G416 |
| Grey  | Huella Esq. Izq. | 29,7x59,6 cm. 11 <sup>3/4</sup> "x23 <sup>1/2</sup> " | Picked  | C220403211 | 100147424 G416 |
| Black | Huella Esq. Izq. | 29,7x59,6 cm. 11 <sup>3/4</sup> "x23 <sup>1/2</sup> " | Lappato | C220404081 | 100147420 G416 |
| Black | Huella Esq. Izq. | 29,7x59,6 cm. 11 <sup>3/4</sup> "x23 <sup>1/2</sup> " | Nature  | C220402501 | 100147416 G416 |
| Black | Huella Esq. Izq. | 29,7x59,6 cm. 11 <sup>3/4</sup> "x23 <sup>1/2</sup> " | Picked  | C220402891 | 100147421 G416 |

**YAZZ**  
Huella Esquina Izquierda  
Step Tile Left Corner



|   | Color<br>Colour | Pieza<br>Piece | Formato (cm.)<br>Format (inches) | Acabado<br>Finish | Código KEA<br>KEA Code | Código SAP<br>SAP Code |
|---|-----------------|----------------|----------------------------------|-------------------|------------------------|------------------------|
| <b>YAZZ</b><br>Zócalo<br>Skirting Board<br> | Grey            | Zócalo         | 9x59,6 cm. 3 1/2"x23 1/2"        | Lappato           | C223701421             | 100145684 G407         |
|   | Grey            | Zócalo         | 9x59,6 cm. 3 1/2"x23 1/2"        | Picked            | C223701301             | 100145686 G407         |
|   | Black           | Zócalo         | 9x59,6 cm. 3 1/2"x23 1/2"        | Lappato           | C223701371             | 100145680 G407         |
|   | Black           | Zócalo         | 9x59,6 cm. 3 1/2"x23 1/2"        | Nature            | C223701201             | 100145681 G407         |
|   | Black           | Zócalo         | 9x59,6 cm. 3 1/2"x23 1/2"        | Picked            | C223701401             | 100145682 G407         |

|   |       |            |                               |         |            |                |
|---|-------|------------|-------------------------------|---------|------------|----------------|
| <b>YAZZ</b><br>Peldaño Técnico<br>Technical Step Tile<br> | Grey  | Peld. Téc. | 29,7x59,6 cm. 11 3/4"x23 1/2" | Lappato | C220405821 | 100147793 G425 |
|   | Grey  | Peld. Téc. | 29,7x59,6 cm. 11 3/4"x23 1/2" | Picked  | C220405681 | 100147795 G425 |
|   | Black | Peld. Téc. | 29,7x59,6 cm. 11 3/4"x23 1/2" | Lappato | C220405571 | 100147790 G425 |
|   | Black | Peld. Téc. | 29,7x59,6 cm. 11 3/4"x23 1/2" | Nature  | C220406661 | 100147791 G425 |
|   | Black | Peld. Téc. | 29,7x59,6 cm. 11 3/4"x23 1/2" | Picked  | C220404841 | 100147792 G425 |

|  |       |                      |                               |         |            |                |
|--|-------|----------------------|-------------------------------|---------|------------|----------------|
| <b>YAZZ</b><br>Peldaño Técnico Esquina Derecha<br>Technical Step Tile Right Corner<br> | Grey  | Peld. Téc. Esq. Der. | 29,7x59,6 cm. 11 3/4"x23 1/2" | Lappato | C220405881 | 100147781 G430 |
|  | Grey  | Peld. Téc. Esq. Der. | 29,7x59,6 cm. 11 3/4"x23 1/2" | Picked  | C220406001 | 100147783 G430 |
|  | Black | Peld. Téc. Esq. Der. | 29,7x59,6 cm. 11 3/4"x23 1/2" | Lappato | C220405611 | 100147778 G430 |
|  | Black | Peld. Téc. Esq. Der. | 29,7x59,6 cm. 11 3/4"x23 1/2" | Nature  | C220406941 | 100147779 G430 |
|  | Black | Peld. Téc. Esq. Der. | 29,7x59,6 cm. 11 3/4"x23 1/2" | Picked  | C220405691 | 100147780 G430 |

|   |       |                      |                               |         |            |                |
|---|-------|----------------------|-------------------------------|---------|------------|----------------|
| <b>YAZZ</b><br>Peldaño Técnico Esquina Izquierda<br>Technical Step Tile Left Corner<br> | Grey  | Peld. Téc. Esq. Izq. | 29,7x59,6 cm. 11 3/4"x23 1/2" | Lappato | C220405901 | 100147787 G430 |
|   | Grey  | Peld. Téc. Esq. Izq. | 29,7x59,6 cm. 11 3/4"x23 1/2" | Picked  | C220406021 | 100147789 G430 |
|   | Black | Peld. Téc. Esq. Izq. | 29,7x59,6 cm. 11 3/4"x23 1/2" | Lappato | C220404731 | 100147784 G430 |
|   | Black | Peld. Téc. Esq. Izq. | 29,7x59,6 cm. 11 3/4"x23 1/2" | Nature  | C220406701 | 100147785 G430 |
|   | Black | Peld. Téc. Esq. Izq. | 29,7x59,6 cm. 11 3/4"x23 1/2" | Picked  | C220405651 | 100147786 G430 |





ROX Dark Antislip 60,5x60,5 cm.



**20MM**



Dublo Beige Texture Antislip 60,3x60,3 cm.



**20MM**

**TEXTURE  
ANTISLIP R13C**




## DUBLO BEIGE

| <b>Formato (cm.)</b><br>Format (inches)              | <b>Espesor (mm.)</b><br>Thickness (inches) | <b>Acabado</b><br>Finish | <b>Código KEA</b><br>KEA Code | <b>Código SAP</b><br>SAP Code | <b>Valor UPEC</b><br>UPEC Value |
|--|--|--------------------------|-------------------------------|-------------------------------|---------------------------------|
| 60,3x60,3    23 <sup>3/4</sup> "x23 <sup>3/4</sup> " | 20    13/16"                               | Text. Ant.               | C225953761                    | 100120642    G477             | U4 P4+E3 C2                     |



**TEXTURE**  
**ANTISLIP R13C**



## DUBLO GREY

| <b>Formato (cm.)</b><br>Format (inches)  | <b>Espesor (mm.)</b><br>Thickness (inches) | <b>Acabado</b><br>Finish | <b>Código KEA</b><br>KEA Code | <b>Código SAP</b><br>SAP Code | <b>Valor UPEC</b><br>UPEC Value |
|--|--|--------------------------|-------------------------------|-------------------------------|---------------------------------|
| 60,3x60,3    23 <sup>3</sup> / <sub>4</sub> "x23 <sup>3</sup> / <sub>4</sub> " | 20    13/16"                               | Text. Ant.               | C225953751                    | 100120575    G477             | U4 P4+E3 C2                     |



20MM

**ANTISLIP R11C**



**ROX BEIGE**

| <b>Formato (cm.)</b><br>Format (inches)                  | <b>Espesor (mm.)</b><br>Thickness (inches) | <b>Acabado</b><br>Finish | <b>Código KEA</b><br>KEA Code | <b>Código SAP</b><br>SAP Code |
|--|--|--------------------------|-------------------------------|-------------------------------|
| 60,5x60,5    23 <sup>13/16</sup> "x23 <sup>13/16</sup> " | 20    13/16"                               | Antislip                 | C225954091                    | 100159196    G482             |



ANTISLIP R11C



## ROX GREY

| Formato (cm.)<br>Format (inches)                         | Espesor (mm.)<br>Thickness (inches) | Acabado<br>Finish | Código KEA<br>KEA Code | Código SAP<br>SAP Code |
|--|-------------------------------------|-------------------|------------------------|------------------------|
| 60,5x60,5    23 <sup>13/16</sup> "x23 <sup>13/16</sup> " | 20    13/16"                        | Antislip          | C225954081             | 100159199    G482      |



20MM



**ANTISLIP R11C**




## **ROX COAL**

| <b>Formato (cm.)</b><br>Format (inches)                  | <b>Espesor (mm.)</b><br>Thickness (inches) | <b>Acabado</b><br>Finish | <b>Código KEA</b><br>KEA Code | <b>Código SAP</b><br>SAP Code |
|--|--|--------------------------|-------------------------------|-------------------------------|
| 60,5x60,5    23 <sup>13/16</sup> "x23 <sup>13/16</sup> " | 20    13/16"                               | Antislip                 | C225954111                    | 100159198    G482             |



ANTISLIP R11C



## ROX DARK

| Formato (cm.)<br>Format (inches)                         | Espesor (mm.)<br>Thickness (inches) | Acabado<br>Finish | Código KEA<br>KEA Code | Código SAP<br>SAP Code |
|--|-------------------------------------|-------------------|------------------------|------------------------|
| 60,5x60,5    23 <sup>13/16</sup> "x23 <sup>13/16</sup> " | 20    13/16"                        | Antislip          | C225954101             | 100159197    G482      |



20MM



## INFORMACIÓN TÉCNICA

---

A continuación le ofrecemos toda aquella información técnica que pueda resultarle útil a la hora de seleccionar, configurar y manipular los materiales elegidos para su proyecto. Es especialmente aconsejable leer detenidamente el espacio referente a las instrucciones de colocación para realizar una correcta manipulación del producto.

Si después de seguir estas recomendaciones tiene alguna duda, consulte con su proveedor oficial.

## TECHNICAL INFORMATION

---

Outlined below are all the necessary technical details to help you choose, mix and match, and handle the materials for your project. We strongly advise you to read the section with tile-laying instructions carefully in order to ensure the tiles' proper use.

Should you have an enquiry of any kind, after reading these recommendations, please contact your official supplier.

## TECHNISCHE INFORMATIONEN

---

Im folgenden Absatz sind all die technische Informationen die nützlich sind um die Materialien für Ihre Objekte zu wählen, gestalten und behandeln. Es ist besonders empfehlenswert, die Texte mit der Verlege Anweisungen gründlich zu lesen so dass man eine richtige Behandlung an die Produkte verwirklichen kann.

Wenn sie noch Bedenken nach diese Anweisungen haben, rufen sie Ihre offizieller Händler an.

## INFORMATION TECHNIQUE

---

Par la suite nous vous offrons toute l'information technique importante au moment de sélectionner, créer et manipuler les matériaux choisis pour vos projets. C'est spécialement conseillé lire très attentivement l'espace les instructions de pose pour réaliser une correcte utilisation du produit.

Si suite à ces indications vous avez encore quelque doute, n'hésitez pas à consulter son fournisseur officiel.

## INFORMAZIONE TECNICA

---

A continuazione li offriamo tutta quella informazione tecnica che può essere di utilità per selezionare, configurare e manipolare i prodotti seletti per il suo progetto. Si consiglia specialmente leggere il testo che se riferisce a le istruzioni di collocamento con il fine di realizzare una manipolazione corretta del prodotto.

Se dopo seguire queste raccomandazione ancora ha qualche dubbio, può consultare il suo fornitore ufficiale.

## ТЕХНИЧЕСКАЯ ИНФОРМАЦИЯ









---

Ниже приводится вся техническая информация, которая может оказаться вам полезной при отборе и конфигурации материалов, выбранных вами для проекта, а также при работе с ними. Рекомендуем особенно внимательно прочитать раздел, касающийся инструкций по укладке, чтобы правильно обращаться с соответствующими изделиями.

Если после выполнения этих рекомендаций у вас возникнут какие-либо сомнения, проконсультируйтесь со своим официальным поставщиком..



# PARÁMETROS URBATEK / URBATEK PARAMETERS

| Norma / Norm  | Ensayo / Test   | ISO 13006<br>UNE-EN 14411  | VALORES URBATEK<br>URBATEK VALUES<br>Grupo Bla               |
|---|---|--|--|
|    | Medida de longitud y de anchura<br>Length and width   | Desviación respecto del valor medio<br><b>± 0.6%</b> Máximo <b>± 2 mm.</b>         | Desviación respecto del valor medio<br><b>± 0.15%.</b>       |
|   | Medida del grosor<br>Thickness  | Desviación respecto medida de fabricación<br><b>± 5%</b> Máximo <b>± 0,5 mm.</b>   | Desviación respecto medida de fabricación<br><b>± 5%.</b>    |
|   | Medida de la rectitud de los lados<br>Measurement of side straightness  | Desviación respecto medida de fabricación<br><b>± 0,5%</b> Máximo <b>± 1,5 mm.</b> | Desviación respecto medida de fabricación<br><b>± 0.15%.</b> |
|   | Medida de la ortogonalidad<br>Squareness  | Desviación respecto medida de fabricación<br><b>± 0,5%</b> Máximo <b>± 2 mm.</b>   | Desviación respecto medida de fabricación<br><b>± 0.15%.</b> |
|   | Medida de la planitud de la superficie lateral-central-alabeo   | Desviación respecto medida de fabricación<br><b>± 0,5%</b> Máximo <b>± 2 mm.</b>   | Desviación respecto medida de fabricación<br><b>± 0.15%.</b> |
|    | UNE-EN ISO 10545-3<br>Determinación de la absorción de agua<br>Water absorption                                       | Valor medio<br><b>E &lt; 0.5%</b>  | Valor URBATEK<br><b>E &lt; 0.1%</b>                          |
|   | UNE-EN ISO 10545-4<br>Módulos de rotura<br>Modulus of rupture   | Mínimo valor<br><b>≥ 35 N/mm<sup>2</sup></b>                                       | <b>≥ 42 N/mm<sup>2</sup></b>                                 |
|   | Fuerza de rotura<br>Breaking strength   | Espesor <b>≥ 7.5</b> Mínimo <b>1.300 N</b>   | <b>≥ 2600 N</b>  |
|  | UNE-EN ISO 10545-6<br>Resistencia a la abrasión profunda<br>Resistance to heavy abrasion                              | Valor máximo <b>175 mm<sup>3</sup></b>   | <b>&lt; 130 mm<sup>3</sup></b>                               |
|  | UNE-EN ISO 10545-8<br>Determinación de la dilatación térmica lineal<br>Thermal expansion coefficient                  | Método de ensayo disponible<br>Test method available                               | <b>&lt; 7.5x10<sup>-6</sup> °C<sup>-1</sup></b>              |
|  | UNE-EN ISO 10545-12<br>Resistencia a la helada<br>Frost resistance  | Exigido<br>Demanded  | Cumple la norma<br>Complies with the standards               |
|  | UNE-EN ISO 10545-13<br>Resistencia a los ácidos y bases<br>Resistance against acids and bases                         | Según los valores del fabricante<br>As per manufacturer                            | Según modelo<br>Depending on model                           |
|   | Restencia a los productos de limpieza y reactivos de piscina<br>Household detergents and additives for swimming-pools | Clase Class<br><b>UB<sub>MIN</sub></b> Baldosas no esmaltadas<br>Non glazed Tiles  | <b>UA</b>  |
|  | UNE-EN ISO 10545-14<br>Resistencia a las manchas<br>Resistance to staining  | <b>UGL</b> Método de ensayo disponible<br>Test method available                    | Según modelo<br>Depending on model                           |



www.urbatek.com

UR

©CLIK™

©CLIK™

©CLIK™

©CLIK™

©CLIK™

©CLIK™

©CLIK™

©CLIK™

www.urbatek.com

www.urbatek.com

www.urbatek.com

www.urbatek.com

www.urbatek.com

# EMBALAJE / PACKAGING

| Referencia<br>Reference | Formato<br>Format | Acabado<br>Finish | X Caja<br>X Box  |       |       | X Palet<br>X Pallet |       |      | Material De Colocación<br>Fixing Material |                |
|-------------------------|-------------------|-------------------|------------------|-------|-------|---------------------|-------|------|---|----------------|
|                         |                   |                   | Piezas<br>Pieces | M2    | Kg    | Cajas<br>Boxes      | M2    | Kg   | Adhesivo<br>Adhesive                      | Junta<br>Grout |
| Base                    | 10x120            | Nature            | 9                | 1,08  | 27,5  | 42                  | 45,4  | 1155 | fr-one                                    | colorstuk      |
| Base                    | 10x120            | Polished          | 9                | 1,08  | 25,4  | 42                  | 45,4  | 1067 | fr-one                                    | colorstuk      |
| Base                    | 10x120            | Lappato           | 9                | 1,08  | 25,4  | 42                  | 45,4  | 1067 | fr-one                                    | colorstuk      |
| Base                    | 15x120            | Nature            | 4                | 0,72  | 17,2  | 64                  | 46,08 | 1101 | fr-one                                    | colorstuk      |
| Base                    | 15x120            | Polished          | 4                | 0,72  | 16,8  | 64                  | 46,08 | 1075 | fr-one                                    | colorstuk      |
| Base                    | 15x120            | Lappato           | 4                | 0,72  | 17,2  | 64                  | 46,08 | 1101 | fr-one                                    | colorstuk      |
| Base                    | 24x120            | Mix Pol-Nat       | 4                | 1,152 | 20    | 12                  | 13,84 | 275  | fr-one                                    | colorstuk      |
| Base                    | 30x120            | Nature            | 3                | 1,08  | 25,5  | 40                  | 43,2  | 1020 | fr-one                                    | colorstuk      |
| Base                    | 30x120            | Polished          | 3                | 1,08  | 25,2  | 40                  | 43,2  | 1008 | fr-one                                    | colorstuk      |
| Base                    | 30x120            | Lappato           | 3                | 1,08  | 25,5  | 40                  | 43,2  | 1020 | fr-one                                    | colorstuk      |
| Base                    | 60x120            | Nature            | 2                | 1,44  | 37,6  | 28                  | 40,32 | 1053 | fr-one                                    | colorstuk      |
| Base                    | 60x120            | Polished          | 2                | 1,44  | 33,6  | 28                  | 40,32 | 941  | fr-one                                    | colorstuk      |
| Base                    | 60x120            | Lappato           | 2                | 1,44  | 37,6  | 28                  | 40,32 | 1053 | fr-one                                    | colorstuk      |
| Base                    | 30x30             | Espesorado 12 mm. | 10               | 0,9   | 24,2  | 40                  | 36    | 968  | fr-one                                    | colorstuk      |
| Base                    | 30x30             | Espesorado 8 mm.  | 15               | 1,35  | 25,5  | 40                  | 54    | 1020 | fr-one                                    | colorstuk      |
| Base                    | 29,7x59,6         | Nature            | 5                | 0,885 | 21,5  | 48                  | 42,48 | 1032 | fr-one                                    | colorstuk      |
| Base                    | 29,7x59,6         | Polished          | 5                | 0,885 | 21,5  | 48                  | 42,48 | 1032 | fr-one                                    | colorstuk      |
| Base                    | 29,7x59,6         | Texture           | 5                | 0,885 | 21,5  | 48                  | 42,48 | 1032 | fr-one                                    | colorstuk      |
| Base                    | 29,7x59,6         | Lappato           | 5                | 0,885 | 21,5  | 48                  | 42,48 | 1032 | fr-one                                    | colorstuk      |
| Base                    | 29,7x59,6         | Anti-slip         | 5                | 0,885 | 21,5  | 48                  | 42,48 | 1032 | fr-one                                    | colorstuk      |
| Base                    | 29,7x59,6         | Picked Anti-slip  | 5                | 0,885 | 21,5  | 48                  | 42,48 | 1032 | fr-one                                    | colorstuk      |
| Base                    | 40x40             | Nature            | 6                | 0,96  | 24,3  | 60                  | 57,6  | 1458 | fr-one                                    | colorstuk      |
| Base                    | 40x40             | Polished          | 6                | 0,96  | 23,11 | 64                  | 61,44 | 1479 | fr-one                                    | colorstuk      |
| Base                    | 40x40             | Lappato           | 6                | 0,96  | 24,3  | 60                  | 57,6  | 1458 | fr-one                                    | colorstuk      |
| Base                    | 40x40             | Anti-slip         | 6                | 0,96  | 24,3  | 60                  | 57,6  | 1458 | fr-one                                    | colorstuk      |
| Base                    | 45x45             | Nature            | 5                | 1,01  | 23    | 60                  | 60,6  | 1380 | fr-one                                    | colorstuk      |
| Base                    | 9,7x59,6          | Nature            | 10               | 0,578 | 14,22 | 80                  | 46,24 | 1138 | fr-one                                    | colorstuk      |
| Base                    | 9,7x59,6          | Polished          | 11               | 0,636 | 14,66 | 80                  | 50,88 | 1173 | fr-one                                    | colorstuk      |
| Base                    | 9,7x59,6          | Texture           | 10               | 0,578 | 14,22 | 80                  | 46,24 | 1138 | fr-one                                    | colorstuk      |
| Base                    | 9,7x59,6          | Lappato           | 10               | 0,578 | 14,22 | 80                  | 46,24 | 1138 | fr-one                                    | colorstuk      |
| Base                    | 9,7x59,6          | Picked Anti-slip  | 10               | 0,578 | 14,22 | 80                  | 46,24 | 1138 | fr-one                                    | colorstuk      |
| Base                    | 14,7x59,6         | Nature/Lappato    | 10               | 0,9   | 22,11 | 50                  | 45    | 1106 | fr-one                                    | colorstuk      |
| Base                    | 14,7x59,6         | Polished          | 11               | 0,99  | 21,89 | 50                  | 49,5  | 1095 | fr-one                                    | colorstuk      |
| Base                    | 14,7x59,6         | Texture           | 10               | 0,9   | 22,11 | 50                  | 45    | 1106 | fr-one                                    | colorstuk      |
| Base                    | 14,7x59,6         | Picked Anti-slip  | 10               | 0,9   | 22,11 | 50                  | 45    | 1106 | fr-one                                    | colorstuk      |
| Base                    | 4,7x59,6          | Nature            | 20               | 0,6   | 14,8  | 80                  | 48    | 1184 | fr-one                                    | colorstuk      |
| Base                    | 4,7x59,6          | Lappato           | 22               | 0,66  | 14,8  | 80                  | 52,8  | 1184 | fr-one                                    | colorstuk      |
| Base                    | 4,7x59,6          | Texture           | 20               | 0,6   | 14,8  | 80                  | 48    | 1184 | fr-one                                    | colorstuk      |
| Base                    | 4,7x59,6          | Picked Anti-slip  | 20               | 0,6   | 14,8  | 80                  | 48    | 1184 | fr-one                                    | colorstuk      |
| Base                    | 59,6x59,6         | Nature            | 4                | 1,42  | 34,6  | 32                  | 45,44 | 1110 | fr-one                                    | colorstuk      |
| Base                    | 59,6x59,6         | Polished          | 4                | 1,42  | 33    | 32                  | 45,44 | 1060 | fr-one                                    | colorstuk      |
| Base                    | 59,6x59,6         | Texture           | 4                | 1,42  | 34,6  | 32                  | 45,44 | 1110 | fr-one                                    | colorstuk      |
| Base                    | 59,6x59,6         | Lappato           | 4                | 1,42  | 34,6  | 32                  | 45,44 | 1110 | fr-one                                    | colorstuk      |
| Base                    | 59,6x59,6         | Anti-slip         | 4                | 1,42  | 34,6  | 32                  | 45,44 | 1110 | fr-one                                    | colorstuk      |
| Base                    | 59,6x59,6         | Picked Anti-slip  | 4                | 1,42  | 34,6  | 32                  | 45,44 | 1110 | fr-one                                    | colorstuk      |
| Base                    | 60,3x60,3         | Espesorado 20 mm. | 2                | 0,72  | 34,5  | 24                  | 17,45 | 828  | fr-one                                    | colorstuk      |



# EMBALAJE / PACKAGING


| Referencia<br>Reference | Formato<br>Format | Acabado<br>Finish | X Caja<br>X Box  |       |       | X Palet<br>X Pallet |        |        | Material De Colocación<br>Fixing Material |                |
|-------------------------|-------------------|-------------------|------------------|-------|-------|---------------------|--------|--------|---|----------------|
|                         |                   |                   | Piezas<br>Pieces | M2    | Kg    | Cajas<br>Boxes      | M2     | Kg     | Adhesivo<br>Adhesive                      | Junta<br>Grout |
| Base                    | 60x60             | Polished          | 4                | 1,44  | 31    | 32                  | 46,08  | 992    | fr-one                                    | colorstuk      |
| Base                    | 30x60             | Polished          | 5                | 0,9   | 19,5  | 48                  | 43,2   | 936    | fr-one                                    | colorstuk      |
| Base                    | 10x60             | Polished          | 11               | 0,66  | 14,66 | 80                  | 52,8   | 1173   | fr-one                                    | colorstuk      |
| Base                    | 44,6x89,5         | -                 | 3                | 1,197 | 33    | 44                  | 52,67  | 1450   | fr-one                                    | colorstuk      |
| Base                    | 89,5x89,5         | Nature            | 2                | 1,6   | 40,5  | 27                  | 43,2   | 1100   | fr-one                                    | colorstuk      |
| Base                    | 89,5x89,5         | Polished          | 2                | 1,6   | 40,5  | 27                  | 43,2   | 1100   | fr-one                                    | colorstuk      |
| Base                    | 89,5x89,5         | Lappato           | 2                | 1,6   | 40,5  | 27                  | 43,2   | 1100   | fr-one                                    | colorstuk      |
| Base                    | 22x90             | Timber Nature     | 6                | 1,188 | 25    | 52                  | 61,77  | 1300   | fr-one                                    | colorstuk      |
| Base                    | 45x90             | Nature            | 2                | 0,81  | 17,44 | 30                  | 24,3   | 523    | fr-one                                    | colorstuk      |
| Base                    | 45x90             | Lappato           | 2                | 0,81  | 17,44 | 30                  | 24,3   | 523    | fr-one                                    | colorstuk      |
| Base                    | 29,6x59,4         | -                 | 4                | 0,703 | 19,6  | 48                  | 33,75  | 940,8  | fr-one                                    | colorstuk      |
| Base                    | 59,4x59,4         | -                 | 3                | 1,058 | 30,3  | 32                  | 33,87  | 969,6  | fr-one                                    | colorstuk      |
| Base                    | 14,7x119          | -                 | 2                | 0,35  | 9,45  | 96                  | 33,58  | 937    | fr-one                                    | colorstuk      |
| Base                    | 29,6x119          | -                 | 2                | 0,7   | 18,9  | 48                  | 33,81  | 937    | fr-one                                    | colorstuk      |
| Base                    | 59,4x119          | -                 | 2                | 1,414 | 40,36 | 24                  | 33,93  | 968,64 | fr-one                                    | colorstuk      |
| Base                    | 119x119           | -                 | 1                | 1,416 | 40    | 36                  | 50,98  | 1440   | fr-one                                    | colorstuk      |
| Zócalo                  | 9x120             | Nature            | 9                | 0,972 | 27,5  | 36                  | 34,992 | 990    | fr-one                                    | colorstuk      |
| Zócalo                  | 9x120             | Polished          | 10               | 1,08  | 25,6  | 36                  | 38,88  | 922    | fr-one                                    | colorstuk      |
| Zócalo                  | 9x120             | Lappato           | 9                | 0,972 | 27,5  | 36                  | 34,992 | 990    | fr-one                                    | colorstuk      |
| Zócalo                  | 9x30              | Pulido            | 22               | 0,594 | 13,03 | 88                  | 52,27  | 1150   | fr-one                                    | colorstuk      |
| Zócalo                  | 9x30              | Nature            | 20               | 0,54  | 14,8  | 88                  | 47,52  | 1300   | fr-one                                    | colorstuk      |
| Zócalo                  | 9x40              | Nature            | 20               | 0,72  | 17,18 | 49                  | 35,28  | 842    | fr-one                                    | colorstuk      |
| Zócalo                  | 9x40              | Polished          | 22               | 0,79  | 18,19 | 49                  | 38,71  | 891    | fr-one                                    | colorstuk      |
| Zócalo                  | 9x45              | Nature            | 20               | 0,81  | 18,34 | 42                  | 34,02  | 770    | fr-one                                    | colorstuk      |
| Zócalo                  | 9x59,6            | Nature            | 10               | 0,536 | 12,8  | 80                  | 42,88  | 1025   | fr-one                                    | colorstuk      |
| Zócalo                  | 9x59,6            | Polished          | 11               | 0,59  | 13,2  | 80                  | 47,2   | 1060   | fr-one                                    | colorstuk      |
| Zócalo                  | 9x59,6            | Lappato           | 10               | 0,536 | 12,8  | 80                  | 42,88  | 1025   | fr-one                                    | colorstuk      |
| Zócalo                  | 9x59,6            | Texture           | 10               | 0,536 | 12,8  | 80                  | 42,88  | 1025   | fr-one                                    | colorstuk      |
| Zócalo                  | 9x59,6            | Anti-slip         | 10               | 0,536 | 12,8  | 80                  | 42,88  | 1025   | fr-one                                    | colorstuk      |
| Zócalo                  | 9x59,6            | Picked Anti-slip  | 10               | 0,536 | 12,8  | 80                  | 42,88  | 1025   | fr-one                                    | colorstuk      |
| Zócalo                  | 9x60              | Polished          | 11               | 0,59  | 13,2  | 80                  | 47,2   | 1056   | fr-one                                    | colorstuk      |
| Zócalo                  | 9x80              | -                 | 10               | 0,72  | 17,8  | 54                  | 38,88  | 960    | fr-one                                    | colorstuk      |
| Zócalo                  | 9x89,5            | Nature            | 9                | 0,725 | 17,73 | 35                  | 25,38  | 620    | fr-one                                    | colorstuk      |
| Zócalo                  | 9x89,5            | Lappato           | 9                | 0,725 | 17,73 | 35                  | 25,38  | 620    | fr-one                                    | colorstuk      |
| Zócalo                  | 9x89,5            | Timber Nature     | 9                | 0,725 | 17,73 | 35                  | 25,38  | 620    | fr-one                                    | colorstuk      |
| Zócalo                  | 9x89,5            | Timber Lappato    | 9                | 0,725 | 17,73 | 35                  | 25,38  | 620    | fr-one                                    | colorstuk      |
| Zócalo                  | 9x59,4            | -                 | 8                | 0,428 | 11,92 | 80                  | 34,24  | 953,6  | fr-one                                    | colorstuk      |
| Zócalo                  | 9x119             | -                 | 8                | 0,806 | 24    | 36                  | 29     | 964    | fr-one                                    | colorstuk      |

| Referencia<br>Reference        | Formato<br>Format | Acabado<br>Finish | X Caja<br>X Box  |       |       | X Palet<br>X Pallet |       |        | Material De Colocación<br>Fixing Material |                |
|--------------------------------|-------------------|-------------------|------------------|-------|-------|---------------------|-------|--------|---|----------------|
|                                |                   |                   | Piezas<br>Pieces | M2    | Kg    | Cajas<br>Boxes      | M2    | Kg     | Adhesivo<br>Adhesive                      | Junta<br>Grout |
| Mosaico                        | 29,7x29,7         | -                 | 11               | 0,99  | 23,08 | 36                  | 35,64 | 830,88 | fr-one                                    | colorstuk      |
| Mosaico Strip                  | 30x30             | -                 | 11               | 0,99  | 23,08 | 36                  | 35,64 | 830,88 | fr-one                                    | colorstuk      |
| Mosaico Zoom                   | 30x30             | -                 | 10               | 0,9   | 22,5  | 36                  | 32,4  | 810    | fr-one                                    | colorstuk      |
| Huella/Huella esquina          | 29,7x120          | -                 | 3                | 1,08  | 25,5  | 40                  | 43,2  | 1020   | fr-one                                    | colorstuk      |
| Huella/Huella esquina          | 30x120            | -                 | 3                | 1,08  | 25,2  | 40                  | 43,2  | 1008   | fr-one                                    | colorstuk      |
| Huella/Huella esquina          | 30x30             | Nature            | 11               | 0,99  | 25    | 36                  | 35,64 | 900    | fr-one                                    | colorstuk      |
| Huella/Huella esquina          | 40x40             | Nature            | 6                | 0,96  | 24,3  | 60                  | 57,6  | 1458   | fr-one                                    | colorstuk      |
| Huella/Huella esquina          | 40x40             | Polished          | 6                | 0,96  | 23,11 | 64                  | 61,44 | 1479   | fr-one                                    | colorstuk      |
| Huella/Huella esquina          | 40x40             | Anti-slip         | 6                | 0,96  | 24,3  | 60                  | 57,6  | 1458   | fr-one                                    | colorstuk      |
| Huella/Huella esquina          | 45x45             | Nature            | 5                | 1,01  | 23    | 60                  | 60,6  | 1380   | fr-one                                    | colorstuk      |
| Huella/Huella esquina          | 29,7x59,6         | Nature            | 5                | 0,885 | 21,5  | 40                  | 35,4  | 860    | fr-one                                    | colorstuk      |
| Huella/Huella esquina          | 29,7x59,6         | Polished          | 5                | 0,885 | 21,5  | 40                  | 35,4  | 860    | fr-one                                    | colorstuk      |
| Huella/Huella esquina          | 29,7x59,6         | Texture           | 5                | 0,885 | 21,5  | 40                  | 35,4  | 860    | fr-one                                    | colorstuk      |
| Huella/Huella esquina          | 29,7x59,6         | Lappato           | 5                | 0,885 | 21,5  | 40                  | 35,4  | 860    | fr-one                                    | colorstuk      |
| Huella/Huella esquina          | 29,7x59,6         | Anti-slip         | 5                | 0,885 | 21,5  | 40                  | 35,4  | 860    | fr-one                                    | colorstuk      |
| Huella/Huella esquina          | 29,7x59,6         | Picked Anti-slip  | 5                | 0,885 | 21,5  | 40                  | 35,4  | 860    | fr-one                                    | colorstuk      |
| Huella/Huella esquina          | 30x60             | Polished          | 5                | 0,9   | 19,5  | 40                  | 36    | 780    | fr-one                                    | colorstuk      |
| Huella/Huella esquina          | 44,6x89,5         | -                 | 3                | 1,197 | 33    | 44                  | 52,67 | 1450   | fr-one                                    | colorstuk      |
| Huella/Huella esquina          | 29,6x59,4         | -                 | 4                | 0,703 | 17,8  | 48                  | 33,75 | 854,4  | fr-one                                    | colorstuk      |
| Huella/Huella esquina          | 29,6x119          | -                 | 3                | 1,057 | 29,61 | 32                  | 33,81 | 947,52 | fr-one                                    | colorstuk      |
| Peldaño Tec./Peldaño Tec. Esq. | 29,7x120          | -                 | 1                | 0,36  | 10,1  | 20                  | 7,2   | 202    | fr-one                                    | colorstuk      |
| Peldaño Tec./Peldaño Tec. Esq. | 30x120            | Polished          | 1                | 0,36  | 10,1  | 20                  | 7,2   | 202    | fr-one                                    | colorstuk      |
| Peldaño Tec./Peldaño Tec. Esq. | 30x120            | Nature            | 1                | 0,36  | 10,1  | 20                  | 7,2   | 202    | fr-one                                    | colorstuk      |
| Peldaño Tec.                   | 30x30             | Nature            | 5                | 0,45  | 12,6  | 36                  | 16,2  | 455    | fr-one                                    | colorstuk      |
| Peldaño Tec.                   | 40x40             | -                 | 2                | 0,32  | 8,84  | 60                  | 19,2  | 530    | fr-one                                    | colorstuk      |
| Peldaño Tec. Esq.              | 40x40             | -                 | 1                | 0,16  | 4,94  | 60                  | 9,6   | 300    | fr-one                                    | colorstuk      |
| Peldaño Tec./Peldaño Tec. Esq. | 45x45             | Nature            | 5                | 1,01  | 23    | 60                  | 60,6  | 1380   | fr-one                                    | colorstuk      |
| Peldaño Tec.                   | 29,7x59,6         | Nature            | 2                | 0,354 | 10,48 | 40                  | 14,16 | 420    | fr-one                                    | colorstuk      |
| Peldaño Tec. Esq.              | 29,7x59,6         | Polished          | 1                | 0,177 | 6,03  | 40                  | 7,08  | 240    | fr-one                                    | colorstuk      |
| Peldaño Tec.                   | 30x60             | Polished          | 2                | 0,36  | 11,4  | 40                  | 14,4  | 460    | fr-one                                    | colorstuk      |
| Peldaño Tec. Esq.              | 30x30             | Nature            | 3                | 0,27  | 8,7   | 36                  | 9,72  | 315    | fr-one                                    | colorstuk      |
| Peldaño Tec. Esq.              | 30x60             | Polished          | 1                | 0,18  | 7     | 40                  | 7,2   | 300    | fr-one                                    | colorstuk      |
| Peldaño Tec.                   | 29,6x59,4         | -                 | 2                | 0,352 | 11,22 | 40                  | 14,06 | 448,8  | fr-one                                    | colorstuk      |
| Peldaño Tec.                   | 29,6x119          | -                 | 2                | 0,704 | 24,6  | 16                  | 11,27 | 393,6  | fr-one                                    | colorstuk      |
| Peldaño Tec. Esq.              | 29,6x59,4         | -                 | 1                | 0,176 | 6,48  | 30                  | 5,27  | 194,4  | fr-one                                    | colorstuk      |
| Peldaño Tec. Esq.              | 29,6x119          | -                 | 1                | 0,352 | 13,3  | 22                  | 7,75  | 292,6  | fr-one                                    | colorstuk      |
| Peldaño Tec.                   | 44,6x89,5         | -                 | 2                | 0,798 | 23    | 15                  | 12    | 350    | fr-one                                    | colorstuk      |
| Peldaño Tec. Esq.              | 44,6x89,5         | -                 | 1                | 0,399 | 14    | 15                  | 6     | 210    | fr-one                                    | colorstuk      |

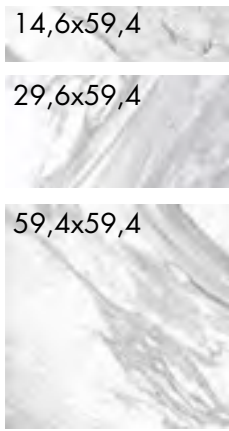
**AVENUE** COLLECTION




**URBATEK** COLLECTIONS




**CICLIK**



**SOUL** COLLECTION • **CICLIK**



**CONCRETE • CITY • TOWN • AVENUE**




**PURE** COLLECTION



**YAZZ • MAX • KAOS • TRAVERTINO**



**COVER NEW!**



**COVER • ON • CONCRETE**



## CORTES ESTÁNDAR / STANDARD CUTS/ COUPES RÉGULIÈRES

|               |  | POLISHED | LAPPATO | NATURE | TEXTURE | ANTISLIP | P. ANTISLIP |
|---------------|--|----------|---------|--------|---------|----------|-------------|
| 60x120 cm.    | 23 <sup>5</sup> / <sub>8</sub> "x47 <sup>1</sup> / <sub>4</sub> "  | •        |         | •      |         |          |             |
| 30x120 cm.    | 11 <sup>3</sup> / <sub>4</sub> "x47 <sup>1</sup> / <sub>4</sub> "  | •        |         | •      |         |          |             |
| 15x120 cm.    | 6"x47 <sup>1</sup> / <sub>4</sub> "                                | •        |         | •      |         |          |             |
| 10x120 cm.    | 4"x47 <sup>1</sup> / <sub>4</sub> "                                | •        |         | •      |         |          |             |
| 59,6x120 cm.  | 23 <sup>1</sup> / <sub>2</sub> "x47 <sup>1</sup> / <sub>4</sub> "  |          | •       | •      |         |          |             |
| 29,7x120 cm.  | 11 <sup>3</sup> / <sub>4</sub> "x47 <sup>1</sup> / <sub>4</sub> "  |          | •       | •      |         |          |             |
| 14,7x120 cm.  | 5 <sup>3</sup> / <sub>4</sub> "x47 <sup>1</sup> / <sub>4</sub> "   |          | •       | •      |         |          |             |
| 9,7x120 cm.   | 3 <sup>7</sup> / <sub>8</sub> "x47 <sup>1</sup> / <sub>4</sub> "   |          | •       | •      |         |          |             |
| 89,5x89,5 cm. | 35 <sup>1</sup> / <sub>4</sub> "x35 <sup>1</sup> / <sub>4</sub> "  | •        | •       | •      |         |          |             |
| 44,6x89,5 cm. | 17 <sup>1</sup> / <sub>2</sub> "x35 <sup>1</sup> / <sub>4</sub> "  | •        | •       | •      |         |          |             |
| 60x60 cm.     | 23 <sup>5</sup> / <sub>8</sub> "x 23 <sup>5</sup> / <sub>8</sub> " | •        |         | •      |         |          |             |
| 30x60 cm.     | 11 <sup>3</sup> / <sub>4</sub> "x23 <sup>5</sup> / <sub>8</sub> "  | •        |         | •      |         |          |             |
| 15x60 cm.     | 6"x23 <sup>5</sup> / <sub>8</sub> "                                | •        |         | •      |         |          |             |
| 10x60 cm.     | 4"x23 <sup>5</sup> / <sub>8</sub> "                                | •        |         | •      |         |          |             |
| 5x60 cm.      | 2"x23 <sup>5</sup> / <sub>8</sub> "                                | •        |         | •      |         |          |             |
| 59,6x59,6 cm. | 23 <sup>1</sup> / <sub>2</sub> "x23 <sup>1</sup> / <sub>2</sub> "  | •        | •       | •      | •       | •        | •           |
| 29,7x59,6 cm. | 11 <sup>3</sup> / <sub>4</sub> "x23 <sup>1</sup> / <sub>2</sub> "  | •        | •       | •      | •       | •        | •           |
| 14,7x59,6 cm. | 5 <sup>3</sup> / <sub>4</sub> "x23 <sup>1</sup> / <sub>2</sub> "   | •        | •       | •      | •       | •        | •           |
| 9,7x59,6 cm.  | 3 <sup>7</sup> / <sub>8</sub> "x23 <sup>1</sup> / <sub>2</sub> "   | •        | •       | •      | •       | •        | •           |
| 4,7x59,6 cm.  | 1 <sup>7</sup> / <sub>8</sub> "x23 <sup>1</sup> / <sub>2</sub> "   | •        | •       | •      | •       | •        | •           |
| 45x90 cm.     | 17 <sup>3</sup> / <sub>4</sub> "x35 <sup>3</sup> / <sub>8</sub> "  |          | •       | •      |         |          |             |
| 22x90 cm.     | 8 <sup>5</sup> / <sub>8</sub> "x35 <sup>3</sup> / <sub>8</sub> "   |          | •       | •      |         | •        |             |
| 119X119 cm.   | 46 <sup>7</sup> / <sub>8</sub> "x46 <sup>7</sup> / <sub>8</sub> "  | •        |         | •      | •       |          |             |
| 59,4X119 cm.  | 23 <sup>3</sup> / <sub>8</sub> "x46 <sup>7</sup> / <sub>8</sub> "  | •        |         | •      | •       |          |             |
| 29,6x119 cm.  | 11 <sup>5</sup> / <sub>8</sub> "x46 <sup>7</sup> / <sub>8</sub> "  | •        |         | •      | •       |          |             |
| 14,7x119 cm.  | 5 <sup>3</sup> / <sub>4</sub> "x46 <sup>7</sup> / <sub>8</sub> "   | •        |         | •      | •       |          |             |
| 59,4x59,4cm.  | 23 <sup>3</sup> / <sub>8</sub> "x23 <sup>3</sup> / <sub>8</sub> "  | •        |         | •      | •       |          |             |
| 29,6x59,4 cm. | 11 <sup>5</sup> / <sub>8</sub> "x23 <sup>3</sup> / <sub>8</sub> "  | •        |         | •      | •       |          |             |
| 14,7x59,4 cm. | 5 <sup>3</sup> / <sub>4</sub> "x23 <sup>3</sup> / <sub>8</sub> "   | •        |         | •      | •       |          |             |
| 80x80 cm.     | 31 <sup>1</sup> / <sub>2</sub> "x31 <sup>1</sup> / <sub>2</sub> "  |          |         | •      |         |          |             |

Para la realización de pavimentos modulares, se recomienda una junta de 2 mm. de espesor.



## **RANURADO**

---

La mayoría de las colecciones en formato 29,7x59,6 cm. pueden ser ranuradas a petición de nuestros clientes. Este tratamiento confiere a la pieza unos preincisos adicionales, que llevarán al material a ofrecer una resistencia al deslizamiento (SRV) adecuada para sus proyectos, o un decorado especial en revestimientos y pavimentos que vestirá cualquier estancia de la manera más elegante. Consulte con su agente comercial para conocer las diferentes opciones y tarificación del producto.

## **PRE-CUT**

---

The majority of the collections available in 29,7x59,6cm. sizes can be specially pre-cut per request by our customers. This treatment offers additional grooves to the piece which confers slip resistance or SRV (Slip Resistance Value) to the material making it adequate for your projects or providing a special decoration to wall and floor tiles which elegantly enhances any space. Please consult with your local sales representative in order to find out about the different options and prices for these products.

## **GESCHLITZT**

---

Die meisten von unsere Serien in 29,7x59,6cm. Formate, Können nach Anfrage von Kunden Geschlitzt werden, diese Behandlung verleiht die teile Schlitze auf die Oberflächen, so erhalten wir eine höhere Rutschfestigkeit die sehr geeignet für Projekte sind oder einfach nur als Dekoration für Wand oder Bodenfliesen, die den Raumen eine Elegante form verleihen. Für weitere infos fragen Sie einfach Ihr Handelsvertreter, Der kennt die verschiedene Möglichkeiten.

## **RAINURES**

---

Une majorité de collections en format 29,7x59,6cm. peuvent être rainurées à la demande de nos clients. Ce traitement de la pièce donne des cannelures additionnelles qui confère au matériau une résistance à la glissance (RG ou SRV) adéquate pour vos projets ou décoration spéciale sur faïences et sols pour enjoliver l'espace. Contactez votre délégué commercial de zone pour connaître les différentes options possibles et les tarifs des produits.

## **RANURADO**

---

La maggior parte delle collezioni in formato 29,7x59,6cm. può essere incisa su richiesta dei nostri clienti. Questo trattamento conferisce al pezzo una preincisione extra che porterà il materiale ad offrire una resistenza allo scivolamento (SRV) adeguata per ogni progetto o una decorazione speciale per rivestimenti e per pavimenti che vestirà ogni stanza nella maniera più elegante. Chiedi al tuo agente per conoscere le diverse opzioni ed i prezzi del prodotto.

## **ДОПОЛНИТЕЛЬНЫЕ ПРОПИЛЫ**

---

Большинство коллекций в формате 29,7x59,6cm могут быть выполнены с дополнительно нанесенными пропилами по желанию наших клиентов. Это придает продукту дополнительное сопротивление при скольжении (SRV) и специальную элегантность и украшение для любого типа настенной или напольной поверхности. Пожалуйста, проконсультируйтесь



## **CORTES**

---

Urbatek ofrece cortes modulares de las bases, y en todos sus respectivos acabados, que permiten crear composiciones modulares entre ellos. Los cortes se realizan bajo pedido y su disponibilidad en fábrica es de 21 días hábiles desde el pedido.

## CUTS

---

Urbatek offers modular sections of the bases, in all their respective finishes, creating modular compositions between them. The cuts are on request and available at the factory is 21 working days from order.

## ABSCHNITTE

---

Urbatek bietet modulare Abschnitte der Basen. In allen Ausführungen. So dass Sie modular Kompositionen zwischen ihnen zu schaffen. Die Schnitte werden auf Bestellung gefertigt und erhältlich in der Fabrik ist 21 Werktagen ab Bestellung.

## COUPES

---

Urbatek propose sections modulaires des bases, dans toutes leurs finitions, créant des compositions modulaires entre eux. Les coupes sont disponibles sur demande et à l'usine de 21 jours ouvrables à partir de la commande..

## CORTES

---

Urbatek oferece secções modulares de as bases e todos os seus respectivos acabamentos que criam composições modulares entre si. Os cortes são feitos por encomenda e a disponibilidade na fábrica é de 21 dias úteis a contar desde o pedido.

## ОТРУБЫ

---

Urbatek предлагает модульные секции оснований, и все их соответствующие концы, которые создают модульные композиции между ними. Сокращение изготавливаются на заказ и доступны на заводе составляет 21 рабочих дней со дня того.



## PERFORACIÓN EN GRES PORCELÁNICO

Para una perforación eficaz en nuestra serie Urbatek, se deben de tener en cuenta la utilización adecuada de una broca para porcelánico y el empleo de una técnica de perforación correcta.

### HERRAMIENTAS

**Taladro:** Es necesario que tenga una potencia mayor o igual a 600W, selector de modo NO PERCUTOR (rotación), selector de velocidades.

#### Brocas:

Broca de carburo de tungsteno especial porcelánico:

- Extremo helicoidal especial.
- Extremo punta de flecha (no confundir con la de vidrio)

Broca de diamante:

- Extremo cilíndrico
- Extremo corona

### TÉCNICAS DE PERFORACIÓN

**Grandes Perforaciones** (Diámetro mayor o igual a 15 mm.):

- 1.- Marcar el punto de perforación. Previamente se comprobará que no existe ninguna conducción o línea de cableado (se puede usar detector).
- 2.- Fija broca (taladro potencia superior a 600W).
- 3.- Colocar en modo NO percutor.
- 4.- Refrigerar en modo continuo, con agua el punto de perforación.
- 6.- Una vez atravesado el porcelánico técnico, cambiar de broca con el fin de proteger su vida útil.

**Pequeñas perforaciones** (Diámetro menor a 15 mm.):

- 1.- Marcar el punto de perforación. Previamente se comprobará que no existe ninguna conducción o línea de cableado (se puede usar detector).
- 2.- Fija broca (taladro potencia superior a 600W).
- 3.- Emplear sistema de centrado: usar velocidad lenta menor a 1000 rpm.
- 4.- Colocar en modo NO percutor.
- 5.- Refrigerar en modo continuo, con agua el punto de perforación.
- 6.- Es recomendable realizar una perforación previa con una broca de menor diámetro (5 o 6 mm.) y posteriormente usar el deseado.
- 7.- Una vez atravesado el porcelánico técnico, cambiar de broca con el fin de proteger su vida útil.

## TECHNICAL PORCELAIN DRILLING

To correctly drill our Urbatek series, make sure that a suitable bit for porcelain tiles is used, in combination with a suitable drilling technique.

### TOOLS

**Drill:** Must have a power rating of 600W or higher, with a selector that makes it possible to use a rotary, non-percussive mode, and with a speed selector.

#### Bits:

Special tungsten carbide bit for porcelain tiles:

- Special spiral tip.
- Arrowhead tip (do not confuse with glass bit).

Diamond-tipped bit:

- Cylindrical tip.
- Crown tip

### DRILLING TECHNIQUES

**Drilling large holes** (with a diameter of 15 mm or more):

1. Mark the drilling point, checking beforehand that there are no power cables or pipes below (using a detector if required).
2. Fix the bit in place (using a drill with a power rating of more than 600W).
3. Use in normal, non-percussive mode.
4. Cool the drilling point constantly using water.
5. Once the bit has drilled through the tile, change the bit to extend its useful working life.

**Drilling small holes** (with a diameter of less than 15 mm):

1. Mark the drilling point, checking beforehand that there are no power cables or pipes below (using a detector if required).
2. Fix the bit in place (using a drill with a power rating of more than 600W).
3. Use the centring system, at a slow speed of less than 1000 rpm.
4. Use in normal, non-percussive mode.
5. Cool the drilling point constantly using water.
6. It is advisable to first drill a smaller hole using a bit with a smaller diameter (5 or 6 mm) and then use the required bit size.
7. Once the bit has drilled through the tile, change the bit to extend its useful working life.

## PERÇAGE DU GRÈS PORCELAINÉ TECHNIQUE

Pour un perçage efficace dans notre série Urbatek, on doit considérer l'utilisation adéquate d'un foret pour grès porcelainé et l'emploi d'une bonne technique de perçage.

### OUTILS

**Perceuse:** Il est nécessaire qu'elle ait une puissance supérieure ou égale à 600W, sélecteur de mode NON PERCUTEUR (rotation), sélecteur de vitesses.

#### Forets:

Foret en carbure de tungstène spécial grès porcelainé:

- Bout hélicoïdal spécial.
- Bout pointe de flèche (ne pas confondre avec celle pour verre)

Foret en diamant:

- Bout cylindrique
- Bout couronne

### TECHNIQUES DE PERÇAGE

**Grands Perçages** (Diamètre supérieur ou égal à 15 mm):

- 1.- Marquer le point de perçage. Vérifier au préalable qu'il n'existe aucune conduite ou ligne de câblage (on peut utiliser un détecteur).
- 2.- Fixer un foret (perceuse puissance supérieure à 600W).
- 3.- Mettre en mode NON percuteur.
- 4.- Réfrigérer en mode continu avec de l'eau le point de perçage.
- 6.- Après avoir transpercé le grès porcelainé technique, changer de foret afin de protéger sa vie utile

**Petits perçages** (Diamètre inférieur à 15 mm):

- 1.- Marquer le point de perçage. Vérifier au préalable qu'il n'existe aucune conduite ou ligne de câblage (on peut utiliser un détecteur).
- 2.- Fixer le foret (perceuse puissance supérieure à 600W).
- 3.- Employer système de centrage: utiliser une vitesse lente inférieure à 1000 tr/min.
- 4.- Mettre en mode NON percuteur.
- 5.- Réfrigérer en mode continu avec de l'eau le point de perçage.
- 6.- Il est conseillé de réaliser un perçage préalable avec un foret de moindre diamètre (5 ou 6 mm) et utiliser postérieurement le foret désiré.
- 7.- Après avoir transpercé le grès porcelainé technique, changer de foret afin de protéger sa vie utile.



## CORTES EN GRES PORCELÁNICO TÉCNICO

Es necesario realizar diversos cortes en las piezas con el fin de adaptar el producto cerámico a la geometría de la zona.

### TIPOS DE CORTE

**Corte lineal y diagonal:** Se realiza para rematar el perímetro del local o bien para salvar algún obstáculo que requiera esta configuración.

**Otras configuraciones** (en forma de "L", de "U"...): Se lleva a cabo para salvar pilares, marcos de puertas, tomas de corriente, desagües,...

### HERRAMIENTAS DE CORTE

En el mercado existe una amplia gama de herramientas que nos permiten un corte eficaz en el Porcelánico Urbatek.

**Corte Manual:** La máquina debe tener las características adecuadas para los formatos, grosores de piezas y trabajos a realizar. En relación al tamaño del rodell, es recomendable emplear un diámetro de 8 mm para piezas con superficie lisa y para superficie rugosa un diámetro de 18mm.

**Corte eléctrico:** Está provista de un disco de diamante y sistema de refrigeración con agua. Nos permite realizar cortes precisos y de cierta complejidad, sobre materiales muy duros. Debe tener las características adecuadas para los formatos, grosores de pieza y trabajos a realizar. El disco de diamante debe ser de corte en húmedo y de banda continua. Esta herramienta es la más idónea para realizar cualquier tipo de corte en el porcelánico.

**Amoladora:** Está provista de un disco de diamante. Se recomienda el empleo de una amoladora de baja potencia, de 600-1100W aprox., que utiliza disco de diámetro 115 o 125mm. El disco de diamante debe ser de corte en seco y de banda continua.

## TECHNICAL PORCELAIN CUTS

The tiles have to be cut in order to adapt them to the geometry of the area.

### TYPES OF CUT

**Linear and diagonal cuts:** Used for the perimeter of the area or to run the tiles around any obstacles that require this configuration.

**Other configurations** (L-shapes, U-shapes, etc.): Used to run the tiles around columns, doorframes, plug sockets, drains, etc.

### CUTTING TOOLS

A wide range of tools are available on the market which make it possible to effectively cut Urbatek porcelain tiles.

**Manual cutting:** The machine must have the necessary features for the formats, thicknesses and type of work to be carried out. The tile-cutting disc must have a diameter of 8 mm for tiles with a smooth surface, and 18 mm for tiles with a rough surface.

**Electrical cutting:** Using a diamond cutting disc and water-cooling system, to make precise, complex cuts on very hard materials. Must have the necessary features for the formats, thicknesses and type of work to be carried out. The diamond disc must be for wet cutting, and with a continuous rim. This tool is the most ideal for making any type of cut on porcelain tiles.

**Grinder:** Uses a diamond disc. A low power grinder is recommended, of between approximately 600-1100W, using a 115 or 125 mm diameter disc. The diamond disc must be for dry cutting, and with a continuous rim.

## DÉCOUPES DU GRÈS PORCELAINÉ TECHNIQUE

Il est nécessaire de réaliser diverses coupes sur les pièces dans le but d'adapter le produit céramique à la géométrie de la zone.

### TYPES DE DÉCOUPE

**Découpe linéaire et diagonale:** On la réalise pour parachever le périmètre du local ou bien pour franchir quelque obstacle requérant cette configuration.

**Autres configurations** (en forme de "L", de "U"...): Pour franchir des piliers, encadrements de portes, prises de courant, écoulements...

### OUTILS DE DÉCOUPE

Il existe sur le marché une ample gamme d'outils qui permettent une découpe efficace du grès porcelainé Urbatek.

**Découpe manuelle:** La machine doit avoir les caractéristiques adéquates pour les formats, grosseurs de pièces et travaux à réaliser. Quant à la taille de la roulette de coupe, il est conseillé d'employer un diamètre de 8 mm pour des pièces avec surface lisse et un diamètre de 18 mm pour celles de surface rugueuse.

**Découpe électrique:** Dotée d'un disque en diamant et d'un système de réfrigération à l'eau. Permet de réaliser des coupes précises et d'une certaine complexité sur des matériaux très durs. Doit avoir les caractéristiques adéquates pour les formats, grosseurs de pièces et travaux à réaliser. Le disque en diamant doit être de coupe à eau et bande continue. Cet outil est parfait pour réaliser tout type de coupe sur le grès porcelainé.

**Meuleuse:** Dotée d'un disque en diamant. Il est recommandé d'employer une meuleuse de basse puissance, d'environ 600-1100W, qui utilise un disque en diamant de 115 ou 125 mm de diamètre. Le disque en diamant doit être de coupe à sec et bande continue.





## ¿POR QUÉ 20MM?

Dublo y Rox son el GRES PORCELÁNICO desarrollado por URBATEK, con un espesor de pieza de 20 mm. Lo que le permite ser utilizado como STE (Suelo Técnico Elevado para Exteriores) y en las condiciones más desfavorables. Podríamos establecer una rápida comparativa entre los diferentes materiales dirigidos a pavimentar como STE en exterior.

## CARACTERÍSTICAS DEL STE PARA EXTERIORES

- Es un material resistente a las manchas, puesto que su absorción es prácticamente nula.
- Posee un acabado natural y permite una integración total con el resto de pavimentos del hogar.
- Fácil acceso a la cámara (se aconseja poner una gota de p-404 (Butech) donde apoyan los plots, excepto en 1 o 2 m2 alrededor del sumidero, para poder acceder a él)
- Permite colocaciones planas sobre suelos de albañilería con pendiente, corrigiendo desniveles de hasta un 2%.
- No apto para su instalación en escaleras al vuelo, pasarelas, etc.
- Rapidez de montaje, ya que colocaremos la cerámica y sus apoyos de manera conjunta.
- El plénum creado por la elevación del suelo sirve para reducir el ruido en la planta inferior.
- Es mucho más ligero que materiales como el hormigón. Un pieza de 20mm tiene un peso aproximado de 17,5 Kg, frente a los 63 Kg que puede tener una de Hormigón. Podrá Reducir costes de transporte y obtener una mayor rentabilidad en su mano de obra contratada.
- La cámara creada a partir de la elevación del pavimento, produce una ventilación constante que evita condensaciones y provoca un aislamiento térmico por recirculación del aire.

## WHY 20MM?

Dublo and Rox are THROUGH-BODY PORCELAIN TILES developed by URBATEK, with a thickness of 20 mm. This makes them suitable for use as exterior RAF (exterior raised access flooring), even in the most adverse of conditions. When they are compared with other flooring materials used as exterior RAF, it offers numerous benefits.

## FEATURES OF EXTERIOR RAF

- They are resistant to stains, since it has an almost nil water absorption rate.
- They have a natural finish, and so it blends in perfectly with all the other flooring in the home
- Easy access to the plenum. (The pedestals should be secured with a drop of p-404 by Butech, except for those within a radius of 1 or 2m2 of the drain, so as to ensure access to it).
- Flat terrace flooring can be installed on masonry floors, offsetting slopes of up to 2%.
- Not suitable for installation in raised staircases, walkways, etc..
- The system is easy to assemble, since ceramic and the support system are installed together.
- The plenum that is created by raising the floor reduces the transmission of noise to the lower floor.
- It is much lighter than concrete. A 20mm tile weighs approximately 17.5 kg, as opposed to the 63 kg that a concrete one weighs. It can therefore save on transport and labour costs.
- The plenum that is created by raising the floor ensures constant ventilation, avoiding condensation and providing thermal insulation by re-circulating the air.

## POURQUOI 20MM?

Dublo et Rox sont GRÈS PORCELAINÉ TECHNIQUE de 20 mm d'épaisseur développé par URBATEK. Le produit peut être utilisé comme PTS (Plancher Technique Surélevé pour l'extérieur) et dans les conditions les plus extrêmes. Par rapport à d'autres matériaux employés pour revêtir un PTS d'extérieur, le produit 20mm présente de nombreux avantages.

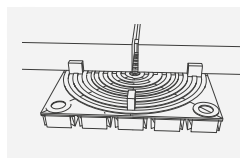
## CARACTÉRISTIQUES DU PTS POUR L'EXTÉRIEUR

- Son absorption pratiquement nulle en fait un matériau très résistant aux taches.
- Sa finition est naturelle et il s'intègre parfaitement parmi les autres revêtements de sol du logement.
- Il permet d'accéder facilement au plénum (il est conseillé d'appliquer une goutte de produit p-404 (Butech) à l'endroit sur lequel les plots s'appuient, à l'exception d'une zone de 1 ou 2 m2 autour de la bouche d'écoulement, de manière à pouvoir y accéder).
- Il permet d'exécuter des revêtements plans sur des sols en maçonnerie en pente et de compenser des dénivélés allant jusqu'à 2 %.
- Inapte pour être installée dans des escaliers en vol, passerelles, etc.
- Le système se monte rapidement, puisque le produit céramique et ses supports s'installent en même temps.
- Le plénum créé en surélevant le revêtement de sol donne lieu à une ventilation constante.
- Il est beaucoup plus léger que des matériaux tels que le béton. Une pièce de 20mm pèse environ 17,5 Kg, contre les 63 Kg qu'une dalle en béton peut peser. Le produit permet ainsi de réduire les coûts de transport et de maximiser la rentabilité de la main d'œuvre.
- Le plénum créé grâce à la surélévation du plancher permet de réduire le bruit à l'étage inférieur.

## SOPORTES

## PEDESTALS

## SUPPORTS

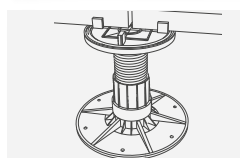


BASICPLOT

Se trata del modelo más sencillo de Butech, no regulable, con un tamaño de 100x100 mm y disponible en dos alturas (10mm y 15mm). Sin embargo es capaz de soportar aproximadamente 8000kg por unidad.

This is Butech's simplest model. Its height cannot be regulated. It measures 100x100mm and comes in a choice of two heights (10mm and 15mm). Each pedestal can withstand a weight of approximately 8000 kg.

Il s'agit du modèle le plus simple de Butech, non réglable, de dimensions 100x100 mm et disponible en deux hauteurs (10 mm et 15 mm). Bien que très simple, chaque unité de ce modèle est capable de supporter environ 8000 kg de charge.

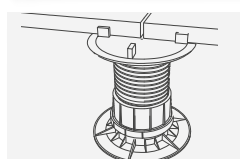


NORMALPLOT

Este modelo regulable con una base de 150mm de diámetro y un cabezal superior de 92mm, es capaz de corregir pendientes de hasta el 2% con una altura entre 50mm y 100mm soportando 1000kg por unidad.

This model can be adjusted in height. With a 150mm-diameter base and head of over 92 mm, it can be used to offset slopes of up to 2%. Each pedestal, which ranges in height from 50 mm to 100 mm, can withstand a weight of up to 1000 kg.

Ce modèle réglable en hauteur possède une base de 150 mm de diamètre et une tête supérieure de 92 mm ; il permet de compenser des pentes allant jusqu'à 2 % et sa hauteur est comprise entre 50 mm et 100 mm ; chaque unité supporte 1000 kg de charge.



ULTRAPLOT

También regulable, con una base de 140mm, un cabezal de 160mm y una altura entre 65mm y 100 mm que permite corregir pendientes de hasta el 2%, soportando aproximadamente 1200kg por unidad.

This pedestal is also adjustable in height, with a 140mm base and 160mm head. With a height that can vary from 65 mm to 100 mm, it can offset slopes of up to 2% and each pedestal can withstand a maximum weight of 1200 kg.

Également réglable en hauteur, ce modèle possède une base de 140 mm et une tête de 160 mm, sa hauteur est comprise entre 65 mm et 100 mm, il permet de compenser des pentes de jusqu'à 2 % et supporte environ 1200 kg par unité.



## INFORMACIÓN TÉCNICA 20MM / TECHNICAL INFORMATION 20MM / INFORMATION TECHNIQUE 20MM



UNE-EN ISO  
10545-2

|  |   |                                |  |
|--|---|--------------------------------|--|
| <p>Medida de longitud y de anchura<br/>Length and width<br/>Mesure de la longueur et de la largeur</p>   | <p>Desviación respecto del valor medio<br/>Deviation from mean value<br/>Déviation par rapport à la valeur moyenne<br/>± 0.2%</p>                             | <p>UNE-EN ISO<br/>10545-3</p>  | <p>Absorción de agua<br/>Water absorption<br/>Absorption d'eau</p> <p>Valor / Value / Valeur<br/><b>&lt; 0,2%</b></p>  |
| <p>Medida del grosor<br/>Thickness<br/>Mesure de l'épaisseur</p>   | <p>Desviación respecto medida de fabricación<br/>Deviation from manufacturing dimensions<br/>Déviation par rapport à la mesure de fabrication<br/>± 5%</p>    | <p>UNE-EN ISO<br/>10545-4</p>  | <p>Resistencia a la flexión<br/>Bending strength<br/>Résistance au poinçonnement statique</p> <p>Valor / Value / Valeur<br/><b>≥40 N / mm<sup>2</sup></b></p>  |
| <p>Medida de la rectitud de los lados<br/>Straightness of sides<br/>Mesure de la rectitude des côtés</p>   | <p>Desviación respecto medida de fabricación<br/>Deviation from manufacturing dimensions<br/>Déviation par rapport à la mesure de fabrication<br/>± 0.2%</p>  | <p>UNE-EN ISO<br/>10545-6</p>  | <p>Fuerza de rotura<br/>Breaking strength<br/>Force de rupture</p> <p>Valor / Value / Valeur<br/><b>≥10 kN</b></p>   |
| <p>Medida de la ortogonalidad<br/>Squareness<br/>Mesure de l'orthogonalité</p>   | <p>Desviación respecto medida de fabricación<br/>Deviation from manufacturing dimensions<br/>Déviation par rapport à la mesure de fabrication<br/>± 0.25%</p> | <p>UNE-EN ISO<br/>10545-12</p> | <p>Resistencia a la abrasión<br/>Resistance to abrasion<br/>Résistance à l'abrasion</p> <p>Valor / Value / Valeur<br/>Dublo: &lt; 150 mm<sup>3</sup><br/>Rox Dark: PEI II<br/>Rox Beige: PEI IV<br/>Rox Coal: PEI II<br/>Rox Grey: PEI III</p> |
| <p>Medida de la planitud de la superficie lateral-central-alabeo<br/>Surface flatness<br/>Side curvature-central curvature-warpage<br/>Mesure de la planéité de la surface latérale - centrale - gauchissement</p> | <p>Desviación respecto medida de fabricación<br/>Deviation from manufacturing dimensions<br/>Déviation par rapport à la mesure de fabrication<br/>± 0.2%</p>  | <p>UNE-EN ISO<br/>10545-13</p> | <p>Resistencia a la helada<br/>Frost resistance<br/>Résistance au gel</p> <p><b>RESISTENTE<br/>RESISTANT<br/>RÉSISTANT</b></p>   |
|  |   |                                | <p>Resistencia química<br/>Chemical resistance<br/>Résistance chimique</p> <p>Clase Class<br/>Dublo: UA/ULA/UHA<br/>Rox: GA/GLA/GHA</p>  |

## COMPARATIVA TÉCNICA / TECHNICAL COMPARATIVE / COMPARAISON TECHNIQUE



|   | <b>BALDOSA HORMIGÓN</b><br>UNE-EN<br>1339:2004<br>Formato: 60x40x4,7                  | <b>PORCELÁNICO 11MM.</b><br>UNE-EN<br>14411:2007  | <b>PORCELÁNICO 20MM.</b><br>UNE-EN<br>14411:2007                                      |
|---|---|---|---|
| <p>Resistencia a la flexión<br/>Bending strength<br/>Résistance au poinçonnement statique</p> | <p>Valor Test<br/>Test Value<br/>Valeur Test</p> <p><b>5,6 N / mm<sup>2</sup></b></p> | <p>Valor Norma<br/>Norm Value<br/>Valeur Norme</p> <p><b>Min. 35 N / mm<sup>2</sup></b></p> | <p>Valor Test<br/>Test Value<br/>Valeur Test</p> <p><b>≥40 N / mm<sup>2</sup></b></p> |
| <p>Carga de rotura<br/>Breaking load<br/>Charge de rupture</p>                                | <p>Valor Test<br/>Test Value<br/>Valeur Test</p> <p><b>8,8 kN<br/>~ 898 Kg</b></p>    | <p>Valor Norma<br/>Norm Value<br/>Valeur Norme</p> <p><b>1,34 kN<br/>~ 136 Kg</b></p>       | <p>Valor Test<br/>Test Value<br/>Valeur Test</p> <p><b>10,78 kN<br/>~ 1100 Kg</b></p> |
| <p>Fuerza de rotura<br/>Breaking strength<br/>Force de rupture</p>                            |   | <p>Valor Norma<br/>Norm Value<br/>Valeur Norme</p> <p><b>Min. 1,3 kN<br/>~ 132 Kg</b></p>   | <p>Valor Test<br/>Test Value<br/>Valeur Test</p> <p><b>≥ 10 kN<br/>~ 1000 Kg</b></p>  |

## INFORME DE ENSAYO / TEST REPORT / RAPPORT D'ESSAI

Para determinar el comportamiento frente a una carga estática sobre el material, se ha realizado un estudio por parte de ITC, recogido en el ensayo N° C132034 según el apartado 5.2.1 de la norma UNE EN 12825:2002. Obteniendo así, los siguientes datos:

To determine the behaviour of Dublo when subject to a static load, a study was conducted by ITC in order to draw up a test report (No. C132034) as per section 5.2.1 of standard UNE EN 12825:2002. The following data was obtained:

Afin de déterminer le comportement du matériau sous l'effet d'une charge statique, une étude a été confiée à ITC en vue de la rédaction d'un rapport d'essai (n° 132034) conformément à la section 5.2.1 de la norme UNE EN 12825:2002. Les résultats suivants ont été obtenus :

| CARACTERÍSTICAS<br>FEATURES<br>CARACTÉRISTIQUES  | VALOR OBTENIDO<br>OBTAINED VALUE<br>VALEUR OBTENUE | NORMA<br>UNE-EN<br>12825:2002 |
|--|--|-------------------------------|
| <p>Valor mínimo de la carga estática (kN)<br/>Minimum value static charge<br/>Valeur minimum de la charge statique</p> | <p><b>≥ 4</b></p>                                  | <p><b>CLASE 1</b></p>         |
| <p>Valor máximo flecha (mm.)<br/>Maximum deflection value (mm.)<br/>Valeur maximale flèche (mm.)</p>                   | <p><b>&lt; 2,5</b></p>                             | <p><b>CLASE A</b></p>         |
| <p>Coefficient 2</p>   | <p><b>&lt; 2,5</b></p>                             | <p><b>CLASE A</b></p>         |
| <p>Coefficient 3</p>   | <p><b>&lt; 2,5</b></p>                             | <p><b>CLASE A</b></p>         |



## DESTONIFICADO EN EL COLOR/ COLOUR SHADE VARIATION

En la búsqueda de las características estéticas de las piedras naturales se han desarrollado modelos que presentan marcadas diferencias entre placas de un mismo tono y partida.

El grado de destonación es el parámetro por el cual se indica la variación que puede esperarse para un determinado modelo. Se trabaja con una escala que va de V1 a V4, siendo el primero indicativo de una mínima o inexistente variación entre baldosas y el último de una variación tan importante que hace que no puedan preverse los colores y el diseño de una baldosa a partir de las anteriores.

In our bid to emulate the visual characteristics of natural stone, models have been developed where a marked difference can be observed among tiles of the same colour and batch.

The degree of shade variation is a parameter used to indicate the difference in shade found in a certain model. A scale is used ranging from V1 (no variation or just a minimum variation from one tile to another) to V4 (such a big variation that the colour and pattern of a tile cannot be predicted from previous ones).



**V1 APARIENCIA UNIFORME**  
V1 UNIFORM APPEARANCE

Las diferencias entre baldosas de una misma producción son mínimas.  
The differences between tiles of the same production are minimal.



**V2 LIGERA VARIACIÓN**  
V2 SLIGHT CHANGE

Diferencias claramente distinguibles en textura y/o diseño dentro de colores similares.  
Clearly distinguishable differences in texture and/or pattern within similar colors.



**V3 VARIACIÓN MODERADA**  
V3 MODERATE VARIATION

Los colores presentes en una pieza son indicativos de los colores que presentarán las demás piezas, aunque la cantidad de cada color puede variar significativamente de una pieza a otra.

The colors present in one piece are indicative of the color of the other pieces, although the shade of each color may vary significantly from one tile to another.



**V4 VARIACIÓN ALEATORIA**  
V4 RANDOM VARIATION

Diferencias de color aleatorias de una pieza cerámica a otra, de manera que una de ellas puede tener colores completamente diferentes a los de las otras. Así, la instalación final será única.

Random color differences between ceramic tiles, so that one color may be completely different from the other. Thus, the final composition will be unique.

## RESISTENCIA AL DESLIAMIENTO (RAMPA)/ SKID RESISTENCE (RAMP)

Describe el método de determinación de las propiedades antideslizantes de los pavimentos utilizados en los lugares donde se transita con pie calzado. Este ensayo se realiza en un dispositivo en el que la persona que efectúa la prueba, camina sobre un plano inclinado de ángulo variable con pie calzado de suela normalizada. La superficie está continuamente impregnada con un agente lubricante (aceite para motor SAE10W30). El ángulo del plano inclinado que todavía permite estar de pie con seguridad, sin deslizarse, es la medida del ensayo.

This standard describes the method for determining the non-slip properties of floor coverings in places where footwear is used. For this test, a person wearing footwear with a standardized sole walks along a ramp whose angle is adjusted. The surface is covered continuously in a lubricating agent (SAE10W30 engine oil). The angle of the ramp where the person can remain safely on foot, without slipping or sliding, is taken as the test value.



**R9: > 6° - 10°**

FRICCIÓN ESTÁTICA BAJA

LOW STATIC FRICTION



**R10: > 10° - 19°**

FRICCIÓN ESTÁTICA NORMAL

NORMAL STATIC FRICTION



**R11: > 19° - 27°**

FRICCIÓN ESTÁTICA INCREMENTABLE

INCREASED STATIC FRICTION



**R12: > 27° - 35°**

FRICCIÓN ESTÁTICA ALTA

HIGH STATIC FRICTION



**R13: > 35°**

FRICCIÓN ESTÁTICA MUY ALTA

VERY HIGH STATIC FRICTION



## CLASIFICACIÓN Y APLICACIÓN DE ZONAS HÚMEDAS DE TRÁNSITO SIN CALZADO CON RESISTENCIA AL DESLIZAMIENTO

### WET BAREFOOT AREAS & SLIP RESISTANCE CLASSIFICATION AND APPLICATION AREAS

DIN 51097

Mide las propiedades antiderrapantes para zonas en las que se camina descalzo. El ensayo se realiza en un dispositivo en el que la persona que efectúa el ensayo camina sobre un plano inclinado de pendiente variable. La superficie va revestida con las baldosas a ensayar y está constantemente impregnada de una solución jabonosa. El ángulo del plano inclinado que todavía permite estar de pie con seguridad, es la medida del ensayo.

This standard measures the non-slip properties of areas where people go barefoot. For this test, a person walks on a ramp whose angle is adjusted. The surface is laid with the tiles to be tested and covered continuously in soapy water. The angle of the slope where a person can remain safely on foot is taken as the test value.

| Clase | Mínimo ángulo de inclinación | Zonas  |
|-------|------------------------------|--|
| A     | 12°                          | <ul style="list-style-type: none"> <li>• Zonas de paso de pies descalzos (Principalmente Secos)</li> <li>• Vestuarios colectivos o individuales</li> <li>• Fondos de areas no aptas para nado con una profundidad mayor de 80 cm</li> <li>• Saunas y baños</li> </ul>  |
| B     | 18°                          | <ul style="list-style-type: none"> <li>• Zonas de paso de pies descalzos no ajustados a la clase A</li> <li>• Duchas</li> <li>• Zonas próximas a pulverizadores desinfectantes</li> <li>• Bordos de piscinas</li> <li>• Fondos de areas no aptas para nado con una profundidad menor de 80 cm</li> <li>• Pavimentos de areas no aptas para nado en piscinas con efecto de olas</li> <li>• Pavimentos ajustables de piscina</li> <li>• Suelos elevables</li> <li>• Escaleras de acceso a piscinas</li> <li>• Huellas de acceso a piscinas con un ancho máximo de 1 metro y pasamanos en ambos lados</li> <li>• Escaleras y Huellas externos a zonas de piscinas</li> <li>• Saunas y baños no ajustables a la clase A</li> </ul> |
| C     | 24°                          | <ul style="list-style-type: none"> <li>• Escaleras de acceso a piscinas no ajustadas a la clase B</li> <li>• Piscinas de recreo</li> <li>• Bordos inclinados de Piscina</li> </ul>   |

| Class | Min. degree of slope | Areas   |
|-------|----------------------|---|
| A     | 12°                  | <ul style="list-style-type: none"> <li>• Barefoot hallways (mostly dry)</li> <li>• Individual and group changing rooms</li> <li>• Bottom of the non-swimmer sections when the water depth is more than 80 cm</li> <li>• Sauna and rest areas</li> </ul>   |
| B     | 18°                  | <ul style="list-style-type: none"> <li>• Barefoot hallways and passages not answering the class A description</li> <li>• Shower rooms</li> <li>• Areas surrounding disinfectant sprayers</li> <li>• Pool surrounds</li> <li>• Bottom of the non-swimmer sections when the water depth is less than 80 cm</li> <li>• Floors of non-swimmer sections in tide-effect pools</li> <li>• Adjustable swimming pool floors</li> <li>• Lift-slab floors</li> <li>• Pool-access ladders</li> <li>• Pool-access steps/stairs with a max. width of 1 m and handrails on both sides</li> <li>• Ladders and steps/stairs outside of the pool areas</li> <li>• Sauna and rest areas not answering the class A description</li> </ul> |
| C     | 24°                  | <ul style="list-style-type: none"> <li>• Pool-access steps/stairs not answering the class B description</li> <li>• Walk-through pools</li> <li>• Inclined pool borders</li> </ul>   |



## NUESTRO COMPROMISO / OUR COMMITMENT / NOTRE ENGAGEMENT

Porcelanosa Grupo le ofrece el mejor servicio para completar sus proyectos de manera fácil y rápida.

Con el objetivo de satisfacer todas sus necesidades constructivas con el mejor diseño y la máxima calidad, Porcelanosa Grupo le ofrece toda una gama de productos para vestir con gran diseño multitud de proyectos, desde viviendas unifamiliares, franquicias, espacios públicos.. Una infinidad de lugares donde acercarle el diseño con la máxima garantía de calidad. Actualmente Porcelanosa Grupo cuenta con 410 tiendas en 72 países, un equipo de 5.000 personas, 900.000 metros cuadrados de instalaciones y una facturación anual de más de 1.150 millones de euros.

Trabaja comprometida con el desarrollo sostenible, apuesta por una expansión internacional constante y garantiza la satisfacción de todos y cada uno de nuestros clientes. Por todo esto Porcelanosa Grupo es mucho más que una marca.

Urbatek se transforma así en un estandarte más de calidad en el Grupo cerámico más importante del mundo. Cerámica de alta calidad con un magnífico servicio.

URBATEK CERAMICS, S.A. asume el compromiso global de mantener una política y respetuosa con el medio ambiente. La iniciativa ECOTECH, promovida desde Porcelanosa Grupo, y la implantación del SGM, en cumplimiento con la normativa ISO 14001, son prueba del esfuerzo de la empresa por conseguir un conjunto de acciones empresariales limpias y respetuosas con el planeta. Con el fin de prevenir y reducir los impactos medioambientales y realizar una óptima gestión de los residuos generados, se dispone de un amplio departamento de calidad y medio ambiente cuyos expertos evalúan periódicamente el impacto medioambiental de nuestra actividad. Además, al menos una vez al año nos sometemos a auditorías externas que evalúan nuestra actuación y avalan nuestro compromiso con el desarrollo sostenible.

Porcelanosa Grupo offers unbeatable service to help you bring projects to fruition swiftly and easily.

To provide all the building solutions you might need in top-quality style with designs second to none, Porcelanosa Grupo offers an extensive range of products to bring stylish design to a multitude of different projects, from single-family homes to franchise outlets and public spaces. Bringing design appeal and full quality guarantees to endless different settings. Porcelanosa Grupo currently has 410 showrooms in 72 countries, a workforce of 5,000 people, premises covering a surface area of 900,000 square metres and a yearly turnover of over 1,150 million euros.

The group is committed to sustainable development, basing its strategy on ongoing international expansion and the satisfaction of each and every one of its clients. That's why Porcelanosa is so much more than just a brand name.

In this way Urbatek has become yet another quality symbol of the world's leading tile manufacturing group. Top-quality tiles and unparalleled service.

URBATEK has taken on a global commitment to ensuring a solid, environmentally-friendly policy. Proof of the company's efforts to ensure clean, eco-friendly business activities are the ECOTECH initiative, promoted by Porcelanosa Grupo, and the implementation of an Environmental Management System in compliance with the ISO 14001 standard. In order to reduce and prevent environmental impacts and guarantee an optimum waste management system, URBATEK has a sizable Quality Control & Environmental Department whose experts regularly assess the environmental impacts of the firm's activities. In addition, at least once a year external audits are conducted to evaluate the firm's actions and guarantee its commitment to sustainable development.

Porcelanosa Grupo vous offre le meilleur service pour parfaire vos projets d'une manière facile et rapide.

Dans le but de répondre à tous vos besoins de construction avec le meilleur design et la plus grande qualité, Porcelanosa Grupo vous propose toute une gamme de produits permettant d'habiller avec bon goût une infinité de projets, des logements particuliers aux franchises et aux espaces publics. D'innombrables lieux permettant d'accéder au design avec les plus grandes garanties de qualité. Porcelanosa Grupo dispose actuellement de 410 points de vente dans 72 pays, d'une équipe de 5.000 personnes, de 900.000 mètres carrés d'installations, et réalise un chiffre d'affaires annuel dépassant 1,150 milliards d'euros.

Le groupe est engagé vis-à-vis du développement durable, mise sur une expansion internationale constante et garantit la satisfaction de chacun de ses clients sans aucune exception. C'est pour toutes ces raisons que Porcelanosa Grupo est bien plus qu'une simple marque.

Urbatek est ainsi devenu un nouveau standard de qualité au sein du Groupe fabricant de céramique le plus important du monde. Une céramique d'une qualité incomparable et un service irréprochable.

URBATEK CERAMICS S.A. assume l'engagement global de la mise en œuvre d'une politique énergétique efficace et respectueuse de l'environnement. L'initiative ECOTECH, promue par Porcelanosa Grupo, et l'implantation d'un SGE conforme à la norme 14001, sont la preuve des efforts engagés par l'entreprise pour mettre en place un ensemble d'actions industrielles visant à une production propre et respectueuse de la planète. Afin de prévenir et de réduire les impacts environnementaux et d'assurer une gestion optimale des déchets produits, la firme s'est dotée d'un grand département qualité et environnement dont les experts évaluent régulièrement l'impact environnemental de son activité.



## INSTRUCCIONES DE COLOCACIÓN/ TILE-LAYING INSTRUCTIONS / CONSEILS DE POSE



**1.** Resulta de gran importancia, en la colocación, la elección de las herramientas y útiles adecuados (tanto la llana dentada, como la maza de goma, siempre de goma blanca, ventosas y crucetas para la colocación y la llanta de goma para el rejuntado).

It is essential to choose the right tools and utensils to lay the tiles (a notched trowel, rubber mallet, always white rubber, suction pads, and spacers for laying the tiles and a rubber trowel to grout them).

Avant de procéder à la pose, il est extrêmement important de bien choisir les outils et accessoires à utiliser (aussi bien la taloche crantée que le marteau en caoutchouc blanc, les ventouses et les croisillons de pose, ainsi que la taloche en caoutchouc pour le jointoiment).



**2.** El soporte (pared o suelo) que se va a revestir debe estar perfectamente nivelado, no presentando defectos de planicidad. Recomendamos la impermeabilización previa de los ambientes húmedos. Una diferencia en el grosor de la capa de adhesivo origina diversas tensiones con la superficie cerámica que terminan provocando "cejas".

The substrate (the wall or floor to be tiled) must be completely leveled, with no deviation in its surface flatness. Places subject to damp should be waterproofed first. A difference in the width of the adhesive layer will generate stresses of different kinds on the tiled surface, leading to uneven ridges.


Le support à revêtir (mur ou sol) doit être parfaitement à niveau et ne peut présenter aucun défaut de planéité. Nous recommandons d'imperméabiliser au préalable les ambiances humides. Les différences d'épaisseur de couche de colle génèrent diverses tensions qui finissent par provoquer l'apparition de « saillies » sur la surface de la céramique.



**3.** La superficie a revestir debe estar totalmente limpia de polvo o cualquier otra sustancia que pueda perjudicar la adhesión de las baldosas. Así se facilita una mejor adherencia del material de agarre sobre el soporte utilizado.

The tiled surface must be completely free from dust or any other substance that might prevent the tiles from bonding to it. A clean surface will ensure that the bonding material sticks more firmly to the substrate.

La surface doit être parfaitement propre de poussières ou de toute autre substance qui pourrait nuire à l'adhérence des carreaux. Le matériau de pose adhère ainsi plus facilement sur le support utilisé.



**4.** Durante la colocación, la intensidad de luz debe ser tal que nos permita distinguir con facilidad la presencia de cualquier defecto, en especial la aparición de "cejas". Durante esta fase, se debe trabajar con una intensidad de luz superior a la que iluminará el ambiente una vez finalizada la obra. La utilización de focos nos ayudará a evitar este problema.

During the tile-laying process, the light should be good enough to make it easy to see any defects, particularly uneven ridges. During this stage, it is important to work with stronger lighting than that used to illuminate the area once the work has finished. Using spotlights will help overcome this problem.


Lors de la pose, l'intensité de la lumière doit permettre de distinguer sans difficulté l'existence de tous types de défauts, et notamment l'apparition de « saillies ». Pendant ces opérations, l'intensité de la lumière doit être supérieure à celle qui éclairera normalement l'ambiance à la suite des travaux. L'utilisation de lampes contribue à éviter ce problème.



**5.** La elección del tipo adhesivo a emplear resulta fundamental. Se debe tener en cuenta las propiedades del soporte que vamos a revestir (superficie de ladrillo, madera, yeso, metal...), las características del porcelánico técnico, el formato de la baldosa y el destino de uso. Se recomienda el sistema de colocación en capa fina con un adhesivo flexible. Para formatos superiores a 30x30cm, se recomienda la técnica de doble encolado, que consiste en la aplicación del adhesivo tanto sobre la superficie de colocación como sobre el dorso de la baldosa cerámica.

The right choice of adhesive must be used. It is important to bear in mind the properties of the substrate to be tiled (whether it is made of brick, wood, plaster, metal etc), the characteristics of the through-body porcelain tiles, and final use of the tiled surface. We recommend the use of the thin-bed system to lay the tiles, in combination with a flexible adhesive. For formats of over 30x30cm, the floating and buttering method should be used. This consists of spreading adhesive over the substrate and back of the tiles.

La selección de la colle à employer est fondamentale. Il est nécessaire de tenir compte des propriétés du support qui doit être revêtu (surfaces en briques, en bois, en plâtre, en métal, etc.), des caractéristiques du grès porcelainé technique, du format des carreaux et de l'usage auquel ces derniers sont destinés. Il est conseillé d'appliquer la méthode de pose en couche fine et d'employer une colle flexible. Pour les formats supérieurs à 30x30cm la méthode recommandée est la technique du double encollage, c'est à dire en appliquant de la colle aussi bien sur la surface à revêtir que sur le dos des pièces céramiques.



**6.** Todas las baldosas de porcelánico técnico requieren una manipulación cuidadosa para evitar despuntados, desconchados o la aparición de rayas en la superficie. LA GUIA DE LA BALDOSA CERÁMICA recomienda no hacer la colocación con separación inferior a 1,5mm entre pieza y pieza. En la colocación de los formatos URBATEK se recomienda utilizar crucetas de 2mm. Para formatos rectangulares, cuando se colocan a junta trabada, se aconseja igualmente colocar 3/4 de pieza. En los paros de colocación, se debe tener en cuenta que el material ya colocado ha retraído y que el que vamos a colocar va a sufrir el mismo movimiento. Se debe predecir, por lo tanto, el posible movimiento o retracción, ya que si seguimos colocando al mismo nivel, la posterior retracción puede originar un pequeño desnivel.

All through-body porcelain tiles need to be carefully handled to avoid chipped corners, chipped surfaces or scratches. The CERAMIC TILE GUIDE recommends a minimum tile joint of 1.5mm between each tile. When the tiles are laid, spacers measuring 2mm, should be used. When rectangular tiles are laid in staggered fashion, the tiles in one row should be laid 3/4 of the way along the tiles in the previous row. When there are interruptions in the tile-laying process, remember that any material that has already been laid will have undergone some shrinkage and that the same will happen to the new material. You must therefore calculate how much the material will move or shrink, because if you continue to lay the tiles at the same level, you might end up with an uneven ridge.

Tous les carreaux en grès porcelainé technique doivent être manipulés avec soin afin d'éviter tout ébrèchement et de ne pas rayer leur surface. Le GUIDE DES CARREAUX CÉRAMIQUES préconise un joint d'au moins 1,5 mm entre les carreaux. L'emploi de croisillons d'au moins 2 mm de largeur est conseillé pour poser les carreaux. Pour poser des formats rectangulaires en décalant ces derniers, il est de même recommandé de les décaler de 3/4 de la longueur de la pièce. Après une pause de travail, il est nécessaire de tenir compte du fait que le matériau déjà posé s'est rétracté et que celui qui va être posé sera soumis au même phénomène. Il est par conséquent utile de prévoir les éventuels mouvements ou phénomènes de rétraction, car en carrelant au même niveau, la rétraction ultérieure peut donner lieu à de légères irrégularités.



**7.** Hay que considerar en cualquier caso la presencia de juntas perimetrales que ayudarán a absorber cualquier movimiento post-obra. Estas juntas han de permanecer vacías o rellenas de cualquier material comprensible y deben tener una anchura mínima de 8mm. Esta junta se disimula con el zócalo o con el propio azulejo.

In all cases, perimeter joints must be incorporated, since they will help to absorb any movements after the tiles have been laid. These joints must be left empty or filled with any compressible material, and they should have a minimum width of 8 mm. The said joints can be concealed by skirtings or by the tiles themselves.

Il est dans tous les cas nécessaire de prévoir des joints périmétriques qui contribueront à la compensation de tout mouvement après les travaux. Ces joints peuvent consister en un creux vide ou rempli d'un matériau comprimeable quelconque, et leur largeur doit être de 8 mm au minimum. Ces joints sont dissimulés par la plinthe ou par les carreaux eux-mêmes.



**8.** Si el soporte lleva ya sus propias juntas estructurales o de partición, éstas deben respetarse cuando se proceda a la colocación del recubrimiento cerámico. Se recuerda que la superficie máxima a revestir con baldosas cerámicas sin juntas de partición es de 50m<sup>2</sup> a 70m<sup>2</sup> si se trata de un interior, y de la mitad si se trata de un ambiente exterior. Durante la fase de colocación, cuando aún no se ha completado la fase de fraguado (sobre todo al finalizar la jornada o al inicio del día siguiente), debemos revisar lo ya colocado, ya que todavía estamos a tiempo de corregir cualquier defecto de colocación, utilizando para ello el mazo de goma (siempre blanco) y las ventosas.

If the substrate already contains structural or intermediate movement joints, they must be maintained when the tiles are laid. The maximum surface that can be tiled without intermediate movement joints is 50m<sup>2</sup> to 70m<sup>2</sup> in indoor environments and half that amount in outdoor ones. During the tile-laying process, when the adhesive has still not fully set (particularly at the end of the day or beginning of the next day), any tiles that have already been laid must be checked, since there is still time to correct any tile-laying defects, using a rubber mallet (always use a white one) and suction pads.

Si le support est déjà doté de ses propres joints structurels ou de fractionnement, ces derniers doivent être respectés en posant le revêtement en céramique. Ne pas oublier que la surface à revêtir de carreaux céramiques sans joints de fractionnement ne peut pas occuper plus de 50m<sup>2</sup> à 70m<sup>2</sup> à l'intérieur des bâtiments, et la moitié s'il s'agit d'un espace extérieur. Tout au long des travaux de pose, avant que le durcissement du matériau ne se produise (en particulier en fin de journée et en début de matinée le jour suivant), il est nécessaire de réviser les carreaux déjà posés, car il est encore temps de corriger tout défaut de pose en employant pour ce faire un marteau en caoutchouc (toujours blanc) ou des ventouses.



**9.** Antes del rejuntado comprobaremos que las juntas de colocación (entre baldosa y baldosa) están vacías y limpias del material de agarre y restos de suciedad. Cualquier agente intermedio puede restar efectividad a la junta de colocación, dificultando además la adherencia del material de juntas.

Before grouting the tiles, make sure that the tile joints are clean and free from any bonding material or dirt. This type of substance can detract from the end result of the tile joints and also reduce the bonding strength of the grout.

Avant de procéder au jointoiment, s'assurer que les creux entre les carreaux sont vides et propres de matériaux de pose ou de salissures. Toute substance étrangère risque de compromettre la fonction du joint de pose et l'adhérence du matériau de jointoiment.



**10.** El relleno de juntas se realiza cuando las baldosas se encuentren perfectamente adheridas al soporte. En el caso especial del pavimento, se deben seguir las recomendaciones del fabricante de adhesivos, con el fin de dejar transcurrir el tiempo suficiente antes de ser pisado o sometido a cualquier tipo de carga.

The tiles should be grouted when they have bonded completely to the substrate. In the case of floor tiles, the adhesive manufacturer's recommendations should be followed so that sufficient time is left before the floor is trodden on or subjected to any kind of load.

Le jointoiment s'effectue lorsque les carreaux sont parfaitement collés sur le support. Dans le cas des revêtements de sol, il est nécessaire de tenir compte des conseils du fabricant de la colle et d'attendre le temps nécessaire avant de marcher sur le carrelage ou de soumettre les carreaux à une charge quelconque.



**11.** El material rejuntado se aplicará con llana de goma, evitando en todo momento la utilización de llanas metálicas, que puedan dañar la superficie esmaltada. Existe en el mercado material de juntas en una amplia gama de colores para poder asegurar la uniformidad de tono de cualquier ambiente. No se debe utilizar nunca junta de color negro, que contenga negro de humo (Carbón micronizado), ni tintes que puedan dificultar la limpieza de la superficie revestida.

The grouting material should be applied with a rubber trowel, avoiding the use of metal trowels at all times since they might damage the glazed surface. Grouting material is sold in a wide range of colours to match the colour of the tiled surface. We recommend Butech adhesives and grouts for all our tiles. Grouts are available in a wide range of colours to match or contrast with the colour of the tiled surface. Do not use grouts that contain micronized coal, as they may mark the tiles surface and cause damage.

Le matériau de jointoiment s'applique à l'aide d'une taloche en caoutchouc (il est vivement déconseillé d'employer une taloche métallique, qui pourrait endommager la surface émaillée des carreaux). Il existe sur le marché des matériaux de jointoiment dans une vaste gamme de couleurs qui permettent de garantir l'uniformité des tons de toute l'ambiance. Il ne faut jamais utiliser de joint de couleur noire, car il contient du noir de charbon (charbon en poudre) et ne jamais utiliser de teintures qui peuvent rendre difficile la surface carrelée.



**12.** La retirada de los restos de material de rejuntado se debe realizar utilizando una esponja humedecida en agua limpia. Esta operación no se debe prolongar en el tiempo, ya que un excesivo tiempo de contacto del material de rejuntado con la superficie esmaltada dificulta la posterior eliminación del mismo, en especial aquellos modelos que su superficie presenta relieves. En la instalación del pavimento es imprescindible la protección del material ya colocado con sistemas adecuados para impedir posibles daños hasta la finalización de la obra, debido a la presencia del material abrasivo y continuo trasiego de herramientas. De esta forma, además de la protección del material, se facilitan así las posteriores tareas de limpieza. Se deben evitar agentes de limpieza que contengan ácido fluorhídrico (HF) y detergentes sólidos que contengan partículas susceptibles de abrasionar el material. El ácido fluorhídrico eliminaría totalmente la superficie esmaltada del material, causando así daños irreparables.

The remains of any grouting material should be removed with a sponge dampened with clean water. This operation should be performed relatively swiftly, because if the grouting material is in contact with the glazed surface for too long, it will be hard to remove, particularly with tile models with an embossed surface. When floor tiles are laid, completed sections should be protected in a suitable way to prevent possible damage before the work is finished due to the presence of abrasive material, tools being moved back and forth etc. In this way, not only will the material be protected, but it will facilitate any subsequent cleaning. Cleaning agents containing hydrofluoric acid (HF) or solid agents with particles that might scratch the tiles must be avoided. Hydrofluoric acid will remove the glazed surface of the tiles, causing irreparable damage.

L'élimination des restes de matériau de jointoiment doit être effectuée à l'aide d'une éponge humidifiée dans de l'eau propre. Cette opération doit être réalisée suffisamment tôt pour éviter qu'un contact excessivement prolongé entre le matériau de jointoiment et la surface émaillée des carreaux rende plus difficile l'élimination de celui-ci, en particulier si la surface des modèles présente des reliefs. En posant les carreaux de sol, il est impératif de protéger le matériau déjà posé en adoptant les mesures appropriées, de manière à éviter tout dégât éventuel jusqu'à la fin des travaux, car les chantiers se caractérisent par la présence de matières abrasives et un déplacement continu d'outillages qui pourraient endommager les carreaux. En plus de protéger le matériau, ces mesures facilitent également les travaux de nettoyage postérieurs. Éviter les produits de nettoyage contenant de l'acide fluorhydrique (HF) et les détergents en poudre contenant des particules abrasives susceptibles de rayer les carreaux. L'acide fluorhydrique éliminerait complètement l'émail des carreaux en provoquant ainsi un dommage irréparable.



## CONSEJOS DE LIMPIEZA

### 1/LIMPIEZA DE RESTOS DE OBRA. CEMENTO.

Tras la instalación del material cerámico, su superficie suele presentar restos de cemento en forma de una película o pequeñas acumulaciones que enmascaran la belleza del modelo. De no retirarse pueden afectar seriamente el aspecto final del producto colocado.

Antes de realizar la limpieza final de obra (eliminación de restos cementosos) es necesario respetar un tiempo de espera prudencial de 24-48 horas aprox., con el fin de que tenga lugar el correcto fraguado del material de rejuntado. En materiales porcelánicos pulidos, una vez rejuntado el material debe limpiarse con una esponja húmeda antes que el material de rejuntado se haya endurecido. Durante y posteriormente a su colocación, para los trabajos posteriores de la obra, debe protegerse el pavimento con cualquier medio disponible (cartón, serrín, etc.).

Existen productos comerciales denominados quitacmentos o desincrustantes que son disoluciones ácidas y se utilizan principalmente para la eliminación de los restos cementosos (restos de obra). Tendremos en cuenta:

- Las características de las baldosas y recomendaciones del fabricante.
- No se deben utilizar espátulas o cepillos metálicos.

Los desincrustantes se emplean diluidos en agua y para su aplicación se deben seguir las instrucciones de uso indicadas por el fabricante y atender a las precauciones para una utilización segura (por ejemplo: utilizar guantes durante su manipulación, mantener una ventilación adecuada,...).

Antes de proceder a su utilización es recomendable realizar una prueba del producto en una zona poco visible o bien sobre una pieza no instalada. Se deja actuar un tiempo prudencial y se comprueba que no daña la superficie de la baldosa.

Se debe evitar la utilización de concentrados que contengan partículas abrasivas, salfurnán o agua fuerte (ácido clorhídrico) puesto que en su formulación se pueden hallar trazas (pequeñas proporciones) de ácido fluorhídrico y éste último es capaz de reaccionar con cualquier material cerámico y alterar su aspecto superficial de un modo considerable.

\*\*\*Los vapores de ácido clorhídrico pueden atacar los metales que se encuentren cerca del punto de aplicación\*\*\*

### 2/LIMPIEZA COTIDIANA Y MANTENIMIENTO

Terminada la obra eliminar los restos de material lo antes posible. Cuando se derrame sobre el piso algún producto que pueda producir mancha, es aconsejable limpiar lo antes posible para evitar que se seque, dificultando su posterior eliminación. Para la limpieza diaria recomendamos el uso del detergente habitual diluido con agua limpia. Los revestimientos cerámicos, son producidos para garantizar una gran vida útil.

Por lo tanto, se debe tener algunos cuidados en su uso y conservación:

- Mantener una limpieza frecuente.
- Conservar el ambiente libre de suciedades abrasivas utilizando alfombras o felpudos.
- Proteger los elementos que puedan ser arrastrados sobre el revestimiento cerámico.
- No deben aplicarse ceras, aceites, etc.... ya que la mínima porosidad del porcelánico impide una correcta aplicación, pudiendo derivar en "empañado" de la superficie vista a contraluz.
- Se deberá instalar felpudos industriales en las entradas de locales de uso público, especialmente si el acceso es directo desde la calle. Con esta precaución se evitarán deslizamientos por "agua planning" y se conseguirá una mayor durabilidad de las superficies pulidas.

## CLEANING TIPS

### 1/CLEANING OFF CEMENT REMNANTS

After laying the tiles, the surface may contain remnants of cement as a film or small splashes that affect the appearance of the tile. If these are not removed, they can seriously affect the final appearance of the product.

Before carrying out the final cleaning process to remove any cement remnants, it is necessary to wait for between 24 and 48 hours so that the grouting material can dry fully. On polished porcelain tiles, once the material has been grouted it must be cleaned using a wet sponge before the grouting material has hardened. While laying and afterwards, the flooring must be protected while other work is underway using any type of method available, (cardboard, sawdust, etc.).

Commercial cement removing products are available which are acid solutions, and are mainly used for removing cement splashes. In this case it is important to take into account:

- The characteristics of the tiles and the manufacturer's recommendations.
- Not to use metallic brushes or scrapers.

The cement removers are used diluted in water, and must be applied according to the manufacturer's instructions, paying close attention to the instructions for safe use (such as wearing gloves and ensuring that the area is correctly ventilated)

Before applying the product, it should be tested on a small section of tile in an area that is not overly visible, or on a tile that has not been laid. Leave it to act for a suitable period of time, and check that it has not damaged the surface of the tile.

Avoid using concentrates that contain abrasive particles or hydrochloric acid, as these may contain traces of hydrofluoric acid which can react with any type of ceramic material, and seriously affect its surface appearance.

\*\*\*Hydrochloric acid vapour can attack metals that are close to the point where it is applied \*\*\*

### 2/DAILY CLEANING AND MAINTENANCE

Once building work is complete, any remnants of foreign materials must be removed as quickly as possible. If any products that can cause stains are spilt on the floor, they must be removed before they dry, as otherwise they will be difficult to eliminate at a later stage. A normal detergent diluted in clean water should be used for daily cleaning. Ceramic wall and floor tiles are made to guarantee a long useful working life.

The following recommendations for their care and use should be applied:

- Clean regularly.
- Keep the atmosphere free from abrasive dirt particles by using carpets or rugs.
- Protect any elements that may be dragged over the ceramic tiles.
- Avoid heavy weights or dropping pointed objects.
- Do not apply waxes or oils to the tiles, as the low porosity of the tiles means they cannot be absorbed correctly, and may lead to the tiles having a cloudy appearance when seen from certain angles.
- Industrial mats must be installed at the entrance to public spaces, especially if the entrance leads directly from the street. This will prevent the surface from becoming slippery, and protect polished surfaces for a longer period of time.

## CONSEILS DE NETTOYAGE

### 1/LIMPIEZA DE RESTOS DE OBRA. CEMENTO.

Au terme de la pose du matériau céramique, il est normal que la surface de ce dernier soit tachée de restes de ciment sous la forme d'un film ou de petits dépôts qui gâchent la beauté du modèle posé. S'ils ne sont pas retirés à temps, ces restes peuvent affecter gravement l'aspect final du produit céramique.

Avant de procéder au nettoyage final du chantier (élimination des restes de ciment), il est nécessaire de respecter un temps d'attente prudential de 24 à 48 heures environ, de manière à permettre au matériau de jointoiement de durcir correctement. Dans le cas des produits en grès porcelainé poli, le matériau céramique doit être nettoyé à l'aide d'une éponge humide avant le durcissement du matériau de jointoiement. Pendant et après les opérations de pose, lors des travaux ultérieurs du chantier, les matériaux céramiques doivent être protégés par un moyen quelconque (carton, sciure, etc.).

Il existe dans le commerce des produits de nettoyage du ciment ou désincrustants, qui consistent en des solutions acides et s'utilisent principalement en vue de l'élimination des restes de matériaux à base de ciment (matériaux de chantier). Il est nécessaire de tenir compte des aspects suivants :

- Les caractéristiques des carreaux céramiques et les conseils du fabricant.

Éviter l'emploi de spatules ou de brosses métalliques. Les désincrustants s'emploient dilués dans de l'eau et doivent être appliqués en respectant les recommandations fournies par le fabricant, de même qu'en adoptant les précautions nécessaires en vue d'une utilisation sûre (par exemple, porter des gants pendant l'application, assurer une ventilation suffisante, etc.).

Avant d'utiliser ces produits, il convient d'effectuer un test dans une zone peu visible ou sur une pièce non posée. Laisser agir pendant un certain temps et vérifier si le désincrustant n'endommage pas la surface du carreau céramique.

Éviter dans tous les cas d'employer des produits concentrés contenant des particules abrasives ou de l'eau forte (acide chlorhydrique), car la formule de ceux-ci peut contenir des traces (petites concentrations) d'acide fluorhydrique qui pourrait réagir sur n'importe quel matériau céramique et altérer irrémédiablement l'aspect de la surface de ce dernier.

\*\*\* Les vapeurs d'acide chlorhydrique peuvent attaquer les métaux qui se trouvent à proximité de la zone d'application \*\*\*

### 2/NETTOYAGE QUOTIDIEN ET ENTRETIEN

Au terme des travaux, il est nécessaire d'éliminer les restes de matériaux dès que possible. Si l'un ou l'autre produit susceptible de donner lieu à des taches est versé sur le revêtement de sol, il est souhaitable de nettoyer ce dernier aussi tôt que possible afin d'éviter que les taches ne sèchent, ce qui rendrait plus difficile leur élimination ultérieure. Pour le quotidien, nous recommandons d'employer un détergent usuel dilué dans de l'eau propre. Les revêtements en céramique sont conçus pour garantir une longue vie utile.

Certains soins sont toutefois nécessaires pour leur utilisation et leur conservation :

- Réaliser un nettoyage fréquent.
- Préserver l'espace des salissures abrasives en utilisant des tapis ou des paillassons.
- Protéger les éléments susceptibles d'être traînés sur le revêtement en céramique.
- Éviter d'utiliser des cires, des huiles, etc., car la porosité pratiquement nulle du grès porcelainé empêche leur application correcte, ce qui pourrait donner lieu à un « voilage » de la surface vue à contrejour.
- Il est vivement conseillé d'installer des paillassons industriels à l'entrée des locaux accessibles au public, en particulier si l'accès se fait directement de la rue. Cette précaution permet d'éviter des accidents par « aquaplanage » et d'accroître la durabilité des surfaces polies.

### 3/LIMPIEZA DE GRANDES SUPERFICIES

Para grandes superficies, se recomienda el empleo de fregadoras automáticas que limpian y secan al mismo tiempo la superficie. Nunca emplear ceras ni jabones aceitosos o coloreados, ya que hacen que el material pierda sus características de antideslizamiento y en los pulidos puede producir un efecto de empañado. Seguir las instrucciones del fabricante de las máquinas con respecto al uso de detergentes.

### 4/LIMPIEZA DE POLVO Y SUCIEDAD EN GENERAL

Para la limpieza del polvo ambiental o restos de suciedad del agua de lavado que puedan existir sobre la superficie cerámica, es aconsejable usar una mopa seca sin aditivos cerosos, ya que éstos pueden enmascarar la belleza del material cerámico.

En el Porcelánico pulido requiere una mayor atención especialmente con los colores lisos y claros, ya que el proceso de pulido altera ligeramente la porosidad con respecto al porcelánico natural, para su limpieza diaria con una mopa ligeramente húmeda se recupera perfectamente el brillo característico de la superficie pulida, en caso de derramar cualquier tipo de líquido sobre el pavimento se recomienda actuar con diligencia.

En el caso de la limpieza de suciedad en general, es recomendable aspirar o barrer la superficie y posteriormente fregar con una disolución de lavado, utilizando un limpiador neutro en la dosis de uso recomendada por el fabricante.

Porcelanosa Grupo posee una serie de limpiadores (neutros, básicos...), para consultar dichos limpiadores puede acceder a su página [www.butech.es](http://www.butech.es).

En zonas donde el pavimento pudiera estar más sucio (cocinas, etc...) al agua puede agregarse un detergente para suelo con lejía o amoníaco (en estos casos recomendamos dar siempre al final una última pasada de agua)

### 5/LIMPIEZA DE ACEITES Y GRASAS

Hoy en día se comercializan diversos productos especiales para la limpieza de restos de grasas y aceites, como son los detergentes alcalinos o desengrasantes (quita-grasas).

Si son restos ligeros, mediante el empleo de una disolución amoniacal pueden eliminarlos con facilidad.

En cambio, si los restos son persistentes se debe recurrir a productos de limpieza adecuados. En el mercado existe una amplia gama de limpiadores o "fríega-suelos" con una formulación determinada para eliminar este tipo de suciedad.

También se pueden utilizar productos desengrasantes comerciales, los cuales tienen un mayor poder de limpieza.

### 6/LIMPIEZA DE MANCHAS ESPECÍFICAS

Ocasionalmente, en la superficie de los recubrimientos pueden existir restos diversos, al derramarse o entrar en contacto con determinadas sustancias (café, pinturas...).

Algunos productos pueden no ser eliminados mediante las operaciones usuales de limpieza y debe recurrirse a procedimientos específicos, en función de su naturaleza.

Es muy importante el tiempo que permanece la sustancia sobre la superficie de la baldosa, por lo que es recomendable limpiar la zona lo antes posible; de este modo evitará que se seque y se limpiará con mayor facilidad.

### 3/CLEANING LARGE SURFACES

For large surfaces with nature finish (light polished colours are not recommended for large surfaces), industrial cleaning machines with hot water should be used. Do not use oily or coloured waxes or soaps, as these can affect the material's non-slip qualities, and cause a cloudy film to appear on polished tiles. Follow the manufacturer's instructions for using detergents with these types of machines.

### 4/CLEANING DIRT AND DUST IN GENERAL

When cleaning dust or any remnants of dirt from the water used to clean the surface of the tiles, a dry mop should be used without any waxy products, as these can affect the appearance of the ceramic material.

With polished porcelain tiles, special attention must be paid to light and plain colours, as the polishing process slightly affects their porosity in comparison to natural porcelain tiles. Cleaning them daily with a slightly damp mop will perfectly recover the characteristic shine of the polished surface. Special care should be taken if any liquid is spilled on the surface.

When generally cleaning dirt from the surface, it should first be vacuumed or swept and then mopped with a neutral cleaner, diluted according to the manufacturer's instructions.

Porcelanosa Grupo offers a series of cleaning products (neutral, basic, etc.), shown on its website [www.butech.es](http://www.butech.es).

In areas where the flooring may be dirtier (such as kitchens), detergent for floors containing bleach or ammonia can be used. In these cases, the floor should be rinsed with water afterwards.

### 5/CLEANING OIL AND GREASE

A number of special products are available for removing traces of oil and grease, such as alkaline detergents or grease removers.

Minor stains can be removed easily with an ammonia solution. However, appropriate cleaning products must be used for more persistent stains. A wide range of specialised floor cleaners are available for this kind of purpose.

Commercial grease removers can also be used, which have more powerful cleaning properties.

### 6/CLEANING SPECIFIC TYPES OF STAINS

On occasions, the surface of floor and wall coverings can be stained by coming into contact with specific substances such as coffee or paint.

Some products cannot be removed using normal cleaning methods, and specific processes must be used depending on the type of stain.

The amount of time the substance has been in contact with the surface of the tile is a very important factor, meaning it must be cleaned as soon as possible, preventing it from drying and allowing it to be cleaned more easily.

### 3/NETTOYAGE GRANDES SURFACES

Pour les grandes surfaces, il est recommandé d'employer des machines automatiques permettant de laver et de sécher la surface en même temps. N'employer en aucun cas des cires ou des savons huileux ou colorés, car le matériau céramique pourrait perdre ses propriétés antidérapantes et les matériaux polis pourraient se voiler. Suivre les conseils du fabricant en ce qui concerne l'utilisation de détergents.

### 4/NETTOYAGE DE LA POUSSIERE EN GENERAL

Pour nettoyer la poussière ambiante ou les restes de salissures de l'eau de lavage sur la surface en céramique, il est recommandé d'employer une serpillière sèche sans additifs à base de cires, ce qui pourrait masquer la beauté du matériau céramique.

Le grès porcelainé poli exige davantage de soins, en particulier dans le cas des couleurs unies et claires, car le procédé de polissage altère légèrement la porosité du matériau par rapport au grès porcelainé naturel ; son nettoyage quotidien peut être réalisé à l'aide d'une serpillière légèrement humide et permet de récupérer tout le brillant caractéristique de la surface polie. En cas de chute d'un type quelconque de liquide sur le revêtement de sol, il est souhaitable de réagir le plus rapidement possible.

Pour le nettoyage des salissures en général, il est conseillé d'aspirer ou de balayer la surface, puis de laver celle-ci avec une solution comportant un produit de nettoyage neutre dosé de la manière préconisée par le fabricant.

Porcelanosa Grupo commercialise un certain nombre de produits de nettoyage (neutres, basiques, etc.) – visiter le site [www.butech.es](http://www.butech.es) pour plus d'information. Dans les zones dans lesquelles le revêtement de sol peut être plus sale (cuisines, etc.), l'eau peut être mélangée avec un détergent pour sols, ou de l'eau de javel ou de l'ammoniac (nous conseillons dans ces cas de le rincer soigneusement avec de l'eau).

### 5/NETTOYAGE D'HUILES ET GRAISSES

On trouve de nos jours dans le commerce divers produits spéciaux indiqués pour le nettoyage des taches de graisses et d'huiles, comme c'est le cas des détergents alcalins ou dégraissants.

Si les taches sont légères, une solution à base d'ammoniac est suffisante pour éliminer celles-ci facilement.

Par contre, si les taches sont persistantes, il est nécessaire de recourir à des produits de nettoyage plus spéciaux. Il existe dans le commerce une vaste gamme de produits de nettoyage dont la formule est conçue pour éliminer ce type de salissures.

Il est de même possible d'employer des produits dégraissants du commerce, qui possèdent un plus grand pouvoir de nettoyage.

### 6/NETTOYAGE DES TACHES SPECIFIQUES

Il peut arriver que les surfaces des revêtements présentent divers types de taches dues à la chute ou au contact avec différentes substances (café, peintures, etc.).

Certains produits peuvent ne pas être éliminés en réalisant les opérations de nettoyage usuelles, et il peut être nécessaire de recourir à des procédures spécifiques en fonction de la nature des salissures.

Le temps pendant lequel la substance salissante reste sur la surface des carreaux céramiques est très important, de sorte qu'il est souhaitable de nettoyer cette dernière le plus tôt possible, de manière à éviter que les taches ne se sèchent et soient plus difficiles à nettoyer.















## USO DE PAPEL ECO-RESPONSABLE.

Este catálogo está realizado con un 60% de fibras recicladas y de un 40% de fibras vírgenes que disponen de la misma certificación. Gracias a ello, el impacto medioambiental se ha reducido en:

This catalog is produced from 60% certified recycled fibre and 40% certified virgin fibre, ensuring a reduced impact on the environment, such as:

Ce catalogue est fabriqué avec 60% de fibres recyclées et de 40% de fibres vierges que disposent la même certification. Grâce à cela, l'impact environnemental a été réduit dans:

|                |  |
|----------------|--|
| <b>13.331</b>  | Kg de Basura.                                      |
| <b>1.540</b>   | Kg de CO <sub>2</sub> de gases efecto invernadero. |
| <b>15.401</b>  | Km de viaje en un coche europeo estándar.          |
| <b>507.750</b> | Litros de agua.                                    |
| <b>32.125</b>  | KWh de energía.                                    |
| <b>21.658</b>  | Kg de madera.                                      |



By

Papel utilizado: Gama *Satimat Green* en 20.000 ejemplares.

Fuente: European BREF (datos sobre de fibra virgen).

Datos de la huella de carbono auditado por Carbon Neutral Company.

Designed by: Urbatek marketing department

## CATÁLOGO GENERAL URBATEK 2016. ED. MARZO

URBATEK CERAMICS, S.A. se reserva el derecho de modificar y/o suprimir ciertos modelos expuestos en este catálogo sin previo aviso. Los colores y acabados de las piezas pueden presentar ligeras diferencias respecto a los originales. Los ambientes que se muestran en este catálogo son sugerencias decorativas de carácter publicitario debiéndose utilizar en la instalación real las instrucciones de colocación editadas por URBATEK.

Los pesos, las dimensiones, las capacidades, los precios, los rendimientos, los colores y otros datos que figuren en los catálogos, prospectos, circulares, ilustraciones, listines de precios u otros documentos ilustrativos del vendedor, tienen carácter de indicaciones aproximativas.

URBATEK CERAMICS, S.A. reserves the right to modify and/or discontinue certain models displayed in this catalogue. The colours and finishes of tiles shown in the catalogue may differ slightly from the originals. The settings shown in this catalogue are design proposals for advertising purposes. In real situations in which the tiles are laid, the installation instructions published by URBATEK should be followed.

It is agreed that weights, dimensions, capacities, prices, performances, colours and other data contained in catalogues, prospects, circulars, illustrations, price-lists or other illustrative seller's documents, shall all constitute an approximate guide only.

URBATEK CERAMICS, S.A. se réserve le droit de modifier et supprimer certes modèles exposés dans ce catalogue sans avertissement préalable. Les couleurs et finitions des pièces peuvent présenter légères différences par rapport aux originaux. Les ambiances montrées dans ce catalogue sont des suggestions décoratives de caractère publicitaire, en devant utiliser les instructions de pose recommandées par Ceranco pour son installation réelle.

Les poids, les dimensions, les capacités, les prix, les rendements, les couleurs et autres renseignements contenues dans les catalogues, brochures, bulletins, des illustrations, liste de prix et d'autres documents illustratifs du vendeur, ils ont caractère d'indications approximatives.

© 2016 URBATEK CERAMICS, S.A.

Ctra. N-340 Km 56,2

CP 12540 Vila-real, Castellón, ESPAÑA

Tel. (+34) 964 52 52 00 Fax. (+34) 964 52 79 00

info@urbatek.com [www.urbatek.com](http://www.urbatek.com)