


WE ARE WE ARE  
FEEL & MIX FEEL & MIX  
CONCEPT CONCEPT  
PORCELAIN PORCELAIN  
WE ARE WE ARE  
FEEL & MIX FEEL & MIX  
CONCEPT CONCEPT

**TAU**  
*cerámica*



**TAU**  
*cerámica*

Feel  
& Mix

## La marca

### *Brand*

TAU se consolida como marca de referencia mundial en el sector cerámico, por la calidad técnica y estética de nuestro producto, por nuestra apuesta constante por la innovación y el desarrollo y por el compromiso con nuestro entorno social y ambiental.

*TAU is consolidated as a world reference brand in the ceramic sector. We are proud of our commitment to innovation and development and our commitment to our social and environmental surroundings.*

The image shows a modern building facade with a large, white, three-dimensional logo for TAU ceramica. The word "TAU" is in a bold, sans-serif font, and "ceramica" is in a cursive script below it. The building has a light-colored, grid-like facade. The sky is blue with scattered white clouds, and some green foliage is visible in the foreground.

TAU  
ceramica

# VISIÓN

OUR VISION

Liderar el sector cerámico a través de una experiencia de compra empática que ayude al vendedor a vender y al comprador a decidir.

*Leading ceramic industry through a purchasing experience empathy that helps the seller to sell and the buyer to decide.*



# MISIÓN

OUR MISSION

Transformamos la naturaleza para crear superficies porcelánicas que ayuden a nuestros clientes en su crecimiento y diferenciación.

*We transform nature to create porcelain surfaces that help our clients in their growth and differentiation.*




# EMPATÍA

EMPATHY

LIDERAZGO

LEADERSHIP



ILUSIÓN  
ENTHUSIASM



MEZCLA  
MIXTURE

“

Aplicando criterios de mejora continua, llevamos a cabo una valorización interna de los residuos y una recogida selectiva de los mismos como cartón, plástico o madera.

*Applying criteria of continuous improvement, we carry out an internal recovery of the waste and a selective collection of the same as cardboard, plastic or wood.*

”



#### Uso de energías limpias / *Green energy used*

> 67%

#### Recuperación aguas / *wastewater recovery*

> 87%

TAU está comprometida con la optimización en la gestión del agua, basada en los principios de reutilización y optimización de la misma en diferentes procesos. Además, apuesta por la aplicación constante criterios de eficiencia energética en sus instalaciones y actividades.

*TAU is committed to the optimisation of water management, based on the principles of reuse and optimisation of water in different processes. It is also committed to the constant application of energy efficiency criteria in its facilities and activities.*



## Desarrollo sostenible *Sustainable development*

TAU cerámica cuenta con un sistema de gestión ambiental para identificar y minimizar el impacto de sus operaciones sobre las emisiones atmosféricas, aguas residuales, residuos y contaminación acústica. Sistema Integrado de Gestión (SIG), diseñado por Ecoembes y encaminado a la recogida selectiva y recuperación de residuos de envases para su tratado, reciclado y valoración.

La compañía cuenta con Declaraciones Ambientales de Producto (DAP) para todas las familias de producto que comercializa. Una declaración concedida por Aenor en 2014 y ampliada en 2015 que destaca productos respetuosos con el medio ambiente.

*TAU ceramics has an environmental management system to identify and minimize the impact of its operations on air emissions, wastewater, waste and noise pollution. Integrated Management System (SIG), designed by Ecoembes and aimed at the selective collection and recovery of packaging waste for treatment, recycling and assessment.*

*The company has Environmental Product Declarations (EPDs) for all the product families it markets. A declaration granted by Aenor in 2014 and extended in 2015 that highlights environmentally friendly products.*





# Feel & Mix

Sólo necesitamos 20 segundos para saber si algo nos gusta o no nos gusta. Las sensaciones que nos transmiten nuestros sentidos nos ayudan a decidirnos.

Por eso, en TAU Cerámica hemos configurado diferentes estilos de **moodboards** que guíen tu elección de producto. **Diseñamos por ti para hacerle la vida más fácil al vendedor y al cliente.**

En la mezcla está la pureza y en TAU Cerámica apostamos por ello.

**Mezcla de diferentes tipologías de producto, de diferentes formatos, relieves y acabados.**

Formando un espacio coordinado y armónico donde el cliente se sienta cómodo. Todo es combinable con el gusto adecuado y ése es el aporte de valor de la marca.

We only need 20 seconds to decide if we like something or not. The sensations that our senses transmit to us help us in the decision making process.

For this reason, at TAU Cerámica we have configured different styles of moodboards to guide your choice of product. **We design for you to make life easier for the seller and the customer.**

Purity is in the mix and at TAU Cerámica we bet on it.

**Mix of different types of product, of different formats, reliefs and finishes.**

Forming a coordinated and harmonious space where the client feels comfortable. Everything is combinable with the right taste and that is the contribution of brand value.



## Moodboards

Es la herramienta que utilizan diseñadores, arquitectos y decoradores para resumir en un panel todas las ideas e inspiraciones.

Esta **herramienta nos ayuda a agilizar el proceso de comprensión** por parte del cliente, y a **reducir el tiempo en la toma de decisiones.**


It is the tool that designers, architects and decorators use to summarize all ideas and inspirations in one panel.

This tool helps us streamline the understanding process by the client, and **reduce the time in making decisions.**




# PALETA CROMÁTICA CÁLIDA WARM COLOR PALETTE


## MEDITERRANEAN



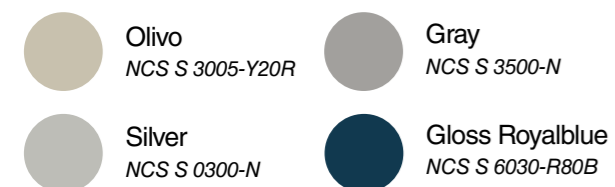
## DESERT



## NEUTRAL

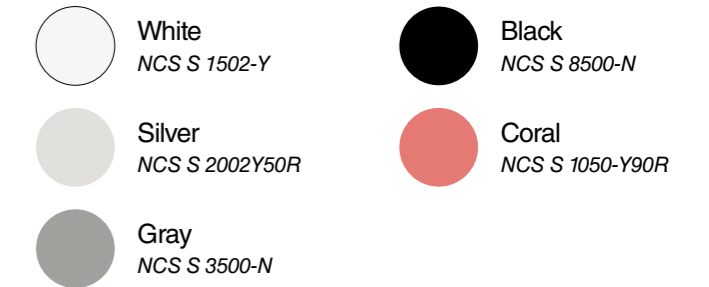


## METALLIC




# PALETA CROMÁTICA FRÍA COLD COLOR PALETTE

## FUSION



## COLONIAL



## TEMPERATE



## BASICS



# ÍNDICE INDEX INDICE

## MEDITERRANEAN

CAT.	TIPOLOGÍA	SERIE	COLOR	CAT.	TIPOLOGÍA	SERIE	COLOR
P	MARBLE	AVORIO	CREAM				
W	BASIC	BIANCHI	AQUAMARINE				
P	WOOD	BOHARS	CAMEL				
P	WOOD	CARABELA	CAMEL				
W	CEMENT	CASSIS	SAND				
W	CEMENT	CASSIS	GOLD				
W	CEMENT	CASSIS	LINEN				
W	TEXTIL	CHANNEL	MIX				
W	TEXTIL	CHANNEL	LINEN				
W	BASIC	CLASSIC	CREAM				
P	CLAY	CORTEN WALL	UMBER				
P	MARBLE	CROTONE	TAN				
P	CEMENT	DEVON	TAN				
P	WOOD	DILUCA	TAN				
W	BASIC	ESSENCE	CAMEL				
P	WOOD	ETERNAL	HAYA				
P	CEMENT	EVIAN	LINEN				
W	CEMENT	EVIAN WALL	LINEN				
P	WOOD	FOREVER	ROBLE				
W	BASIC	GRISHA	SAND				
P	STONE	INTEGRA	GREIGE				

## NEUTRAL

CAT.	TIPOLOGÍA	SERIE	COLOR	CAT.	TIPOLOGÍA	SERIE	COLOR
P	MARBLE	ALTAMURA	PEARL				
W	MARBLE	ALTAMURA WALL	PEARL				
W	CEMENT	AMANTEA	WHITE				
W	CEMENT	AMANTEA	PEARL				
W	BASIC	ARCHITONIC	PEARL				
W	BASIC	ARCHITONIC	LINEN				
W	MARBLE	BERLUZZI	PEARL				
W	CEMENT	BIANCHI	WHITE				
P	STONE	BORRIOLSTONE	WHITE				
P	CEMENT	CANON	WHITE				
W	CEMENT	CASSIS	PEARL				
P	CEMENT	CASTROVILLARI	WHITE				
P	CEMENT	CASTROVILLARI	PEARL				
W	TEXTIL	CHANNEL	WHITE				
W	STONE	CORNWALL	WHITE				
W	STONE	CORNWALL	TAN				
P	CLAY	CORTEN WALL	LINEN				
W	METAL	CORTEN WALL	IVORY				
P	CEMENT	COSMOPOLITA	WHITE				
W	CEMENT	COSMOPOLITA WALL	WHITE				
P	CEMENT	DEVON	WHITE				
W	CEMENT	DEVON WALL	WHITE				
P	WOOD	DILUCA	WHITE				
P	MARBLE	ELITE	WHITE				
W	BASIC	ESSENCE	NACAR				
P	CEMENT	ESSENZIALE	WHITE				
P	CEMENT	ESSENZIALE	LINEN				
P	CEMENT	EVIAN	WHITE				
W	CEMENT	EVIAN WALL	WHITE				
P	STONE	FIDENZA	LINEN				
P	STONE	FIDENZA	PEARL				
P	WOOD	FOREVER	ARCE				
W	BASIC	GRISHA	WHITE				
P	STONE	INTEGRA	WHITE				
P	STONE	INTEGRA	PEARL				
W	STONE	INTEGRA WALL	WHITE				
W	STONE	INTEGRA WALL	PEARL				
P	STONE	KEMBERG	WHITE				
P	CEMENT	LEMA	WHITE				
P	CEMENT	LEMA	PEARL				
W	CEMENT	LEMA WALL	WHITE				
W	CEMENT	LEMA WALL	PEARL				
W	CEMENT	LEMA WALL	MIX				
P	STONE	LITIUM	PEARL				
W	STONE	LITIUM WALL	PEARL				
P	STONE	MAINSTONE	SILVER				
W	CEMENT	MARNE	WHITE				
W	CEMENT	MARNE	PEARL				
P	TEXTIL	MATERIA	TEXTILE				
P	STONE	MATERIA	STONE				
P	CEMENT	MAXXI	WHITE				
W	BASIC	MURADA	WHITE				
P	WOOD	NATURE	WHITE				
P	CEMENT	ORISTAN	ARENA				
P	CEMENT	ORISTAN	PEARL				
P	CEMENT	ORISTAN	PERLA				
P	WOOD	ORISTANO	WHITE				
P	STONE	PALOMASTONE	WHITE				
W	STONE	PALOMASTONE WALL	WHITE				
P	WOOD	RENNES	WHITE				
P	STONE	ROADSTONE	LINEN				
P	STONE	ROADSTONE	PEARL				
W	STONE	ROADSTONE WALL	MIX				
W	STONE	ROADSTONE WALL	WHITE				
W	STONE	ROADSTONE WALL	PEARL				
W	STONE	ROADSTONE WALL	LINEN				
P	METAL	SASSARI	PEARL				
P		SASSARI	WHITE				
P	MARBLE	TAJ MAHAL	WHITE				
P	CLAY	TERRACINA	WHITE				
P	TEXTIL	TISSE	WHITE				
W	TEXTIL	TISSE WALL	WHITE				
W	STONE	TOSCANA WALL	WHITE				

# ÍNDICE INDEX INDICE

## DESERT

CAT.	TIPOLOGÍA	SERIE	COLOR	CAT.	TIPOLOGÍA	SERIE	COLOR
P	STONE	AMPURIAS	MARFIL				
W	BASIC	ARCHITONIC	LINEN				
W	BASIC	ARCHITONIC	TAN				
W	MARBLE	BERLUZZI	SAND				
P	MARBLE	BERLUZZI	SAND				
P	WOOD	BERNA	MIX				
P	WOOD	BERNA	SAND				
P	WOOD	BERNA	CAMEL				
P	WOOD	BOHARS	SAND				
P	STONE	BORRIOLSTONE	SAND				
P	WOOD	BREST	SAND				
P	WOOD	BREST	TAN				
P	WOOD	BREST	UMBER				
P	WOOD	CARABELA	SAND				
P	CEMENT	CASTROVILLARI	TAN				
P	TEXTIL	CHANNEL	GOLD				
P	STONE	CORNWALL	GOLD				
P	CLAY	CORTEN WALL	SAND				
P	CLAY	CORTEN WALL	TAN				
W	METAL	CORTEN WALL	LINEN				
P	CEMENT	COSMOPOLITA	SAND				
W	CEMENT	COSMOPOLITA WALL	SAND				
P	MARBLE	CREMA MARFIL	MARFIL				
P	MARBLE	CROTONE	SAND				
P	MARBLE	CROTONE	TAN				
W	CEMENT	DEVON WALL	TAN				
P	WOOD	DILUCA	UMBER				
P	WOOD	DIVE PLUS	TAN				
P	MARBLE	ELITE	GREIGE				
P	CEMENT	ESSENZIALE	SAND				
P	WOOD	ETERNAL	ROBLE				
P	CEMENT	EVIAN	SAND				
W	CEMENT	EVIAN WALL	SAND				
P	STONE	FIDENZA	SAND				
P	STONE	FIDENZA	TAN				
P	STONE	FIDENZA	SERENE				

## METALLIC

CAT.	TIPOLOGÍA	SERIE	COLOR	CAT.	TIPOLOGÍA	SERIE	COLOR
P	MARBLE	ALTAMURA	PEARL				
P	MARBLE	ALTAMURA	SILVER				
W	MARBLE	ALTAMURA WALL	SILVER				
P	STONE	BELCASTEL	SILVER				
W	MARBLE	BERLUZZI	PEARL				
P	WOOD	BOHARS	OLIVO				
P	STONE	BORRIOLSTONE	SILVER				
P	CEMENT	CANON	SILVER				
P	WOOD	CARABELA	SILVER				
P	WOOD	CARABELA	GRAY				
P	MARBLE	CASANIA	GRAY				
W	CEMENT	CASERTA	MIX				
W	CEMENT	CASSIS	SILVER				
W	CEMENT	CASSIS	GRAY				
P	CEMENT	CASTROVILLARI	SILVER				
P	CEMENT	CASTROVILLARI	GRAY				
W	METAL	CORTEN WALL	SILVER				
P	CEMENT	COSMOPOLITA	SILVER				
P	CEMENT	COSMOPOLITA	GRAY				
W	CEMENT	COSMOPOLITA WALL	SILVER				
P	CEMENT	DEVON	SILVER				
W	CEMENT	DEVON WALL	SILVER				
P	WOOD	DIVE PLUS	GRAY				
P	MARBLE	ELITE	SILVER				
W	MARBLE	ELITE	SILVER				
W	BASIC	ESSENCE	PEARL				
W		ESSENCE	GREENISH				
P	CEMENT	ESSENZIALE	SILVER				
P	CEMENT	ESSENZIALE	GRAY				
P	CEMENT	EVIAN	PEARL				
W	CEMENT	EVIAN WALL	PEARL				
P	MARBLE	EXPLOSION	BLUE				
P	STONE	FIDENZA	SILVER				
P	WOOD	FOREVER	OLIVO				
P	WOOD	FOREVER	TILO				
P	MARBLE	GEMSTONE	ROYALBLUE				

CAT.	TIPOLOGÍA	SERIE	COLOR	CAT.	TIPOLOGÍA	SERIE	COLOR
W	BASIC	GRISHA	SILVER				
P	STONE	INTEGRA	SILVER				
W	BASIC	KALA	BLUE				
P	CEMENT	LEMA	SILVER				
W	CEMENT	LEMA	SILVER				
W	CEMENT	LEMA WALL	SILVER				
W	STONE	LEMA WALL	SILVER				
P	STONE	LITIUM	SILVER				
P	STONE	LITIUM	GRAY				
W	STONE	LITIUM WALL	SILVER				
W	STONE	LITIUM WALL	GRAY				
P	STONE	MAINSTONE	SILVER				
W	BASIC	MAIOLICA	PEARL				
W	BASIC	MAIOLICA	SILVER				
W	BASIC	MAIOLICA	ROYALBLUE				
W	BASIC	MAIOLICA	ARGENT				
W	CEMENT	MARNE	SILVER				
P	WOOD	MARSALA	GRAY				
P	METAL	MATERIA	STEEL				
P	METAL	METAL	SILVER				
P	METAL	METAL	ROYALBLUE				
W	BASIC	MURADA	SILVER				
P	WOOD	ORIGIN	SILVER				
P	CEMENT	ORISTAN	GRIS				
P	WOOD	PALIANO	SILVER				
P	STONE	PALOMASTONE	SILVER				
W	STONE	PALOMASTONE WALL	SILVER				
P	STONE	ROADSTONE	SILVER				
P	STONE	ROADSTONE	MIX				
W	STONE	ROADSTONE WALL	SILVER				
W	STONE	ROADSTONE WALL	LINEN				
P	METAL	SASSARI	SILVER				
P	MARBLE	SHINE	GRIS				
P	SHINE	SHINE	SILVER				
P	STONE	SOAPSTONE	SILVER				

# ÍNDICE INDEX INDICE

## FUSION

CAT.	TIPOLOGÍA	SERIE	COLOR	CAT.	TIPOLOGÍA	SERIE	COLOR
P	MARBLE	DOZZA	GOLD	P	BASIC	MATERIA	KALOS
R	MARBLE	DOZZA WALL	GOLD	R	MARBLE	DOZZA WALL	WHITE
P	WOODS	DIVE PLUS	MIX	R	BASIC	RECREA	WHITE
R	BASIC	MAIOLICA	CORAL	R	BASIC	SUMA	WHITE
P	MARBLE	ALTAMURA	GRAY	R	BASIC	ATEMPI	WHITE
P	MARBLE	TORANO	STATUARIO	R	BASIC	BINACHI	WHITE
P	WOODS	ORIGIN	GRAY	R	BASIC	ISEO	WHITE
P	METAL	CORTEN	CORTEN B	R	BASIC	EMARESE	WHITE
P	CEMENT	CASTROVILLARI	BLACK	R	BASIC	CREAZZO	WHITE
P	WOODS	ORISTANO	BLACK	R	BASIC	DONINI	WHITE
P	MARBLE	DOZZA	WHITE	R	BASIC	BRINDISI	WHITE
P	MARBLE	PORTLOREN	BLACK	R	BASIC	MANTOVA	WHITE
P	BASIC	ESSENZIALE	BLACK	R	BASIC	TRAPANI	WHITE
R	BASIC	MAIOLICA	SEAGREEN	P	METAL	METAL	TITANIUM
P	METAL	SASSARI	TAN	P	METAL	METAL	SEAGREEN

## TEMPERATE

CAT.	TIPOLOGÍA	SERIE	COLOR	CAT.	TIPOLOGÍA	SERIE	COLOR
P	BASIC	MYTHAGE	GRAPHITE	R	MARBLE	ALTAMURA WALL	GRAY
P	STONE	SOAPSTONE	GRAPHITE	P	CEMENT	CASTROVILLARI	GRAY
P	METAL	SASSARI	GRAPHITE	P	STONE	SOAPSTONE	GRAY
P	CLAY	TERRACINA	GRAY	P	WOODS	DIVE PLUS	GRAY
P	CEMENT	DEVON	GRAY	P	WOODS	MARSALA	GRAY
P	STONE	FIDENZA	GRAY	P	BASIC	MYTHAGE	LAPISBLUE
P	STONE	BELCASTEL	GRAPHITE	R	BASIC	RLV QUABELLA	ROYALBLUE
P	STONE	FIDENZA	GRAPHITE	R	TEXTIL	CHANNEL	GRAY
P	STONE	ROADSTONE	GRAY	R	TEXTIL	TRAPANI	GRAPHITE
P	WOODS	ORIGIN	GRAY	R	BASIC	MAIOLICA	ROYALBLUE
P	CEMENT	COSMOPOLITA	GRAY	P	STONE	MAINSTONE	GRAY
P	STONE	WORNSTONE	GRAY	P	STONE	MAINSTONE	GRAPHITE
P	BASIC	ESSENZIALE	GRAY	P	MARBLE	ELITE	GRAY
P	STONE	LITIUM	GRAY	P	STONE	INTEGRA	GRAY
P	STONE	ROADSTONE	LINEN	P	BASIC	ESSENCE	GRAY
P	MARBLE	VARESE	WHITE	P	CEMENT	LEMA	GRAPHITE
R	STONE	LITIUM WALL	GRAY	P	CEMENT	LEMA	GRAY
P	MARBLE	ALTAMURA	GRAY				

# ÍNDICE INDEX INDICE

## COLONIAL

CAT.	TIPOLOGÍA	SERIE	COLOR	CAT.	TIPOLOGÍA	SERIE	COLOR
W	MARBLE	ALESSO	BLACK				
P	STONE	AMPURIAS	GRAFITO				
P	MARBLE	ATLAS	GRAY				
P	METAL	BEAM RUSTEEL	RUSTEEL				
P	STONE	BELCASTEL	GRAPHITE				
P	WOOD	BERNA	UMBER				
P	MARBLE	BOSCO	BLACK				
P	WOOD	BREST	UMBER				
P	CEMENT	CASTROVILLARI	DAMGRAY				
P	METAL	CORTEN	A				
P	CEMENT	COSMOPOLITA	GRAY				
W	CEMENT	COSMOPOLITA WALL	GRAY				
P	MARBLE	CROTONE	UMBER				
P	CEMENT	DEVON	GRAY				
P	MARBLE	ELITE	GRAPHITE				
P	MARBLE	EMPORIO	CALACATTA				
P	WOOD	ETERNAL	TEKA				
P	STONE	ETNASTONE	BLACK				
P	STONE	ETNASTONE	GRAPHITE				
P	CEMENT	EVIAN	GRAY				
W	CEMENT	EVIAN WALL	GRAY				
P	STONE	FIDENZA	GRAPHITE				
P	STONE	FIDENZA	GRAY				
W	BASIC	GRISHA	GRAY				
P	STONE	INTEGRA	GRAPHITE				

## BASICS

CAT.	TIPOLOGÍA	SERIE	COLOR	CAT.	TIPOLOGÍA	SERIE	COLOR
P	BASIC	ALPI	WHITE				
P	MARBLE	BARANELLO	WHITE				
W	MARBLE	BARANELLO WALL	WHITE				
W	MARBLE	BARANELLO WALL	SHINY				
W	MARBLE	BARANELLO WALL	MATT				
W	BASIC	BIANCHI	SHINY				
W	BASIC	BIANCHI	MATT				
W	BASIC	BIANCHI	WHITE				
W	BASIC	BIANCHI	ARGENT				
P	CEMENT	CASTROVILLARI	BLACK				
W	BASIC	CLASSIC	WHITE				
W	BASIC	CLASSIC	BLACK				
P	METAL	CORTEN	BLANCO				
P	METAL	CORTEN	B				
P	METAL	CORTEN	A				
W	METAL	CORTEN WALL	WHITE				
W	METAL	CORTEN WALL	GRIS				
P	MARBLE	COSMIC	BLACK				
P	MARBLE	DOZZA	WHITE				
W	MARBLE	DOZZA WALL	WHITE				
P	MARBLE	ELITE	BLACK				
W	BASIC	ESSENCE	WHITE				
P	CEMENT	ESSENZIALE	BLACK				
W	BASIC	GRETA	NEGRO				
W	BASIC	GRETA	BLANCO				
P	BASIC	GRUM	BLACK				
P	BASIC	HERITAGE	MONO				
P	MARBLE	INVISIBLE	GOLD				
P	STONE	IRONSTONE	BLACK				

CAT.	TIPOLOGÍA	SERIE	COLOR
P	STONE	KEMBERG	LEAD
P	STONE	MAINSTONE	BLACK
W	BASIC	MAIOLICA	WHITE
P	MARBLE	MARQUINA	BLACK
P	MARBLE	MATERIA	KALOS
P	MARBLE	MATERIA	BLACK
P	MARBLE	MONTELEONE	BLANCO
P	BASIC	MYTHAGE	WHITE
P	BASIC	MYTHAGE	GRAPHITE
P	MARBLE	NANTES	WHITE
P	MARBLE	NANTES WALL	WHITE
P	WOOD	ORISTANO	BLACK
P	MARBLE	PANTHER	BLACK
P	MARBLE	PORTLOREN	PORTLOREN
P	MARBLE	PORTLOREN	BLACK
W	BASIC	QUABBELLA	WHITE
P	MARBLE	SAFFIRE	WHITE
P	METAL	SASSARI	BLACK
P	BASIC	SHINE	BLANCO
P	BASIC	SHINE	BLACK
P	STONE	SOAPSTONE	WHITE
W	STONE	SOAPSTONE WALL	WHITE
W	BASIC	SUN	BLANCO
W	BASIC	SUN	SILVER
W	BASIC	SUN	GOLD
W	TEXTIL	TRAPANI	WHITE
P	TEXTIL	TRAPANI	WHITE
P	MARBLE	VARENNA	CARRARA
P	MARBLE	VARENNA	VARENNA
W	MARBLE	VARENNA WALL	CARRARA

# MEDITERRANEAN

*Puro Mediterráneo*  
*Mediterranean essence*




- White  
NCS S 0505-R60B
- Pearl  
NCS S 1500 N
- Linen  
NCS S 1005-Y40R
- Copper  
NCS S 3005-Y50R
- Sienna  
NCS S 3010-Y40R
- Aquamarine  
NCS S 3020B50G


**Pearl**  
NCS S 2002B



**White**  
NCS S 0505-R60B



**Aquamarine**  
NCS S 3020B50G



El uso del mimbre y ratán, el hierro forjado, madera sin tratar, textiles de lino y algodón son los elementos predominantes en este look.

Sus característicos paisajes naturales con calas de aguas cristalinas nos transportan al mejor verano de nuestras vidas. El Mediterráneo es capaz de mezclar estos materiales de una manera vibrante, armónica y vitalista.

The use of wicker and rattan, wrought iron, untreated wood, linen and cotton textiles are the predominant elements in this look.

Its characteristic natural landscapes with crystal clear coves transport us to the best summer of our lives. The Mediterranean is capable of mixing these materials in a vibrant, harmonious and vital way.

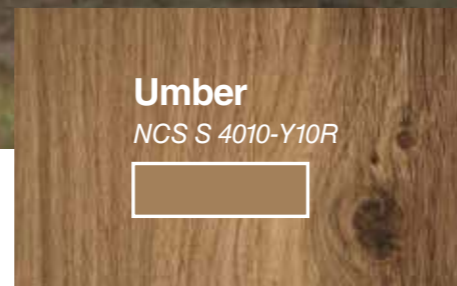
El estilo mediterráneo es sinónimo de luz, de sol, de madera que huele a campo, colores frescos y alegres y, maravillosos atardeceres.

The Mediterranean style is synonymous with light, sun, wood that smells of the countryside, fresh and cheerful colors and wonderful sunsets.



# DESERT

Más que tierra  
More than just earth



La sabana, caravanas y oasis son lo primero que asociamos a los desiertos, los expertos en diseño no dejan de inspirarse en estos ambientes.

Acabados en madera y piedras pulidas y una decoración basada en los tonos marrones del desierto, colores tierra, grises y arena, creando ese vínculo entre el exterior y el interior.

The savannah, caravans and oases are the first thing we associate with deserts, design experts do not stop being inspired by these environments.

Finishes in wood and polished stones and a decoration based on the brown tones of the desert, earth colors, grays and sand, creating that link between the exterior and the interior.



**Linen**  
NCS S 1005-Y40R

**Sand**  
NCS S 1005-Y20R

**Umber**  
NCS S 4010-Y10R

**Gold**  
NCS S 2070-Y10R

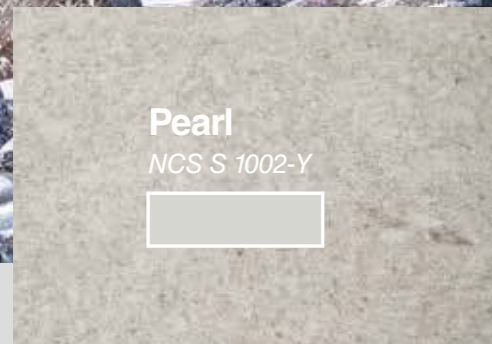
La gama de colores básica es la terrosa, que abarca los rojos ladrillo, naranjas, ocher, marrones. Para contrastar se usan los tonos verdes intensos, azules e incluso amarillos. Como acentos desérticos, la idea es que rompa la monotonía de las paredes monocolors con tapizados, muebles y decoración autóctonos de esta zona.

The basic color range is earthy, which includes brick reds, oranges, ochre, browns. Intense green, blue and even yellow tones are used to contrast. As accents, the idea is to break the monotony of the solid colored walls with upholstery, furniture and decoration indigenous to this area.



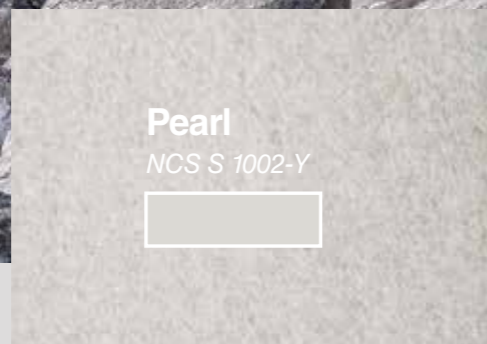
# NEUTRAL

*Una Mirada que ilumina*  
*The power to illuminate*



Pearl

NCS S 1002-Y



Pearl

NCS S 1002-Y



Pearl

NCS S 1002-Y

El moodboard Neutral busca multiplicar la claridad de los espacios, atrayendo la luz y creando espacio más acogedores y envolventes.

El blanco roto es el color predominante, y es habitual que conviva con beiges y grises empolvados. Los toques de color se añaden mediante complementos, textiles, lámparas, cuadros, decoración...

Se buscan maderas cálidas no sólo en suelos, paredes y muebles, sino también en todo tipo de complementos. Las variedades más habituales vuelven a ser las claras, como el haya o el abedul.

The Neutral moodboard seeks to multiply the clarity of spaces, attracting light and creating more welcoming and enveloping spaces.

Off-white is the predominant color, and it is common for it to coexist with dusty beiges and grays. Touches of color are added through accessories, textiles, lamps, paintings, decoration...

Warm woods are sought not only in floors, walls and furniture, but also in all kinds of accessories. The most common varieties are again the clear ones, such as beech or birch.



White  
NCS S 0505-R60B

Pearl  
NCS S 1500 N

Linen  
NCS S 1005-Y40R

Aquamarine  
NCS S 3020B50G





# METALLIC

## *Futuro Pluscuamperfecto* *Perfect Future*

El moodboard Metallic está inspirado en la arquitectura contemporánea del siglo XX y sus icónicas obras que han influenciado a toda una generación.

Este estilo es contemporáneo y está creado para asombrar. Con este moodboard es posible diseñar espacios tranquilos, ligeros y equilibrados gracias a los tonos neutros que nos ofrecen los grises pearl, silver y gray. En esta ocasión hemos incluido los azules índigo y cobalto.

The Metallic moodboard is inspired by contemporary 20th century architecture and its iconic works that have influenced an entire generation.

This style is contemporary and created to amaze. With this moodboard it is possible to design calm, light and balanced spaces thanks to the neutral tones offered by the pearl, silver and gray tones. We have also included indigo and cobalt blues.

*Silver*  
NCS S 0300-N



*Gloss Royalblue*  
NCS S 6030-R80B



*Olivo*  
NCS S 3005-Y20R



Silver  
NCS S 0300-N

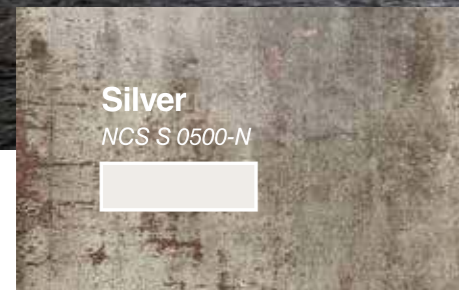
Gray  
NCS S 3500-N

Olivo  
NCS S 3005-Y20R

Gloss Royalblue  
NCS S 6030-R80B



# FUSION



Se ve influenciado en el Art Decó de los años 20, un estilo vanguardista que ensalza las formas conservadoras con el arte decorativo. El concepto de esta corriente debe su nombre a la primera exposición internacional realizada en París en 1925: L'Exposition Internationale des Arts Décoratifs et Industriels Modernes.

It is influenced by the Art Deco of the 1920s, an avant-garde style that praises conservative forms with decorative art. The concept of this current owes its name to the first international exhibition held in Paris in 1925: L'Exposition Internationale des Arts Décoratifs et Industriels Modernes.



## *Espacios con Arte* *Settings with an arty appeal*

El 2021 nos pide ambientes donde la cerámica con sus paletas cromáticas nos ayuda a diseñar estancias dinámicas y lujosas. El moodboard Fusion te permite mezclar y combinar colores, texturas, diseños... Por la elegancia que aporta, por su carácter ornamental, este estilo está cada vez más presente en los diseños decorativos actuales, en los diseños para los más exigentes.

2021 asks us for spaces where ceramics with its color palettes help us design dynamic and luxurious rooms. The moodboard Fusion allows you to mix and match colors, textures, designs ... Due to the elegance it brings, due to its ornamental character, this style is increasingly present in current decorative designs, in designs for the most demanding.



# COLONIAL

*El Placer es tuyo*

*The Pleasure is all yours*

**Seagreen**  
NCS S 6010-B70G

**Umber**  
NCS S 5010-Y10R

**Calacatta**  
NCS S 5010-Y10R

Si analizamos el origen del estilo nos debemos remontar al estilo decorativo que se utilizaba en las antiguas colonias en el Sudeste Asiático de países europeos como España, Francia, Inglaterra y Países Bajos entre otros.


La paleta de colores del estilo colonial se centra, asimismo, en tonos naturales. Predominan los verdes y los marrones oscuros, además de los tonos tierra claros y los arena.

Madera oscura y maciza, plantas tropicales, motivos étnicos y algún que otro artículo de lujo de época, como cofres o vajillas de porcelana, se entremezclan para crear un ambiente de lujo exótico del pasado.

If we analyze the origin of the style, we must go back to the decorative style that was used in former colonies in Southeast Asia of European countries like Spain, France, England and the Netherlands, among others.

The colonial-style color palette also focuses on natural tones. Greens and dark browns predominate, in addition to light earth tones and sand.


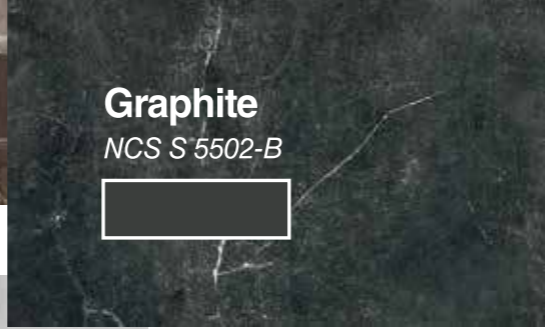
Solid dark wood, tropical plants, ethnic motifs and the occasional luxury item, such as chests or porcelain tableware, intertwined to create an atmosphere of exotic luxury from the past.



- White  
NCS S 1502-Y
- Umber  
NCS S 5010-Y10R
- Coffee  
NCS S 5010-Y10R
- Rusteel  
NCS S 6005-Y20R
- Seagreen  
NCS S 6010-B70G

# TEMPERATE

*Colores para caracterizar*  
*Colours for creating character*



Estaríamos dentro de un estilo contemporáneo, logrando espacios de gran carácter, elegancia y sofisticación.

We would be within a contemporary style, achieving spaces of great character, elegance and sophistication.

Look muy destacado por el uso de detalles industriales, muebles de madera y metal y piezas con personalidad que le aporten autenticidad a los espacios.

Sin divisiones, con grandes ventanales, techos altos, pavimentos cementosos, vigas de hierro, así se caracteriza el estilo temperate. Aunque su naturaleza es eminentemente urbana, este estilo también se hace un hueco en las casas de campo o rústicas contemporáneas.

Look very prominent due to the use of industrial details, wood and metal furniture and pieces with personality that add authenticity to the spaces.

Without divisions, with large windows, high ceilings, concrete floors, iron beams, this is how the temperate style is characterized. Although its nature is eminently urban, this style also finds a place in contemporary country houses or rustic houses.

Gray  
NCS S 3500-N




Graphite  
NCS S 6502-Y



Lapisblue  
NCS S 7010-R70B



Royalblue  
NCS S 6030-R80B





# BASICS

*El clásico estilo Black & White*  
*Classic Black & White*

Hemos reinterpretado el estilo Black&White muy empleado en hogares y espacios. En nuestro caso hemos añadido el gris ya que consideramos que entre dos posturas contrapuestas siempre hay un punto de encuentro que en este caso es el gris.

We have reinterpreted the Black & White style widely used in fashion to land it in homes and spaces. In our case we have added gray since we consider that between two opposing positions there is always a meeting point, which in this case is gray.



**White**  
 NCS S 0603-R60B



**Black**  
 NCS S 8500-N



**Titanium**  
 NCS S 7502-Y






La unión de estos tres colores es una apuesta segura en cualquier estancia. La característica principal del color negro en interiorismo es su sofisticación, sobriedad y elegancia. El blanco combina a la perfección con el resto de colores, es uno de los más utilizados en cualquier hogar.

Es perfecto para dar mayor claridad y profundidad. El gris nos aportará equilibrio y elegancia para crear espacios atemporales y vanguardistas.


The union of these three colors is a safe bet in any room. The main characteristic of the black color in interior design is its sophistication, sobriety and elegance. White combines perfectly with the rest of the colors, it is one of the most used in any home.

It is perfect for giving clarity and depth. Gray will give us balance and elegance to create timeless and avant-garde spaces.

-  **White**  
NCS S 1502-Y
-  **Graphite**  
NCS S 6502-Y
-  **Black**  
NCS S 8500-N



# Feel & Mix



**TAU**  
*cerámica*

**CON**  
**CEPT**

---

**Concept**



# ÍNDICE INDEX INDICE

Alfabético  
Alphabetic

## A

ALPI 282  
ALTAMURA 200  
ALTEA 98  
ATLAS GRAY 322  
AVORIO 204

## B

BARANELLO 208  
BEAM RUSTEEL 310  
BELCASTEL 114  
BELCASTEL 354   
BERNA 344   
BOHARS 158  
BORRIOLSTONE 118  
BOSCO BLACK 320  
BREST 162

## C

CALACATTA GREEN 324  
CANON 328   
CARABELA 346   
CASANIA GRAY 312  
CASTROVILLARI 66  
CASTROVILLARI 356   
CLASSICS 102  
CORTEN 52  
COSMIC 212  
COSMO 106  
COSMOPOLITA 70  
COSMOPOLITA 358   
CROTONE 216



## D

DEVON 74  
DEVON 360   
DILUCA 166  
DOZZA 220

## E

ELITE 224  
EMPORIO 228  
ESENZIALE 284  
ETERNAL 170  
ETNASTONE 122  
EVIAN 332   
EXPLOSION 232

## F

FIDENZA 126  
FIDENZA 362   
FOREVER 174  
FOREVER 364 


## G

GEMSTONE 236  
GRUM 282

## H

HERITAGE 340 

## I

INTEGRA 130  
INTEGRA 366   
INVISIBLE GOLD 300  
IRONSTONE BLACK 306


## L

LEGEND 240  
LEMA 78  
LITIUM 134


## M

MAGIC 108  
MAGNA BLUE 304  
MAINSTONE 138  
MARQUINA 244  
MARQUINA BLACK 316  
MARSALA 178  
MARSALA 368   
MATERIA BLACK 290  
MATERIA CALACTTA 294  
MATERIA NOIR 292  
MATERIA ROYALBLUE 296  
MAXXI 334  
METAL 56   
MYTHAGE 286

## N

NANTES 248  
NATURE 350 

## O

ONICE GOLD 314  
ORIGIN 182  
ORIGIN 370   
ORISTAN 82  
ORISTANO 186

## P

PALISANDRO GRAY 308  
PALOMASTONE 142  
PANTHER 252  
PORTLOREN 252  
PORTLOREN BLACK 302

## R

RAGUSA 190  
RENNES 194  
RIVET 342   
ROADSTONE 148

## S

SAHARA 260  
SASSARI 60  
SIXTONE 110  
SOAPSTONE 152

## T

TAJ MAHAL 264  
TERRACINA 88  
TERRACINA 372   
TERRACOTTA 92  
TORANO 268

## V

VARENNA 272  
VARENNA 318  
VARESE 276  
VERMAND 338





# ÍNDICE INDEX INDICE

Formatos  
Formats

## 100x300

ESSENZIALE 284  
MATERIA BLACK 290  
MATERIA CALACATTA 294  
MATERIA NOIR 292  
MATERIA ROYALBLUE 296

## 120x260

ALPI 282  
ATLAS GRAY 322  
BEAM RUSTEEL 310  
BOSCO BLACK 320  
CALACATTA GREEN 324  
CASANIA GRAY 312  
EMPORIO CALACATTA 298  
GRUM 282  
INVISIBLE GOLD 300  
IROSTONE BLACK 306  
MAGNA BLUE 304  
MARQUINA 244  
MARQUINA BLACK 316  
ONICE GOLD 314  
PALISANDRO GRAY 308  
PORTLOREN BLACK 302  
VARENNA 272  
VARENNA 318

## 120x240

ALPI 282  
GRUM 282

## 120x120

ALTAMURA 200  
AVORIO 204  
BORRIOLSTONE 118  
CASTROVILLARI 66  
COSMIC 212  
CROTONE 216  
DEVON 74  
DOZZA 220  
ELITE 224  
EMPORIO 228  
ETNASTONE 122  
EXPLOSION 232  
FIDENZA 126  
GEMSTONE 236  
INTEGRA 130  
LEGEND 240  
LEMA 78  
LITIUM 134  
MAINSTONE 138  
MYTHAGE 286  
PALOMASTONE 142  
PANTHER 252  
PORTLOREN 256  
SAHARA 260  
SOAPSTONE 152  
TAJ MAHAL 264  
VARENNA 272

## 90x180

BELCASTEL 114  
COSMOPOLITA 70  
ELITE 224  
LEMA 78  
SOAPSTONE 152  
TORANO 268  
VARESE 276

## 30x180

DILUCA 166

## 22,5x180

DILUCA 166  
ORIGIN 182  
ORIGIN 370 



## 75x150

ALTAMURA 200  
BARANELLO 208  
COSMOPOLITA 70  
COSMOPOLITA 356  
DOZZA 220  
EMPORIO 228  
MAINSTONE 138  
PALOMASTONE 142  
ROADSTONE 148

## 25x150

BOHARS 158  
BREST 162  
ETERNAL 170  
RENNES 194

## 30x120,5

FOREVER 364   
MARSALA 368 

## 60x120




ALTAMURA 200  
AVORIO 204  
BARANELLO 208  
BELCASTEL 114  
BORRIOLSTONE 118  
CASTROVILLARI 66  
CORTEN 52  
COSMIC 212  
CROTONE 216  
DEVON 74  
DEVON 360 

DOZZA 220  
ELITE 224  
EMPORIO 228  
ETNASTONE 122  
EXPLOSION 232  
FIDENZA 126  
GEMSTONE 236  
INTEGRA 130  
LEGEND 240  
LEMA 78  
LITIUM 134  
MAINSTONE 138  
METAL 56  
MYTHAGE 286  
NANTES 248  
PALOMASTONE 142

PANTHER 252  
PORTLOREN 256  
ROADSTONE 148  
SAHARA 260  
SASSARI 60  
SOAPSTONE 152  
TAJ MAHAL 264  
TERRACINA 88  
TERRACINA 372 

VARENNA 272  
VARESE 276

## 23x120

BERNA 344   
CARABELA 346   
NATURE 350 

## 20x120

DILUCA 166  
FOREVER 174  
MARSALA 178  
ORIGIN 182  
ORISTANO 186  
RAGUSA 190

## 15x120

ELITE 224  
ETNASTONE 122

## 25x100

ETERNAL 170  
FOREVER 174

## 90x90

BELCASTEL 114  
BELCASTEL 354   
COSMOPOLITA 70  
DEVON 74  
ELITE 224  
INTEGRA 130  
LEMA 78  
NANTES 248  
PALOMASTONE 142  
ROADSTONE 148  
TORANO 268

## 45x90

CORTEN 52  
COSMOPOLITA 70  
SAHARA 260  
TORANO 268

## 75,5x75,5

CASTROVILLARI 356   
FIDENZA 362 



## 75x75

ALTAMURA 200  
BARANELLO 208  
CASTROVILLARI 66  
CROTONE 216  
DOZZA 220  
ELITE 224  
FIDENZA 126  
LEGEND 240  
LITIUM 134  
MAINSTONE 138  
SASSARI 60  
SOAPSTONE 152  
VARENNA 272

## 37,5x75

BARANELLO 208  
VARENNA 272


## 61x61

CASTROVILLARI 66  
DEVON 74  
DEVON 360   
FIDENZA 126  
FIDENZA 362 

## 60,5x60,5

COSMOPOLITA 358   
DEVON 360 

## 30,3x61,3

CANON 328   
ORISTAN 82

## 60x60

ALTAMURA 200  
BARANELLO 208  
CASTROVILLARI 66  
CORTEN 52  
COSMOPOLITA 70  
CROTONE 216  
DEVON 74  
DOZZA 220  
ELITE 224  
EMPORIO 228  
FIDENZA 126  
HERITAGE 340   
INTEGRA 130  
LEGEND 240  
LEMA 78  
LITIUM 134  
MAISNTONE 138  
MAXXI 334   
METAL 56  
NANTES 248  
ORISTAN 82  
PALOMASTONE 142

RIVET 342   
ROADSTONE 148  
SASSARI 60  
SOAPSTONE 152  
TERRACINA 88  
TORANO 268  
VARENNA 272

## 30x60

ALTAMURA 200  
CORTEN 52  
COSMOPOLITA 70  
ELITE 224  
EMPORIO 228  
FIDENZA 126  
INTEGRA 130  
LITIUM 134  
METAL 56  
PALOMASTONE 142  
ROADSTONE 148  
SOAPSTONE 152  
TORANO 268  
VARENNA 272

## 15x60

FOREVER 174

## 45x45

CORTEN 52  
COSMOPOLITA 70  
EVIAN 332   
ORISTAN 82  
VERMAND 338 

## 33,3x33,3

TERRACOTTA 92

## 20x20

ALTEA 98  
CLASSICS 102

## 22,3x22,3

SAHARA 260

## 20x24

COSMO 106  
MAGIC 108

## 19,2x22,8

SIXTONE 110

## 16,3x51,7

HERA 158  
PALOMASTONE 142

## 9x30

ELITE 224

## 9x90

ELITE 224

ACABADOS  
FINISHES  
FINITIONS

NOMBRE  
NAME  
NOMS

CARACTERÍSTICAS  
GENERALES  
GENERAL FEATURES  
PICTOGRAMES  
SPÉCIFICATIONS  
GÉNÉRALES

FORMATOS  
FORMATS  
FORMATS

Nº DE LIENZOS DIFERENTES  
NUMBER OF DIFFERENT DESIGNS  
NUMÉRO DE TOILE DIFFÉRENTE

CÓDIGO DE PRECIO  
M: PRECIO POR M2  
P: PRECIO POR PIEZA. EN  
DECORADOS PRECIO POR SET.

\*PRICE CODE  
M: PRICE PER M2  
P: PRICE PER SET (REGARDLESS  
THE QUANTITY)

\*CODE DE PRIX  
M: PRIX PAR M2  
P: PRIX PAR PIÈCE. POUR LES  
DECORS PRIX PAR JEU.

Nº REFERENCIA NCS

CARACTERÍSTICAS  
TÉCNICAS  
TECHNICAL  
FEATURES  
SPÉCIFICATIONS  
TECHNIQUES

COLORES  
DISPONIBLES  
AVAILABLE  
COLOURS  
COULEURS  
DISPONIBLES



Semipulido Lappato

# ETNASTONE


P V2 RLV

## FORMATS



Etystone Graphite Detail

## TECHNICAL SPECIFICATIONS



\*Posibilidad de tener un 02 sobre el acabado natural. Consulte condiciones.  
Esta indicación puede producir cambios de color en los tonos oscuros.  
\*Possibilité d'avoir un 02 sur le fini naturel. Consultez les conditions.  
Ce traitement peut produire un changement de couleur pour les tons foncés.

23

NÚMERO DE  
PÁGINA  
PAGE NUMBER  
NUMÉRO DE  
PAGE

AMBIENTE  
SETTING  
AMBIANCE

DESCRIPCIÓN  
DESCRIPTION  
DESCRIPTION



Foto: M. Edouard / Gray 120x120

ETNASTONE

TAU  
cerámica

# USER GUIDE MODE D'EMPLOI

## PICTOGRAMAS SYMBOLS

- P** PORCELÁNICO ESMALTADO  
GLAZED PORCELAIN  
GRÈS CÉRAMÉ ÉMAILLÉ
- Pcb** PORCELÁNICO MASA COLOREADA  
COLOURED BODY PORCELAIN TILES  
GRÈS CÉRAMÉ COLORÉ DANS LA MASSE
- Pfb** PORCELÁNICO TODO MASA  
FULL BODY PORCELAIN TILES  
CARREAUX DE PORCELAINE PLENE MASSE
- P\*** GRES PASTA BLANCA  
WHITE BODY FLOOR TILE  
GRÈS CERAM EN PÂTE BLANCHE
- W** REVESTIMIENTO PASTA BLANCA  
WHITE BODY WALL TILE  
FAÏENCE PÂTE BLANCHE

- G** GRES PASTA ROJA  
RED BODY FLOOR TILE  
GRÈS PÂTE ROUGE
- Rc** RECTIFICADO  
RECTIFIED TILES  
RECTIFIÉ
- NrO** NO RECTIFICADO  
NON RECTIFIED  
NON RECTIFIÉ
- RLV** VOLUMEN PERCEPTIBLE  
NOTICEABLE VOLUME  
RELIEF
- TXT** TEXTURADO RELIEVE SUAVE  
TEXTURE SMOOTH RELIEF  
TEXTURÉ LÉGER RELIEF

- V1** TONO UNIFORME  
UNIFORM TONE  
NUANCE UNIFORME
- V2** LIGERA DESTONIFICACIÓN  
SLIGHT SHADE VARIATION  
LÉGER DÉNUANÇAGE
- V3** DESTONIFICACIÓN MODERADA  
MODERATE SHADE VARIATION  
DÉNUANÇAGE MODÉRÉ
- V4** DESTONIFICACIÓN INTENSA  
HIGH SHADE VARIATION  
FORT DÉNUANÇAGE

	DIMENSIÓN Y APARIENCIA DIMENSION AND APPEARANCE DIMENSION ET APPARENCE		RESISTENCIA A LA ABRASIÓN PROFUNDA RESISTANCE TO DEEP ABRASION RÉSISTANCE À L'ABRASION PROFONDE		RESISTENCIA A LA HELADA FROST RESISTANCE RÉSISTANCE AU GEL		RESISTENCIA A LAS MANCHAS STAIN RESISTANCE RÉSISTANCE AUX TÂCHES
	ABSORCIÓN DE AGUA WATER ABSORPTION ABSORPTION D'EAU		RESISTENCIA A LA FLEXIÓN TENSILE STRENGTH RÉSISTANCE À LA FLEXION		RESISTENCIA AL CUARTEO CRAZING RESISTANCE RÉSISTANCE AUX CRAQUELURES		RESISTENCIA AL DESLIZAMIENTO SLIP RESISTANCE RÉSISTANCE AU GLISSEMENT
	RESISTENCIA A LA ABRASIÓN SUPERFICIAL RESISTANCE TO SUPERFICIAL ABRASION RÉSISTANCE À L'ABRASION SUPERFICIELLE		RESISTENCIA TÉRMICA THERMAL RESISTANCE RÉSISTANCE THERMIQUE		RESISTENCIA QUÍMICA CHEMICAL RESISTANCE RÉSISTANCE CHIMIQUE		FUERA DE ESCALA OUT OF SCALE ÉCHELLE AUGMENTÉE
	ESPESOR DE 20mm. 20mm. THICKNESS		ESPESOR DE 6mm. 6mm. THICKNESS		ESPESOR DE 3mm. 3mm. THICKNESS		

# ACABADOS

FINISHES

- **Natural**

*Mate*  
*Matt*

- **Granilla Pulida**

*High Polished*  
*Haut Brillant*

- **Rlv. Abujardado**

*Grip*  
*Bouchardé*

- **Pulido**

*Polished*  
*Brillant*

- **Semipulido**

*Lappatto*  
*Semi Poli*

- **Natural Satinado**

*Satin Matt Finish*  
*Mate*

- **Adz**

*Antislip*  
*Antiderapant*

# Porcelain

PORCELAIN / PORCELÁNICO / GRES CÉRAME

# Metals

## COLLECTION

52    56    60

**Corten**

**Metal**

**Sassari**



**Blanco**  
NCS S 1000-N



**Corten A**  
NCS S 8010-Y70R



**Corten B**  
NCS S 8000-N

# CORTEN

**Natural Matt  
Semipulido Lappato**

**Pcb V4 R<sub>c</sub> NR**

*Semipulido solo disponible en blanco  
Lappato only available in blanco  
Semi-poli uniquement disponible dans blanc*

## FORMATS



**60x120 / 24"x48"**

Disponible en A, B y blanco  
Available in A, B, and blanco  
Natural M 30  
Semipulido M 32



**60x60 / 24"x24"**

Natural M 23  
Natural M 24  
Semipulido M 25



**30x60 / 12"x24"**

Natural M 23  
Semipulido M 24



**45x90 / 18"x35"**

Natural M 27  
Semipulido M 29



**45x45 / 18"x18"**

Natural M 18  
Disponibile en blanco  
Available in blanco  
Disponibile dans blanc

## MOSAICS



**Corten Blanco Mosaico**  
30x30 (2,5x7) 12"x12"  
M 49



**Corten A Mosaico**  
30x30 (2,5x7) 12"x12"  
M 49



**Corten B Mosaico**  
30x30 (2,5x7) 12"x12"  
M 49

## TECHNICAL SPECIFICATIONS

**CUMPLE** < 0,5% 110 / 130 45 / 60 RESISTE RESISTE RESISTE UA\* C5 DCOF >0,42

\*Evitar el contacto con disoluciones ácidas.  
\*Avoid any contact with acid solutions.  
\*Évitez tout contact avec des solutions acides.



TAU

Wall Tile Corten B 60x120, Floor Tile Roadstone Gray 90x90

CORTEN



Wall tile Corten A 30x60. Floor tile Corten A 60x60.



Wall tile Corten B 60x60.

**CORTEN A** 06 DESIGNS 60x120



Floor tile Corten Blanco 60x120.



**Silver**  
NCS S 0500-N  
Disponibles en Formatos  
60x60 y 30x60  
Available in Formats  
60x60 and 30x60



**Steel**  
NCS S 6005-Y20R



**Titanium**  
NCS S 7502-Y



**Seagreen**  
NCS S 6010B7010G



**Royalblue**  
NCS S 7010-R70B

Semipulido Lappato

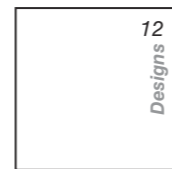
# METAL

Pcb V3 Rc

## FORMATS



60x120 / 24"x48"  
Semipulido M 32



60x60 / 24"x24"  
Semipulido M 25



30x60 / 12"x24"  
Semipulido M 24

## MOSAICS




**Metal Silver**  
30x30 (5x5) 12"x12"  
Semipulido M45



**Metal Steel**  
30x30 (5x5) 12"x12"  
Semipulido M45



**Metal Titanium**  
30x30 (5x5) 12"x12"  
Semipulido M45



**Metal Seagreen**  
30x30 (5x5) 12"x12"  
Semipulido M45




**Metal Royalblue**  
30x30 (5x5) 12"x12"  
Semipulido M45




**Hex. Metal Silver**  
32,5x22,5 13"x9"  
Semipulido P17



**Hex. Metal Steel**  
32,5x22,5 13"x9"  
Semipulido P17



**Hex. Metal Titanium**  
32,5x22,5 13"x9"  
Semipulido P17



**Hex. Metal Seagreen**  
32,5x22,5 13"x9"  
Semipulido P17




**Hex. Metal Royalblue**  
32,5x22,5 13"x9"  
Semipulido P17


## TECHNICAL SPECIFICATIONS



\*Evitar el contacto con disoluciones ácidas.  
\*Avoid any contact with acid solutions.  
\*Évitez tout contact avec des solutions acides.



Wall and Floor tile Metal Royalblue 60x120. Floor tile Origin Gray 30x180.



Floor tile Metal Seagreen 60x120.

**METAL SEAGREEN 6 DESIGNS 60x120**




Wall tile Metal Royalblue 60x120. Floor tile Lema Graphite 120x120.

Floor tile Metal Steel 60x120.





Pulido Polished

**SASSARI**P V3 R<sub>c</sub>**FORMATS**


75x75 / 30"x30"

Pulido M 21





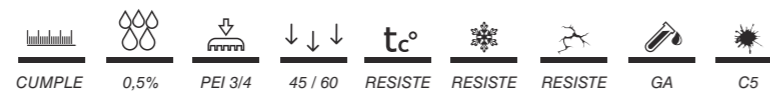
60x120 / 24"x48"

Pulido M 26



60x60 / 24"x24"

Pulido M 15

**MOSAICS**Disponibles en Natural y Pulido  
Available in Natural and Polished  
Disponible dans Naturel et poli**Sassari Silver**  
30x30 (3,2x3,2) 12"x12"  
P 17Disponibles en todos los colores  
Available in all colours  
Disponible dans tous les colors**Helix Sassari Gloomy**  
(Sassari Silver / Graphite)  
29x29 11<sup>27</sup>/<sub>64</sub>"x 11<sup>27</sup>/<sub>64</sub>"  
P 26**Triss Sassari Silver**  
30x30 12"x12"  
P 23Disponibles en todos los colores  
Available in all colours  
Disponible dans tous les colors**Triss Sassari Temperate**  
(Sassari Silver / Graphite)  
30x30 12"x12"  
P 26**TECHNICAL SPECIFICATIONS**

\*Posibilidad de tratamiento C2 sobre el acabado natural. Consulte condiciones.  
Este tratamiento puede producir cambio de color en las tonalidades oscuras.  
\*Possibility to get C2 anti-slip rating for Nat finish. Check conditions.  
This process may generate shade variation in dark colours.  
\*Possibilité de traitement C2 sur la finition naturelle. Consultez les conditions.  
Ce traitement peut produire un changement de couleur dans les tons foncés.

**Pearl**  
NCS S 0500-N**Silver**  
NCS S 1500-N**Tan**  
NCS S 2005-Y50R**Graphite**  
NCS S 3502-Y



Floor and Wall tile Sassari Graphite 60x120.

**SASSARI GRAPHITE** 15 DESIGNS 60x120



Wall and floor tile Sassari Pearl 60x120.

# Cements

**COLLECTION**

66    70    74    78    82

**Castrovillari**

**Cosmopolita**

**Devon**

**Lema**

**Oristan**

# CASTROVILLARI

Natural Matt  
Adz Antislip

Pcb V2 TXT Rc

## FORMATS



**White**  
NCS S 1002-G



**Pearl**  
NCS S 2002-Y



**Silver**  
NCS S 1502-Y



**Tan**  
NCS S 4005-Y50R




**Gray**  
NCS S 4000-N



**Damgray**  
NCS S 6005-R80B



**Black**  
NCS S 8000-N



120x120 / 48"x48"

□ Natural M 32

Disponible en White, Silver, Pearl y Damgray.  
Available in White, Silver, Pearl and Damgray.  
Disponible dans White, Silver, Pearl et Damgray.



75x75 / 30"x30"

□ Natural M 18

75,5x75,5 / 30"x30"  
□ Adz M 31 ~~20~~



60x120 / 24"x48"


□ Natural M 23

**Gorzano**

60x120 / 24"x48"

□ Natural P49

Disponible en White / Pearl / Silver / Tan



60x60 / 24"x24"

□ Natural M 13

61x61 / 24"x24"


○ Adz M 24 ~~20~~

## MOSAICS Disponibles en Natural y Semipulido



**Mosaico Castrovillari Silver**  
30x30 (5x5) 12"x12"  
M 45

Disponible en todos los colores.  
Available in all colours.  
Disponible dans tous les colors



**Mosaico Castrovillari Silver**  
30x30 (3,2x3,2) 12"x12"  
P 17

Disponibles en todos los colores.  
Available in all colours.  
Disponible dans tous les colors



**Tris Castrovillari Pearl**  
30x30 12"x12"  
P 26

Disponible en todos los colores.  
Available in all colours.  
Disponible dans tous les colors




**3D Castrovillari Mix**  
(White/Silver/Black)  
29x29 11 3/8"x 13 1/4"  
P 15

## TECHNICAL SPECIFICATIONS

CUMPLE	< 0,5%	110 / 130	45 / 60	RESISTE	RESISTE	RESISTE	UA	C5	C1 SEMI C1 / R10 NAT. C3 / R11 ADZ DCOF > 0,42

\*Posibilidad de tratamiento C2/C3 sobre el acabado natural. Consulte condiciones.  
Este tratamiento puede producir cambio de color en las tonalidades oscuras.  
\*Possibility to get C2/C3 anti-slip rating for Nat finish. Check conditions.  
This process may generate shade variation in dark colours.  
\*Possibilité de traitement C2/C3 sur la finition naturelle. Consultez les conditions.  
Ce traitement peut produire un changement de couleur dans les tons foncés.

~~20~~ Disponible en en Pearl, Silver y Damgray.  
Available in Pearl, Silver and Damgray.  
Disponible dans Pearl, Silver et Damgray.



Wall tile Castrovillari Silver 60x120. Floor tile Castrovillari Gray 60x120.



Wall tile Castrovillari Silver 120x120 and Caserta Silver 30x90. Floor tile Castrovillari Silver 60x120 and Castrovillari Silver 61x61 (20mm) ADZ

**CASTROVILLARI SILVER 9 DESIGNS 60x120**



**GORZANO SILVER**  
60x120 P49  
Disponibile in todos  
los colores.  
Available in all colours.



Floor tile Castrovillari White 60x120.

Natural Matt

# COSMOPOLITA


Pcb V2 Rc NR UPEC

## FORMATS



90x180 / 36"x72"

☐ Natural M 37



75x150 / 30"x60"

☐ Natural M 26



30x60 / 12"x24"

☐ Natural M 12



60x60 / 24"x24"

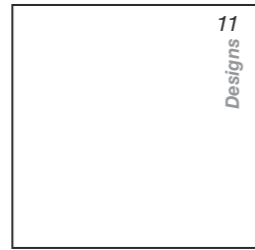
☐ Natural M 13

60,8x60,8 / 24"x24"

○ Natural M 11

60,5x60,5 / 24"x24"

☐ Adz M 29 ~~20~~



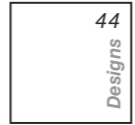
90x90 / 35"x35"

☐ Natural M 24



45x90 / 18"x35"

☐ Natural M 22



45x45 / 18"x18"

○ Natural M 09



White

NCS S 1000-N



Sand

NCS S 1005-Y50R



Silver

NCS S 0300-N




Gray


NCS S 5500-N

## MOSAICS

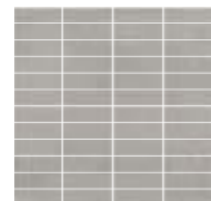
Disponible en todos los colores  
Available in all colours  
Disponible dans tous les colors



**Cosmopolita White**  
30x30 (2,5x7) 12"x12"  
M 47



**Cosmopolita Sand**  
30x30 (2,5x7) 12"x12"  
M 47



**Cosmopolita Silver**  
30x30 (2,5x7) 12"x12"  
M 47




**Cosmopolita Gray**  
30x30 (2,5x7) 12"x12"  
M 47

## TECHNICAL SPECIFICATIONS

CUMPLE	< 0,5%	110 / 130	45 / 60	RESISTE	RESISTE	RESISTE	UA	C5	DCOF >0,42 C3 / R11 ADZ C1 / R9 NAT

\*Posibilidad de tratamiento C2/C3 sobre el acabado natural. Consulte condiciones.  
Este tratamiento puede producir cambio de color en las tonalidades oscuras.  
\*Possibility to get C2/C3 anti-slip rating for Nat finish. Check conditions.  
This process may generate shade variation in dark colours.  
\*Possibilité de traitement C2/C3 sur la finition naturelle. Consultez les conditions.  
Ce traitement peut produire un changement de couleur dans les tons foncés.




Wall tile Cosmopolita White 75x150.



Floor tile *Cosmopolita Silver 60x60*. Wall tile *Cosmopolita Silver 60x60*, *Cosmopolita Gray 60x60*,

**COSMOPOLITA SILVER** 11 DESIGNS 90x90



Floor tile *Cosmopolita Silver 90x90*.



**White**  
NCS S 2002-R

**Tan**  
NCS S 2005-Y50R

**Silver**  
NCS S 3500-N

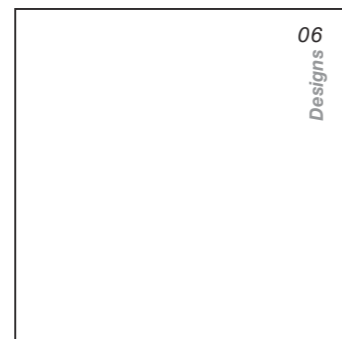
**Gray**  
NCS S 5500-N

# DEVON

Natural Matt  
Semipulido Lappato

Pcb V2+ TXT Rc

## FORMATS



**120x120 / 48"x48"**  
Natural M 32

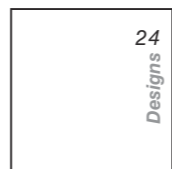


**60x120 / 24"x48"**  
Natural M 23  
Semipulido M 26  
Adz M 33 ~~20~~

~~20~~ 60x120 Disponible en White, Silver, Tan y Gray  
60x120 Available in White, Silver, Tan and Gray  
60x120 Available dans White, Silver, Tan et Gray



**90x90 / 35"x35"**  
Natural M 24



**60x60 / 24"x24"**  
Natural M 13  
Semipulido M 15  
Adz M 24 ~~20~~  
**60,5x60,5 / 24"x24"**  
Adz M 29 ~~20~~

## MOSAICS



Disponibles en todos los colores  
Available in all colours.  
Disponible dans tous les colors

**Tris Devon White**  
30x30 12"x12"  
P 26



Disponible en todos los colores  
Available in all colours.  
Disponible dans tous les colors

**Mosaico Devon White**  
30x30 (5x5) 12"x12"  
M45

## TECHNICAL SPECIFICATIONS

CUMPLE < 0,5% PEI 3/4 45 / 60 RESISTE RESISTE RESISTE UA C5 C1 / R9 NAT. C3 / R11 ADZ DCOF > 0,42

\*Posibilidad de tratamiento C2/C3 sobre el acabado natural. Consulte condiciones.  
Este tratamiento puede producir cambio de color en las tonalidades oscuras.  
\*Possibility to get C2/C3 anti-slip rating for Nat finish. Check conditions.  
This process may generate shade variation in dark colours.  
\*Possibilité de traitement C2/C3 sur la finition naturelle. Consultez les conditions.  
Ce traitement peut produire un changement de couleur dans les tons foncés.



TAU






*Floor tile Devon Gray 60x120. Wall tile Tisse Silver 40x120.*

**DEVON GRAY** 12 DESIGNS 60x120



*Floor tile Devon Silver 60x120. Wall tile Tisse Blue 60x120.*



White  
NCS S 5502-Y

Pearl  
NCS S 2002-Y50R

Silver  
NCS S 3502-Y

Greige  
NCS S 3005-Y50R

Gray  
NCS S 4005-Y50R

Graphite  
NCS S 5502-Y

Natural Matt


# LEMA

Pcb V2 Rc


## FORMATS



90x180 / 36"x72"  
Natural M 37



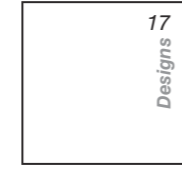
60x120 / 24"x48"  
Natural M 23



120x120 / 48"x48"  
Natural M 32



90x90 / 35"x35"  
Natural M 24



60x60 / 24"x24"  
Natural M 13

## MOSAICS



Lema White  
30x30 (7x7) 12"x12"  
P9



Lema White  
30x30 (3x15) 12"x12"  
P18

## TECHNICAL SPECIFICATIONS



\*Posibilidad de tratamiento C2/C3 sobre el acabado natural. Consulte condiciones. Este tratamiento puede producir cambio de color en las tonalidades oscuras.  
\*Possibility to get C2/C3 anti-slip rating for Nat finish. Check conditions. This process may generate shade variation in dark colours.  
\*Possibilité de traitement C2/C3 sur la finition naturelle. Consultez les conditions. Ce traitement peut produire un changement de couleur dans les tons foncés.



# TAU

Wall tile Lema White 60x120, Floor tile Lema White 120x120

# LEMA



Wall tile Grassi White 160x320, Floor tile Lema Graphite 120x120

LEMA GRAPHITE 11 DESIGNS 120x120



Floor tile Lema Gray 120x120. Wall tile Lema Graphite 60x120, Gemstone Royalblue 60x120.



**Perla**  
NCS S 1500-N



**Arena**  
NCS S 2005-T20R



**Gris**  
NCS S 3500-N



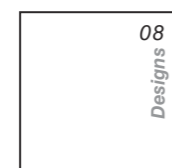
**Grafito**  
NCS S 5000-N  
Pcb

# ORISTAN

Natural Matt  
Adz Antislip

P V2 R<sub>c</sub> NR UPEC

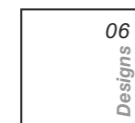
## FORMATS



**60x60 / 24"x24"**  
○ Natural M 11  
□ Natural M 13  
○ Adz M 11



**30,3x61,3 / 12"x24"**  
○ Natural M 10  
○ Adz M 10

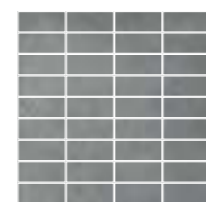


**45x45 / 18"x18"**  
○ Natural M 9

## MOSAICS



**Use Oristan Harmony**  
(Oristan Arena/Gris/Grafito)  
**30x30 12"x12"**  
P22



**Oristan Grafito Mosaico**  
**30x30 (2,5x7) 12"x12"**  
M47

Disponibles en  
todos los colores  
Available in  
all colours.  
Disponible dans  
tous les colors

## TECHNICAL SPECIFICATIONS

CUMPLE < 0,5% 110 / 130 45 / 60 RESISTE RESISTE RESISTE UA C5 C1 / R9 NAT. C3 / R11 ADZ DCOF > 0,42

\*Posibilidad de tratamiento C2/C3 sobre el acabado natural. Consulte condiciones. Este tratamiento puede producir cambio de color en las tonalidades oscuras.  
\*Possibility to get C2/C3 anti-slip rating for Nat finish. Check conditions. This process may generate shade variation in dark colours.  
\*Possibilité de traitement C2/C3 sur la finition naturelle. Consultez les conditions. Ce traitement peut produire un changement de couleur dans les tons foncés.




TAU



Wall and Floor tile Oristan Gris 60x60 and Oristan Gris mosaico 30x30 (2,5x7)

**ORISTAN GRIS 8 DESIGNS 60x60**



Floor tile Oristan Gris 60x60.

# Clays

## COLLECTION

88

Terracina

92

Terracotta

**TAU**  
*cerámica*

CLAYS / BARRO / BOUE

# TERRACINA

Natural Matt  
Adz Antislip

Pcb V3 TXT Rc NR

**FORMATS**  $\neq 20$  Disponible en Gray, Sienna y Umber  
Available in Gray, Sienna and Umber.  
Disponibles dans Gray, Sienna et Umber.




**60x120 / 24"x48"**  
Natural M 23  
Adz M 24  
**60x120 / 24"x48"**  
Adz M 33  $\neq 20$




**60x60 / 24"x24"**  
Natural M 13  
Adz M 15

**MOSAICS** Disponibles en Natural  
Available in Matt  
Disponibles dans Matt



**R+Q Terracina Gray**  
**29x29 12"x12"**  
P18  
Disponibles en todos los colores  
Available in all colours.  
Disponibles dans tous les colors



**Duo Terracina Basic**  
(Terracina Black/White)  
**28x28 11 1/32"x11 1/32"**  
P18



**Dam Terracina Serene**  
(Terracina Sienna/Umber)  
**25,4x25,4 10"x10"**  
P10



Floor tile: Terracina Sienna 60x60 and Heritage Multi 60x60.

## TECHNICAL SPECIFICATIONS

CUMPLE  $< 0,5\%$  110 / 130 45 / 60 RESISTE RESISTE RESISTE UA C5 C1 / R10 NAT C3 / R11 ADZ DCOF  $> 0,42$

\*Posibilidad de tratamiento C2/C3 sobre el acabado natural. Consulte condiciones. Este tratamiento puede producir cambio de color en las tonalidades oscuras.  
\*Possibility to get C2/C3 anti-slip rating for Nat finish. Check conditions. This process may generate shade variation in dark colours.  
\*Possibilité de traitement C2/C3 sur la finition naturelle. Consultez les conditions. Ce traitement peut produire un changement de couleur dans les tons foncés.



White  
NCS S 1002-Y



Sienna  
NCS S 1505-Y30R



Umber  
NCS S 2010-Y20R



Gray  
NCS S 3005-G80Y



Black  
NCS S 8500-N



TAU

Wall tile Terracina Gray 60x120. Floor tile Oristano White 20x120.

TERRACINA





*Terracina White detail.*



*Terracina Black detail.*

**TERRACINA WHITE** 8 DESIGNS 60x120

**TERRACINA BLACK** 8 DESIGNS 60x120



Floor tile Terracina Sienna 60x120. Wall tile Terracina White 60x120.





White  
NCS S 1002-Y



Sienna  
NCS S 1505-Y30R



Cotto  
NCS S 2010-Y20R



Silver  
NCS S 2002-Y

# TERRACOTTA

Natural Matt  
Adz Antislip



Pcb TXT V3 NR

## FORMATS



19  
Designs

33,3x33,3 / 13"x13"

- Natural M6
- Adz M6



Wall and Floor tile Terracotta Silver Adz 30x30 and Rennes Umber 25x150

## TECHNICAL SPECIFICATIONS

CUMPLE	< 0,5%	110 / 130	45 / 60	RESISTE	RESISTE	RESISTE	UA	C5	C1 / R9 NAT C3 / R11 ADZ DCOF >0,42



TAU

Floor tile Terracotta Sienna 30x30, Terracotta Sienna Adz 30x30

TERRACOTTA



Floor tile Terracotta Sienna and Cotto Adz 30x30.

**TERRACOTTA SIENNA** 19 DESIGNS 30x30



Wall and Floor tile Terracotta Silver 30x30.

Floor tile Terracotta Sienna Adz 30x30.



# Small Sizes

## COLLECTION

98 102 106 108 110

**Altea**

**Classics**

**Cosmo**

**Magic**

**Sixtone**

**TAU**  
*cerámica*

SMALL SIZES / PIEZAS PEQUEÑAS / PETITES PIÈCES



**White**  
NCS S 2005 - Y80R



**Pearl**  
NCS S 5005- Y80R



**Greige**  
NCS S 7502-G



**Silver**  
NCS S 8000-N

# ALTEA

P V2 TXT N<sub>R</sub> O

## FORMATS



Designs 10

22,3x22,3 / 8,9"x8,9"

○ Natural M 14

10 diseños diferentes servidos aleatoriamente.  
10 different designs randomly served.  
10 différents modèles servis au hasard.

Wall tile Tisse Altea White 22,3x22,3 Floor tile Tisse Integra Gray 90x90



Wall tile Lema White 60x120 Floor tile Altea White 22,3x22,3, Lema White 60x120





**Fauna Greige**  
NCS S 1002-Y



**Liguria White**  
NCS S 1002-Y



**Turia Mix**  
NCS S 1002-Y



**Egeo Gray**  
NCS S 1002-Y



**Spring Silver**  
NCS S 1002-Y



**Maori Black**  
NCS S 1002-Y



**Flora Pearl**  
NCS S 1002-Y



**Rubik Gray**  
NCS S 1002-Y

# CLASSICS

P V2+ TXT NR O

## FORMATS



Designs 10


22,3x22,3 / 8,9"x8,9"

○ Natural M 14

Wall tile Tisse Altea White 22,3x22,3 Floor tile Tisse Integra Gray 90x90



TAU



Wall tile Lema White 60x120 Floor tile Altea White 22,3x22,3, Lema White 60x120



Floor tile *Spring Silver* 22,3x22,3

Floor tile *Lema Greige* 90x90. Wall tile *Fauna Greige* 22,3x22,3



Wall tile *Egeo Gray* 22,3x22,3 Floor tile *Egeo Gray* 22,3x22,3 *Lema Pearl* 120x120



# COSMO

P V2+ TXT NR O

## FORMATS

Designs 18  
20x24 8x9,6"  
○ Natural M 21



**White**  
NCS S 2005 - Y80R


Floor tile Cosmo Black 20x24



**Silver**  
NCS S 3000-N




**Black**  
NCS S 8500-N




TAU

Wall tile Cosmo White 20x24 Floor tile Cosmo Black 20x24






**White**  
NCS S 2005 - Y80R



**Silver**  
NCS S 3000-N



**Gray**  
NCS S 7502-G



**Black**  
NCS S 1002-Y

# MAGIC

P V2+ TXT NrO

## FORMATS



Designs 18

20x24 8x9,6"

○ Natural M 21

Floor tile Magic Gray, Black, Silver and White 20x24



TAU

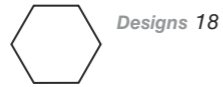
Floor tile Magic Gray, Black, Silver and White 20x24

MAGIC

# SIXTONE

P V2+ TXT NR O

## FORMATS




Designs 18

19,8x22,8 7,7x8,9"

○ Natural M 24


## SPECIAL PIECES



**Dc Sixtone Silver**  
19,8x22,8 7,7x8,9"  
M26



**Dc Sixtone Greige**  
19,8x22,8 7,7x8,9"  
M26



**Dc Sixtone Graphite**  
19,8x22,8 7,7x8,9"  
M26

Wall tile Sixtone White 19,8x22,8 Dc Sixtone Silver 19,8x22,8 Floor tile Diluca White 20x120



**White**  
NCS S 1502-Y50R



**Pearl**  
NCS S 2002-Y50R



**Silver**  
NCS S 3502-Y



**Greige**  
NCS S 3005-Y50R



**Gray**  
NCS S 4005-Y50R



**Graphite**  
NCS S 5502-Y



TAU

Wall tile Sixtone Greige 19,8x22,8. Floor tile Integra Greige 120x120

SIXTONE

# Stones

## COLLECTION

114 118 122 126 130 134 138 142 148 152

**Belcastel**

**Borriolstone**

**Etnastone**

**Fidenza**

**Integra**

**Litium**

**Mainstone**

**Palomastone**

**Roadstone**

**Soapstone**



**Silver**  
NCS S 2002 - Y50R



**Graphite**  
NCS S 5502Y

Natural Matt

# BELCASTEL

Pcb V2 Rc

## FORMATS



11  
Designs

90x180 / 35"x72"

□ Natural M 37




22  
Designs

90x90 / 35"x35"

□ Natural M 24

□ Adz M 33 ~~20~~



12  
Designs

60x120 / 24"x48"

□ Natural M 23

## MOSAICS



**Belcastel Silver**  
30x30 (5x5) 12"x12"

□ Natural M45



**Belcastel Graphite**  
30x30 (5x5) 12"x12"

□ Natural M45



Wall tile Belcastel Silver 90x180 Metal Steel 60x120 and Riv Quabella Coral 30x90.  
Floor tile Belcastel Silver 90x90

## TECHNICAL SPECIFICATIONS

CUMPLE	< 0,5%	110/130	45 / 60	RESISTE	RESISTE	RESISTE	UA	C5	DCOF > 0,42 C1 / R9 NAT. C3 / R11 ADZ

\*Posibilidad de tratamiento C2/C3 sobre el acabado natural. Consulte condiciones. Este tratamiento puede producir cambio de color en las tonalidades oscuras.  
\*Possibility to get C2/C3 anti-slip rating for Nat finish. Check conditions. This process may generate shade variation in dark colours.  
\*Possibilité de traitement C2/C3 sur la finition naturelle. Consultez les conditions. Ce traitement peut produire un changement de couleur dans les tons foncés.



Wall tile Belcastel Silver 90x180. Floor tile Belcastel Silver 90x90.



Floor tile Belcastel Graphite 90x90. Wall tile Riv Neo Palomastone Graphite 33,3x100.

**BELCASTEL SILVER** 22 DESIGNS 90x90



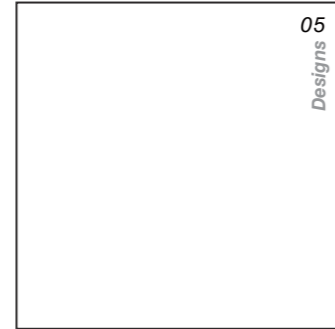
Floor tile Belcastel Graphite 90x90. Diluca Umber 22,5x180.

Semipulido Lappato  
Texturizado Textured

# BORRIOLSTONE

Pcb V2 TXT Rc

## FORMATS



120x120 / 48"x48"

- Texturizado M 34
- Semipulido M 35



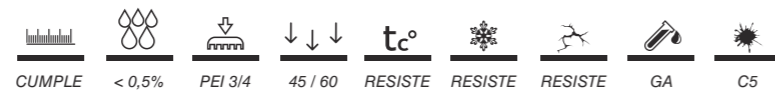
60x120 / 24"x48"

- Texturizado M 26
- Semipulido M 27



Wall tile Riv. Edra White 16,3x51,7 Floor Tile Borriolstone Sand 60x120

## TECHNICAL SPECIFICATIONS



\*Posibilidad de tratamiento C3 sobre el acabado natural. Consulte condiciones.  
Este tratamiento puede producir cambio de color en las tonalidades oscuras.  
\*Possibility to get C3 anti-slip rating for Nat finish. Check conditions.  
This process may generate shade variation in dark colours.  
\*Possibilité de traitement C3 sur la finition naturelle. Consultez les conditions.  
Ce traitement peut produire un changement de couleur dans les tons foncés.

White  
NCS S 1002-Y

Sand  
NCS S 2005-Y40R

Silver  
NCS S 2502-Y



Floor tile Borriolstone Sand 60x120



Floor tile Borriolstone White 120x120

**BORRIOLSTONE WHITE** 05 DESIGNS 120x120




Floor tile Borriolstone Silver 120x120



**Gray**  
NCS S S 7000-N



**Graphite**  
NCS S S 6502-Y



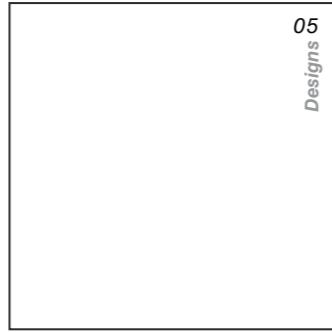
**Black**  
NCS S S 5502-Y

Texturizado Textured

# ETNASTONE

Pcb V2+ TXT Rc


## FORMATS



120x120 / 48"x48"  
Texturizado M 40



15x120 / 6"x48"  
Texturizado P 10

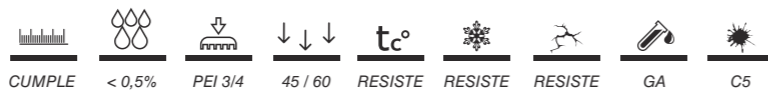


60x120 / 24"x48"  
Texturizado M29



Etname Graphite Detail

## TECHNICAL SPECIFICATIONS



\*Posibilidad de tratamiento C2 sobre el acabado natural. Consulte condiciones. Este tratamiento puede producir cambio de color en las tonalidades oscuras.  
\*Possibility to get C2 anti-slip rating for Nat finish. Check conditions. This process may generate shade variation in dark colours.  
\*Possibilité de traitement C2 sur la finition naturelle. Consultez les conditions. Ce traitement peut produire un changement de couleur dans les tons foncés.



TAU

Floor tile Etname Gray 120x120


ETNASTONE





Wall tile Etnastone Black 120x120

**ETNASTONE BLACK** 05 DESIGNS 120x120



Floor tile Etnastone Graphite 60x120



**Pearl**  
NCS S 1002-Y

**Linen**  
NCS S 1002-G

**Silver**  
NCS S 1502-Y

**Sand**  
NCS S 1005-Y20R

**Tan**  
NCS S 2002-Y

**Gray**  
NCS S 2002-G

**Graphite**  
NCS S 6502-Y

**Natural Matt**  
**Semipulido Lappato**  
**Rlv. Adz Grip**

# FIDENZA

**P<sub>cb</sub>** **V3** **TXT** **R<sub>c</sub>** **N<sub>R</sub>**

**FORMATS** **↔20** *Disponibile en Silver, Tan, Gray*  
*Available in Silver, Tan, Gray*  
*Disponibile dans silver, Tan, Gray*



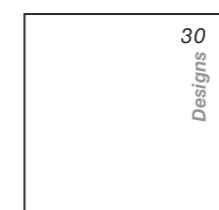
**120x120 / 48"x48"**  
Natural M 32  
Semipulido M 34



**60x120 / 24"x48"**  
Natural M 23  
Semipulido M 26

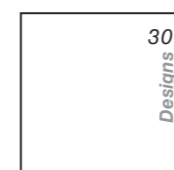


**30x60 / 12"x24"**  
Natural M 12  
Semipulido M 14  
Adz M 14



**75x75 / 30"x30"**  
Natural M 18  
Semipulido M 21

**75,5x75,5 / 30"x30"**  
Adz M 31 ↔20



**60x60 / 24"x24"**  
Natural M 13  
Semipulido M 15  
Adz M 15

**61x61 / 24"x24"**  
Adz M 24 ↔20

## TECHNICAL SPECIFICATIONS

**CUMPLE** < 0,5% 110 / 130 45 / 60 **RESISTE** **RESISTE** **RESISTE** **UA** **C5**

**C1 / R9 SEMI**  
**C1 / R10 NAT.**  
**C3 / R11 ADZ**  
**DCOF >0,42**

\*Posibilidad de tratamiento C2/C3 sobre el acabado natural. Consulte condiciones. Este tratamiento puede producir cambio de color en las tonalidades oscuras.  
 \*Possibility to get C2/C3 anti-slip rating for Nat finish. Check conditions. This process may generate shade variation in dark colours.  
 \*Possibilité de traitement C2/C3 sur la finition naturelle. Consultez les conditions. Ce traitement peut produire un changement de couleur dans les tons foncés.




Wall tile Fidenza Linen 60x120. Floor tile Oristano White 20x120.



Floor tile Fidenza Graphite 60x120. Wall tile Fidenza Gray 60x120. Fidenza Graphite Helix 29x29 and Taj Mahal White 120x120


## FIDENZA MOSAICS




**3D Fidenza Temperate**  
(Fidenza Pearl / Silver / Grap.)  
29,5x34 1 13/64" x 1 3/4"  
P15



**3D Fidenza Serene**  
(Linen / Sand / Tan)  
29,5x34 1 13/64" x 1 3/4"  
P15



**R+Q Fidenza Silver**  
30x30 12"x12"  
P18  
Disponibles en todos los colores.  
Available in all colours.  
Disponible dans tous les colors.



**Helix Fidenza Pearl**  
29x29 1 12/64" x 1 12/64"  
P19  
Disponibles en todos los colores.  
Available in all colours.  
Disponible dans tous les colors.



**Fidenza Pearl**  
30x30 (5x5) 12"x12"  
Semipulido M45  
Disponibles en todos los colores.  
Available in all colours.  
Disponible dans tous les colors.



Floor tile Fidenza Pearl 75x75. Wall tile Fidenza Pearl 60x120.

### FIDENZA PEARL 15 DESIGNS 60x120



**MILETTO PEARL**  
60x120 P49  
Disponibles en todos los colores.  
Available in all colours.



**White**  
NCS S 1502-Y50R

**Pearl**  
NCS S 2002-Y50R

**Silver**  
NCS S 3502-Y

**Greige**  
NCS S 3005-Y50R

**Gray**  
NCS S 4005-Y50R


**Graphite**  
NCS S 5502-Y

Natural Matt

# INTEGRA

Pcb V2 Rc

## FORMATS



**120x120 / 48"x48"**


☐ Natural M 32



**60x120 / 24"x48"**

☐ Natural M 23

☐ Adz M 33  $\neq$  20



**90x90 / 35"x35"**

☐ Natural M 24

☐ Adz M 33  $\neq$  20



**60x60 / 24"x24"**

☐ Natural M 13

**60,5x60,5 / 24"x24"**

☐ Adz M 29  $\neq$  20



**30x60 / 12"x24"**

☐ Natural M 12

## MOSAICS



**Mosaico Integra Silver**  
**30x30 (5x5) 12"x12"**  
M45

Disponible en todos los colores  
Available in all colours.  
Disponible dans tous les colors



**Mosaico Integra Silver**  
**30x30 (10x10) 12"x12"**  
M37

Disponible en todos los colores  
Available in all colours.  
Disponible dans tous les colors

## TECHNICAL SPECIFICATIONS

**CUMPLE** < 0,5% 45 / 60 **RESISTE** **RESISTE** **RESISTE** **GA** **C5** **C1 / R10 NAT.**  
**DCOF >0,42**

\*Posibilidad de tratamiento C2 sobre el acabado natural. Consulte condiciones.  
Este tratamiento puede producir cambio de color en las tonalidades oscuras.  
\*Possibility to get C2 anti-slip rating for Nat finish. Check conditions.  
This process may generate shade variation in dark colours.  
\*Possibilité de traitement C2 sur la finition naturelle. Consultez les conditions.  
Ce traitement peut produire un changement de couleur dans les tons foncés.



TAU


Wall Tile Integra Gray 60x120, Oristano Coffe 20x120. Floor Tile Integra Gray 120x120

INTEGRA



Wall tile Gemstone Royalblue 120x120 Elite Silver 60x120, Floor tile Elite Silver 120x120 Integra Silver 120x120

**INTEGRA SILVER 04 DESIGNS 120x120**



Wall tile Integra Greige 90x180, 60x120, Brest Tan 25x150 Floor tile Integra Greige 120x120



**Pearl**  
NCS S 1002-G



**Silver**  
NCS S 2002-Y




**Gray**  
NCS S 1502-Y

# LITIUM

Natural Matt  
Pulido Polished

P V2 R

## FORMATS



06

Designs

120x120 / 48"x48"

- ☐ Natural M 32
- ☐ Pulido M 37




24

Designs

75x75 / 30"x30"

- ☐ Natural M 18
- ☐ Pulido M 21

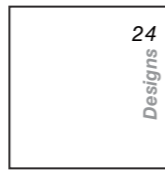


12

Designs

60x120 / 24"x48"

- ☐ Natural M 23
- ☐ Pulido M 26



24

Designs

60x60 / 24"x24"

- ☐ Natural M 13
- ☐ Pulido M 15



48

Designs

30x60 / 12"x24"

- ☐ Natural M 12
- ☐ Pulido M 14

## MOSAICS

Disponibles en Natural y pulido.  
Available in Matt and Polished.  
Disponible dans Matt et Brillant



**Marmi Litium**  
(Litium Pearl / Gray)  
20x40 8"x16"  
P10



**TC Litium Pearl**  
30x30 12"x12"  
P19



**TC Litium Silver**  
30x30 12"x12"  
P19



**TC Litium Gray**  
30x30 12"x12"  
P19

## TECHNICAL SPECIFICATIONS

CUMPLE < 0,5% PEI 3/4 45 / 60 RESISTE RESISTE RESISTE GA C5 C1 / R9 NAT. DCOF >0,42

\*Posibilidad de tratamiento C2 sobre el acabado natural. Consulte condiciones.  
Este tratamiento puede producir cambio de color en las tonalidades oscuras.  
\*Possibility to get C2 anti-slip rating for Nat finish. Check conditions.  
This process may generate shade variation in dark colours.  
\*Possibilité de traitement C2 sur la finition naturelle. Consultez les conditions.  
Ce traitement peut produire un changement de couleur dans les tons foncés.





LITUM GRAY 6 DESIGNS 75x75



Wall tile Litium Silver 60x120. Floor tile Litium Silver 60x120.



**Silver**  
NCS S 2005 - Y80R



**Gray**  
NCS S 5005- Y80R



**Graphite**  
NCS S 7502-G



**Black**  
NCS S 8000-N


Disponible en Granilla Pulida  
Available in High Polished  
Disponibles en Formatos  
60x120 y 60x60  
Available in Formats  
60x120 and 60x60

# MAINSTONE

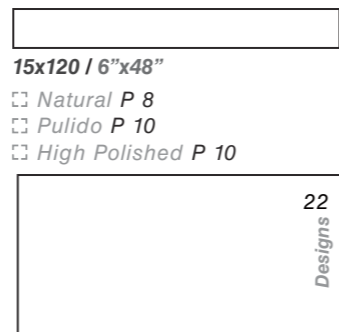
Natural Matt  
Pulido Polished  
Granilla Pulida High Polished

Pcb V3 R

## FORMATS




**120x120 / 48"x48"**  
Natural M 32  
Pulido M 37  
High polished M 40 (Black)



**60x120 / 24"x48"**  
Natural M 23  
Pulido M 26  
High polished M 29 (Black)



**60x60 / 24"x24"**  
Natural M 13  
Pulido M 15



**75x150 / 30"x60"**  
Natural M 26  
Pulido M 32



**75x75 / 30"x30"**  
Natural M 18  
Pulido M 21

## MOSAICS



**Mosaico Mainstone Gray**  
30x30 (5x5) 12"x12"  
M45  
Disponible en todos los colores  
Available in all colours.  
Disponible dans tous les colors

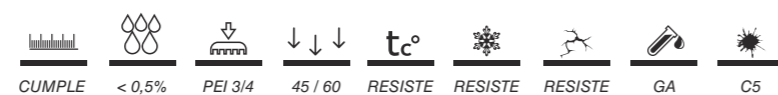


**Mosaico Mainstone Gray**  
30x30 (10x10) 12"x12"  
M37  
Disponible en todos los colores  
Available in all colours.  
Disponible dans tous les colors



**Legno Mainstone Gray**  
22x22 8<sup>21</sup>/<sub>32</sub>"x 8<sup>21</sup>/<sub>32</sub>"  
P6  
Disponible en todos los colores  
Available in all colours.  
Disponible dans tous les colors

## TECHNICAL SPECIFICATIONS



\*Posibilidad de tratamiento C2 sobre el acabado natural. Consulte condiciones.  
Este tratamiento puede producir cambio de color en las tonalidades oscuras.  
\*Possibility to get C2 anti-slip rating for Nat finish. Check conditions.  
This process may generate shade variation in dark colours.  
\*Possibilité de traitement C2 sur la finition naturelle. Consultez les conditions.  
Ce traitement peut produire un changement de couleur dans les tons foncés.



TAU

Wall tile Mainstone Silver 60x120. Floor tile Mainstone Gray 120x120

MAINSTONE





Wall tile Mainstone Gray 120x120, Mosaic Hex. 7x7 Floor tile Elite Pearl 120x120

**MAINSTONE GRAY** 11 DESIGNS 120x120



Wall tile Mainstone Pearl 120x120, Elite Silver 60x120. Floor tile Elite Silver 120x120



**White**  
NCS S 1505-Y30R



**Silver**  
NCS S 2502-Y




**Graphite**  
NCS S 6005-Y80R

# PALOMASTONE Natural matt Abujardado

Pcb TXT V2 RLV R<sub>c</sub>

## FORMATS




Designs 8  
**120x120 / 48"x48"**  
Natural M 32




Designs 12  
**90x90 / 35"x35"**  
Natural M 24



Designs 21  
**60x60 / 24"x24"**  
Natural M 13



Designs 6  
**75x150 / 30"x60"**  
Natural M 26



Designs 16  
**60x120 / 24"x48"**  
Natural M 23  
Abujardado M 24



Designs 42  
**30x60 / 12"x24"**  
Natural M 12



Designs 3  
**16,3x51,7 / 6"x20"**  
Natural M 22  
Rlv. Edra  
Natural M 24

## MOSAICS



**Aurea Palomastone Graphite**  
**24,5x28 9,9"x11,2"**  
P21

Disponible en todos los colores  
Available in all colours.  
Disponible dans tous les colors



**Mosaico Palomastone Graphite**  
**30x30 (5x5) 12"x12"**  
M 45

Disponible en todos los colores  
Available in all colours.  
Disponible dans tous les colors

## TECHNICAL SPECIFICATIONS

CUMPLE < 0,5% PEI 3/4 45 / 60 t<sub>c</sub>° RESISTE RESISTE RESISTE GA C5 C1 / R10 C3 / R11 ABUJARDADO

\*Posibilidad de tratamiento C2/C3 sobre el acabado natural. Consulte condiciones. Este tratamiento puede producir cambio de color en las tonalidades oscuras.  
\*Possibility to get C2/C3 anti-slip rating for Nat finish. Check conditions. This process may generate shade variation in dark colours.  
\*Possibilité de traitement C2/C3 sur la finition naturelle. Consultez les conditions. Ce traitement peut produire un changement de couleur dans les tons foncés.



TAU

Wall and Floor tile Palomastone Silver 60x120.

PALOMASTONE



*Floor tile Palomastone White 60x120*

*Wall tile Essence Dot Pearl 33,3x100, Palomastone wall Graphite 33,3x100. Riv Edra Palomastone Graphite 16,3x51,7.  
Floor tile Palomastone Graphite 90x90.*





White  
NCS S 1505-Y30R



Silver  
NCS S 2502-Y



Graphite  
NCS S 6005-Y80R



Wall tile Rlv Via Palomastone White 33,3x100x0,7, Palomastone Rlv Edra White 16,3x51,7



Wall tile Rlv Edra Palomastone Silver 16,3x51,7, Rlv Via Palomastone Silver 100x33,3.

Wall tile Rlv Edra Palomastone Silver 16,3x51,7, Palomastone Silver 75x150 Floor tile Palomastone Silver 75x150.





**Linen**  
NCS S 0300-N



**Tan**  
NCS S 3005Y20R



**Pearl**  
NCS S 0500-N



**Silver**  
NCS S 1500-N



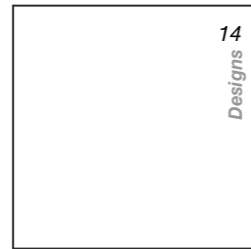
**Gray**  
NCS S 3500-N

# ROADSTONE

Natural Matt  
Semipulido Lappato

Pcb V2 R

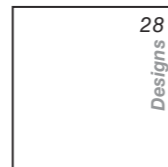
## FORMATS



**90x90 / 35"x35"**  
Natural M 24  
Semipulido M 27



**75x150 / 30"x60"**  
Natural M 26  
Disponible en Silver y Linen  
Available in Silver and Linen  
Disponible dans Silver et Linen



**60x60 / 24"x24"**  
Natural M 13  
Semipulido M 15



**30x60 / 12"x24"**  
Natural M 12  
Semipulido M 14



**60x120 / 24"x48"**  
Natural M 23  
Semipulido M 26

## MOSAICS



**Longer Roadstone Linen**  
30x30 12"x12"  
P21

Disponibles en todos los colores  
Available in all colours.  
Disponible dans tous les colors.



**Longer Roadstone Mix**  
(Gray, Silver, Pearl)  
30x30 12"x12"  
P21

## TECHNICAL SPECIFICATIONS

CUMPLE < 0,5% 110/130 45 / 60 RESISTE RESISTE RESISTE UA C5 C1 / R10 NAT  
C1 / R9 SEMI. DCOF>0,42

\*Posibilidad de tratamiento C2/C3 sobre el acabado natural. Consulte condiciones.  
Este tratamiento puede producir cambio de color en las tonalidades oscuras.  
\*Possibility to get C2/C3 anti-slip rating for Nat finish. Check conditions.  
This process may generate shade variation in dark colours.  
\*Possibilité de traitement C2/C3 sur la finition naturelle. Consultez les conditions.  
Ce traitement peut produire un changement de couleur dans les tons foncés.



TAU

Wall tile Roadstone Tan 90x90. Floor tile Roadstone Tan 90x90.



Floor tile Rennes Tan 25x150. Wall tile Roadstone Linen 90x90.

**ROADSTONE LINEN** 14 DESIGNS 90x90



Floor tile Brest Coffee 25x150. Wall tile Roadstone Gray 90x90.

# SOAPSTONE

Natural Matt  
Pulido Polished

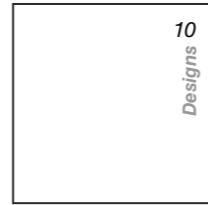
P V2 R

## FORMATS




05  
Designs

**90x180 / 35"x71"**  
Natural M 37  
Pulido M 40



10  
Designs

**75x75 / 30"x30"**  
Natural M 18  
Pulido M 21



10  
Designs

**60x120 / 24"x48"**  
Natural M 23  
Pulido M 26




20  
Designs

**60x60 / 24"x24"**  
Natural M 13  
Pulido M 15



40  
Designs

**30x60 / 12"x24"**  
Natural M 12  
Pulido M 14



06  
Designs

**120x120 / 48"x48"**  
Natural M 32  
Pulido M 37

Disponible en Silver y Tan  
Available in Silver and Tan  
Disponible dans Silver et Tan


## MOSAICS



**Soapstone White**  
30x30 (7x7) 12"x12"  
P9



**Soapstone Silver**  
30x30 (7x7) 12"x12"  
P9



**Soapstone Graphite**  
30x30 (7x7) 12"x12"  
P9

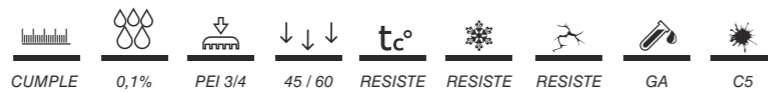


**Soapstone Tan**  
30x30 (7x7) 12"x12"  
P9



**Soapstone Gray**  
30x30 (7x7) 12"x12"  
P9

## TECHNICAL SPECIFICATIONS



\*Posibilidad de tratamiento C2 sobre el acabado natural. Consulte condiciones. Este tratamiento puede producir cambio de color en las tonalidades oscuras.  
\*Possibility to get C2 anti-slip rating for Nat finish. Check conditions. This process may generate shade variation in dark colours.  
\*Possibilité de traitement C2 sur la finition naturelle. Consultez les conditions. Ce traitement peut produire un changement de couleur dans les tons foncés.



**White**  
NCS S 1002-Y



**Tan**  
NCS S 2005-Y50R



**Silver**  
NCS S 1500-N



**Gray**  
NCS S 3500-N



**Graphite**  
NCS S 5502-B



TAU



Floor tile Soapstone Gray 90x180. Wall tile Soapstone Graphite and Gray 90x180.

**SOAPSTONE GRAPHITE** 10 DESIGNS 60x120



Floor tile Diluca White 22,5x180. Wall tile Soapstone White and Tan 90x180.



# Woods

## COLLECTION

158 162 166 170 174 178 182 186 190 194

**Bohars**

**Brest**

**Diluca**

**Eternal**

**Forever**

**Marsala**

**Origin**

**Oristano**

**Ragusa**

**Rennes**



**Olivo**  
NCS S 3005Y20R



**Sand**  
NCS S 2010Y20R



**Camel**  
NCS S 2010Y30R

Natural Matt

# BOHARS

P<sub>cb</sub> V3+ TXT R<sub>c</sub>

## FORMATS



25x150 / 10"x59"

□ Natural M 22

## HERA



**Hera Olivo**  
16,3x51,7 6"x20"  
□ M 24



**Hera Camel**  
16,3x51,7 6"x20"  
□ M 24

## SPECIAL PIECES



**Peldaño Extrusionado / Extruded Step**  
1200x320x30  
P 40

Disponible en todos los colores.  
Available in all colours.  
Disponible dans tous les coloris.




Floor tile Bohars Olivo 25x150.

## TECHNICAL SPECIFICATIONS

CUMPLE	< 0,5%	110/130	45 / 60	RESISTE	RESISTE	RESISTE	UA	C5	C1 / R9 NAT DCOF > 0,42

TAU



Wall tile Bohars Sand 25x150. Floor tile Belcastel Silver 90x90.



Floor tile Bohars Olivo 25x150. Wall tile Roadstone Pearl 30x90, Maiolica Royalblue 7,5x30 and Dc. Roadstone Mix 30x90.

**BOHARS OLIVO** 33 DESIGNS 25x150





**Sand**  
NCS S 2010Y20R



**Tan**  
NCS S 4020-Y40R



**Umber**  
NCS S 5010-Y30R

Natural Matt

# BREST

Pcb V3 TXT Rc

## FORMATS



25x150 / 10"x59"  
Natural M 22

## CASETTO



Casetto Brest Umber  
90x90 35"x35"  
Designs 09  
Natural M 24

## TECHNICAL SPECIFICATIONS

CUMPLE	< 0,5%	110/130	45 / 60	RESISTE	RESISTE	RESISTE	UA	C5	C1 / R9 DCOF > 0,42



Floor tile Brest Tan 25x150

# BREST



Floor tile Casetto Brest Umber 90x90

**BREST UMBER** 14 DESIGNS 25x150



Floor tile Roadstone Linen 90x90 and Casetto Brest Umber 90x90. Wall tile Brest Umber 25x150 and Moma Rusteel 320x160 (Ascale).



**White**  
NCS S 1502-Y50R



**Tan**  
NCS S 2005-Y50R




**Umber**  
NCS S 4020-Y30R

Natural Matt

# DILUCA

Pcb V3 Rcl

## FORMATS



30x180 / 12"x71"  
Natural M 33



22,5x180 / 9"x71"  
Natural M 33



20x120 / 8"x48"  
Natural M 18

## MOSAICS



**Legno Diluca Umber**  
22x22 8<sup>2</sup>/<sub>32</sub>"x 8<sup>2</sup>/<sub>32</sub>"  
P6



**Legno Diluca Tan**  
22x22 8<sup>2</sup>/<sub>32</sub>"x 8<sup>2</sup>/<sub>32</sub>"  
P6




**Legno Diluca White**  
22x22 8<sup>2</sup>/<sub>32</sub>"x 8<sup>2</sup>/<sub>32</sub>"  
P6

## TECHNICAL SPECIFICATIONS



\*Posibilidad de tratamiento C2/C3 sobre el acabado natural formato 20x120. Consulte condiciones. Este tratamiento puede producir cambio de color en las tonalidades oscuras.  
\*Possibility to get C2/C3 anti-slip rating for Nat finish 20x120 format. Check conditions. This process may generate shade variation in dark colours.  
\*Possibilité de traitement C2/C3 sur la finition naturelle 20x120 format. Consultez les conditions. Ce traitement peut produire un changement de couleur dans les tons foncés.



Wall tile Tisse White and Blue 60x120. Floor tile Diluca White 22,5x180.



Floor tile Diluca White 22,5x180.

**DILUCA TAN** 36 DESIGNS 20x120



Floor and Wall tile Diluca Umber 22,5x180.



**Haya**  
NCS S 2005-Y40R



**Olivo**  
NCS S 4005-Y20R



**Roble**  
NCS S 4010-Y30R



**Teka**  
NCS S 6010-Y50R

Natural Matt

# ETERNAL

P V2 Rc

## FORMATS



Designs 36

25x150 / 10"x59"

□ Natural M 22



Designs 18

25x100 / 10"x39"

○ Natural M 7

## MOSAICS



**Legno Eternal Haya**  
22x22 8<sup>21</sup>/<sub>32</sub>"x 8<sup>21</sup>/<sub>32</sub>"  
P6



**Legno Eternal Olivo**  
22x22 8<sup>21</sup>/<sub>32</sub>"x 8<sup>21</sup>/<sub>32</sub>"  
P6



**Legno Eternal Roble**  
22x22 8<sup>21</sup>/<sub>32</sub>"x 8<sup>21</sup>/<sub>32</sub>"  
P6



**Legno Eternal Teka**  
22x22 8<sup>21</sup>/<sub>32</sub>"x 8<sup>21</sup>/<sub>32</sub>"  
P6

## SPECIAL PIECES



**Peldaño Extrusionado / Extruded Step**  
1200x317x40  
P 40

Disponible en todos los colores.  
Available in all colours.  
Disponible dans tous les coloris.

## TECHNICAL SPECIFICATIONS




\*Posibilidad de tratamiento C2/C3 sobre el acabado natural formato 25x100. Consulte condiciones.  
Este tratamiento puede producir cambio de color en las tonalidades oscuras.  
\*Possibility to get C2/C3 anti-slip rating for Nat finish 25x100 format. Check conditions.  
This process may generate shade variation in dark colours.  
\*Possibilité de traitement C2/C3 sur la finition naturelle 25x100 format. Consultez les conditions.  
Ce traitement peut produire un changement de couleur dans les tons foncés.



Floor tile Eternal Roble 25x150. Wall tile Fidenza Pearl 60x120.





Floor tile Eternal Teka 25x150.

**ETERNAL TEKA** 18 DESIGNS 25x150



Floor tile Eternal Haya 25x150. Wall tile Maison Silver 60x120



**Arce**  
NCS S 1002-Y



**Tilo**  
NCS S 1502-Y



**Haya**  
NCS S 1505-Y10R



**Roble**  
NCS S 3010-Y30R



**Olivo**  
NCS S 2005-Y20R

# FOREVER Natural Matt Adz Antislip

**P** **V3** **Rc** **NR**


## FORMATS

**≠ 20** Disponible en Haya, Olivo, Roble  
Available in Haya, Olivo and Roble  
Disponible dans Haya, Olivo et Roble



30x120,5 / 12"x48"

Adz M 33 ≠ 20



20x120 / 8"x48"

Natural M 18



25x100 / 10"x39"

Natural M 7  
Adz M 7



15x60 / 6"x24"

Natural M 11  
Adz M 11

## MOSAICS



**Forever Mosaico A**  
Haya / Roble / Arce (5x5)  
30x30 12"x12"  
M45



**Forever Mosaico B**  
Tilo / Olivo (5x5)  
30x30 12"x12"  
M45



**Legno Forever Roble**  
22x22 8<sup>2</sup>/<sub>32</sub>"x 8<sup>2</sup>/<sub>32</sub>"  
P6

Disponibles en todos los colores  
Available in all colours.  
Disponible dans tous les colors.

## TECHNICAL SPECIFICATIONS

**CUMPLE** **< 0,5%** **PEI 3/4** **45 / 60** **RESISTE** **RESISTE** **RESISTE** **UA** **C5** **C1 / R9 NAT.**  
**C3 / R12 ADZ**  
**DCOF > 0,42**

\*Posibilidad de tratamiento C2/C3 sobre el acabado natural. Consulte condiciones.  
Este tratamiento puede producir cambio de color en las tonalidades oscuras.  
\*Possibility to get C2/C3 anti-slip rating for Nat finish. Check conditions.  
This process may generate shade variation in dark colours.  
\*Possibilité de traitement C2/C3 sur la finition naturelle. Consultez les conditions.  
Ce traitement peut produire un changement de couleur dans les tons foncés.



TAU

Floor tile Forever Tilo 20x120 Wall tile Sassari Graphite 60x120

FOREVER



Floor tile Forever Olivo 20x120.

**FOREVER OLIVO** 18 DESIGNS 20x120



Floor tile Forever Roble 20x120.



**Tan**  
NCS S 1002-Y



**Umber**  
NCS S 3010-Y20R



**Gray**  
NCS S 4010-G90Y

# MARSALA

Natural Matt  
Adz Antislip


Pcb V3+ TXT Rct

## FORMATS



20x120 / 8"x48"

□ Natural M 18



30x120,5 / 12"x48"

□ Adz M 33 ~~20~~

~~20~~ Disponible en Umber y Gray  
Available in Umber and Gray  
Disponible dans Umber et Gray

## MOSAICS

Disponibles en Natural  
Available in Natural  
Disponible dans Natural



**Legno Marsala Tan**  
22x22 8<sup>21</sup>/<sub>32</sub>"x 8<sup>21</sup>/<sub>32</sub>"  
P6



**Legno Marsala Umber**  
22x22 8<sup>21</sup>/<sub>32</sub>"x 8<sup>21</sup>/<sub>32</sub>"  
P6




**Legno Marsala Gray**  
22x22 8<sup>21</sup>/<sub>32</sub>"x 8<sup>21</sup>/<sub>32</sub>"  
P6

## TECHNICAL SPECIFICATIONS

CUMPLE	< 0,5%	110/130	45 / 60	RESISTE	RESISTE	RESISTE	UA	C5	C1 / R9 C3 / R11 ADZ DCOF > 0,42

\*Posibilidad de tratamiento C2/C3 sobre el acabado natural. Consulte condiciones.  
Este tratamiento puede producir cambio de color en las tonalidades oscuras.  
\*Possibility to get C2/C3 anti-slip rating for Nat finish. Check conditions.  
This process may generate shade variation in dark colours.  
\*Possibilité de traitement C2/C3 sur la finition naturelle. Consultez les conditions.  
Ce traitement peut produire un changement de couleur dans les tons foncés.



Floor tile Marsala Umber 20x120. Wall tile Fidenza Sand 60x120, Mosaic R+Q Fidenza Sand 30x30 and Marsala Umber 20x120



Floor tile Marsala Gray 20x120. Wall tile Marsala Gray 20x120

**MARSALA GRAY** 45 DESIGNS 20x120



Floor tile Marsala Tan 20x120. Wall tile Terracina Gray 60x120, R+Q Terracina Gray 29x29 and Roadstone Linen 30x90.



**Sand**  
NCS S 1005-Y20R



**Silver**  
NCS S 1500-N



**Umber**  
NCS S 4010-Y30R



**Tan**  
NCS S 4020-Y30R



**Gray**  
NCS S 3500-N

# ORIGIN

Natural Matt  
Adz Antislip

P V3+ TXT R<sub>11</sub>

## FORMATS



Designs 18

30x180 / 12"x71"


Natural M 33



Designs 24

22,5x180 / 9"x71"

Natural M 33



Designs 42

20x120 / 8"x48"

Natural M 18

TXT

Adz M 19

Disponibles en Silver, Sand, Umber  
Available in Silver, Sand, Umber  
Disponible dans Silver, Sand, Umber

## MOSAICS



Disponibles en todos los colores  
Available in all colours.  
Disponible dans tous les colors.

**Legno Origin Tan**  
22x22 8<sup>21</sup>/<sub>32</sub>" x 8<sup>21</sup>/<sub>32</sub>"  
P6



Origin Gray detail



Origin Umber detail

## TECHNICAL SPECIFICATIONS

CUMPLE	< 0,5%	PEI 3/4	45 / 60	RESISTE	RESISTE	RESISTE	UA	C5	C1 / R9 NAT. C3 / R11 ADZ DCOF > 0,42

\*Posibilidad de tratamiento C2/C3 sobre el acabado natural. Consulte condiciones.  
Este tratamiento puede producir cambio de color en las tonalidades oscuras.  
\*Possibility to get C2/C3 anti-slip rating for Nat finish. Check conditions.  
This process may generate shade variation in dark colours.  
\*Possibilité de traitement C2/C3 sur la finition naturelle. Consultez les conditions.  
Ce traitement peut produire un changement de couleur dans les tons foncés.



Wall tile Origin Tan 20x120 and Marquina Black 120x240. Floor tile Origin Tan 20x120



Floor tile Origin Umber 30x180.

**ORIGIN UMBER** 24 DESIGNS 22,5x180



Wall tile Origin Gray 22,5x180. Floor tile Origin Silver 22,5x180.



White  
NCS S 1002-Y

Coffee  
NCS S 6005-Y20R

Black  
NCS S 8500-N

Natural Matt

# ORISTANO

Pcb V3+ TXT Rc

## FORMATS

Designs 24

20x120 / 8"x48"

□ Natural M 18

## MOSAICS



**Legno Oristano White**  
(Oristano White)  
22x22 8<sup>21</sup>/<sub>32</sub>"x 8<sup>21</sup>/<sub>32</sub>"  
P6



**Legno Oristano Basic**  
(Oristano White)  
22x22 8<sup>21</sup>/<sub>32</sub>"x 8<sup>21</sup>/<sub>32</sub>"  
P6



**Legno Oristano Gloomy**  
(Oristano Coffee / White)  
22x22 8<sup>21</sup>/<sub>32</sub>"x 8<sup>21</sup>/<sub>32</sub>"  
P6

Disponibles en todos los colores  
Available in all colours.  
Disponible dans tous les colors.



Floor tile Oristano White 20x120. Wall tile Bianchi and Brindisi 30x90

## TECHNICAL SPECIFICATIONS

CUMPLE  
 < 0,5%  
 110/130  
 45 / 60  
 RESISTE  
 RESISTE  
 RESISTE  
 UA  
 C5  
 C1 / R9 NAT.  
 DCOF > 0,42

\*Posibilidad de tratamiento C2/C3 sobre el acabado natural. Consulte condiciones.  
Este tratamiento puede producir cambio de color en las tonalidades oscuras.  
\*Possibility to get C2/C3 anti-slip rating for Nat finish. Check conditions.  
This process may generate shade variation in dark colours.  
\*Possibilité de traitement C2/C3 sur la finition naturelle. Consultez les conditions.  
Ce traitement peut produire un changement de couleur dans les tons foncés.



TAU

Wall tile Oristano Coffee 20x120 and Terracina White 60x120. Floor tile Oristano Coffee 20x120.





Wall Tile Oristano White detail

Wall Tile Oristano Black detail

**ORISTANO WHITE** 24 DESIGNS 20x120





**Sand**  
NCS S 1005-Y20R



**Camel**  
NCS S 3020-Y20R



**Umber**  
NCS S 4010-Y10R



**Coffee**  
NCS S 5010-Y10R

# RAGUSA

Natural Matt  
Adz Antislip

Pcb V3 Rc

## FORMATS



20x120 / 8"x48"  
Natural M 18  
Adz M 19

## MOSAICS



**Legno Ragusa Sand**  
22x22  $8\frac{21}{32}'' \times 8\frac{21}{32}''$   
P6



**Legno Ragusa Camel**  
22x22  $8\frac{21}{32}'' \times 8\frac{21}{32}''$   
P6



**Legno Ragusa Umber**  
22x22  $8\frac{21}{32}'' \times 8\frac{21}{32}''$   
P6




**Legno Ragusa Coffee**  
22x22  $8\frac{21}{32}'' \times 8\frac{21}{32}''$   
P6

## TECHNICAL SPECIFICATIONS

CUMPLE < 0,5% 110/130 45 / 60 t<sub>c</sub> RESISTE RESISTE RESISTE UA C5 C1 / R9 NAT. C3 / R11 ADZ DCOF > 0,42

\*Gradone disponible en 30x120  
\*Gradone available in 12"x48"  
\*Gradone disponible dans 30x120






Floor tile Ragusa Sand 20x120 and Castrovillari White 60x120. Wall tile Alpi White 120x240

**RAGUSA SAND** 45 DESIGNS 20x120



Floor tile Ragusa Umber 20x120.



White  
NCS S 1002-Y

Tan  
NCS S 3020-Y40R

Umber  
NCS S 5010-Y30R

Natural Matt

# RENNES

P V3+ TXT Rc

## FORMATS



25x150 / 10"x59"

Natural M 22

## CASETTO



Casetto Rennes White  
90x90 35"x35"  
Designs 09

Natural M 24



Casetto Rennes Umber  
90x90 35"x35"  
Designs 09

Natural M 24

## TECHNICAL SPECIFICATIONS

CUMPLE	< 0,5%	110/130	45 / 60	RESISTE	RESISTE	RESISTE	UA	C5	C1 / R9 NAT. DCOF > 0,42



TAU

Floor tile Rennes Umber 25x150. Wall tile Roadstone Graphite 90x90.

RENNES



Floor tile Casetto Rennes White 90x90. Wall tile Roadstone Pearl 90x90 and Rennes White 25x150

**CASSETO RENNES WHITE** 9 DESIGNS 90x90



Floor tile Rennes Umber 25x150.

# Marbles

## COLLECTION

200	204	208	212	216	220	224	228	232	236	240	244	248	252	256	260	264	268	272	276
<b>Altamura</b>	<b>Avorio</b>	<b>Baranello</b>	<b>Cosmic</b>	<b>Crotone</b>	<b>Dozza</b>	<b>Elite</b>	<b>Emporio</b>	<b>Explosion</b>	<b>Gemstone</b>	<b>Legend</b>	<b>Marquina</b>	<b>Nantes</b>	<b>Panther</b>	<b>Portloren</b>	<b>Sahara</b>	<b>Taj Mahal</b>	<b>Torano</b>	<b>Varenna</b>	<b>Varese</b>



**Pearl**  
NCS S 0500-N



**Silver**  
NCS S 1500-N



**Gray**  
NCS S 4000-N

# ALTAMURA

Natural Matt  
Pulido Polished

P V2 R<sub>c</sub>

## FORMATS



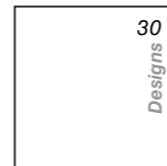
**75x150 / 30"x60"**  
Natural M 26  
Pulido M 32



**75x75 / 30"x30"**  
Natural M 18  
Pulido M 21




**60x120 / 24"x48"**  
Natural M 23  
Pulido M 26



**60x60 / 24"x24"**  
Natural M 13  
Pulido M 15




**30x60 / 12"x24"**  
Natural M 12  
Pulido M 14




**120x120 / 48"x48"**  
Pulido M 37

## MOSAICS

Disponibles en Natural y Pulido  
Available in Matt and Polished  
Disponible dans Matt et Brillant




**Marmi  
Altamura Gray**  
(Altamura Gray/Baranello White)  
**20x40 8"x16"**  
P10



**TC Altamura Pearl**  
**30x30 12"x12"**  
P19

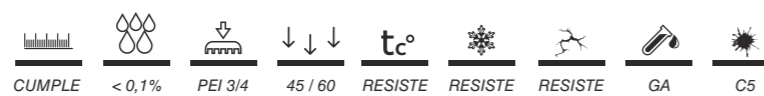


**TC Altamura Silver**  
**30x30 12"x12"**  
P19



**TC Altamura Gray**  
**30x30 12"x12"**  
P19

## TECHNICAL SPECIFICATIONS



\*Posibilidad de tratamiento C2 sobre el acabado natural. Consulte condiciones.  
Este tratamiento puede producir cambio de color en las tonalidades oscuras.  
\*Possibility to get C2 anti-slip rating for Nat finish. Check conditions.  
This process may generate shade variation in dark colours.  
\*Possibilité de traitement C2 sur la finition naturelle. Consultez les conditions.  
Ce traitement peut produire un changement de couleur dans les tons foncés.




TAU

Wall and floor tile Altamura Gray 60x120.



Floor and Wall tile Altamura Pearl 30x60.

**ALTAMURA PEARL** 15 DESIGNS 60x120



Wall tile Altamura Silver 60x120 and Ragusa Coffee 20x120. Floor tile Altamura Silver 60x60.





# AVORIO

Natural Matt  
Pulido Polished


P V2 R

## FORMATS



60x120 / 24"x48"

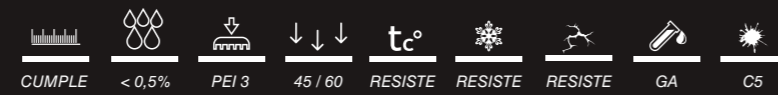
☐ Natural M 23  
☐ Pulido M 26



120x120 / 48"x48"

☐ Natural M 32  
☐ Pulido M 37


## TECHNICAL SPECIFICATIONS



\*Posibilidad de tratamiento C2 sobre el acabado natural. Consulte condiciones.  
Este tratamiento puede producir cambio de color en las tonalidades oscuras.  
*\*Possibility to get C2 anti-slip rating for Nat finish. Check conditions.  
This process may generate shade variation in dark colours.*  
\*Possibilité de traitement C2 sur la finition naturelle. Consultez les conditions.  
Ce traitement peut produire un changement de couleur dans les tons foncés.



**Cream**  
NCS S 1005Y30R



TAU



**AVORIO CREAM** 18 DESIGNS 60x120




Floor tile Avorio Cream 60x120. Wall tile Castrovillari White 60x120 and Sisal Gold 30x90.

# BARANELLO


Natural Matt  
Pulido Polished

P V2 R<sub>c</sub>


## FORMATS




75x150 / 30"x60"  
Natural M 26  
Pulido M 32



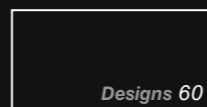
75x75 / 30"x30"  
Natural M 18  
Pulido M 21



60x120 / 24"x48"  
Natural M 23  
Pulido M 26




60x60 / 24"x24"  
Natural M 13  
Pulido M 15



37,5x75 / 15"x30"  
Natural M 18  
Pulido M 21

## MOSAICS

Disponibles en Natural y Pulido  
Available in Matt and Polished  
Disponible dans Natural et Brillant




**Marmi  
Baranello  
White**

(Baranello White/  
Altamura Gray)  
20x40 8"x16"  
P10




**Mosaico Didier**  
28x28 (3x3)  
P26

Disponibles en acabado natural  
Available in Matt finish  
Disponible dans finition Mate



**Mosaico Baranello  
White**  
30x30 (5x5) 12"x12"  
M45



**Baranello White**  
30x30 (3,2x3,2) 12"x12"  
P17

## TECHNICAL SPECIFICATIONS



\*Posibilidad de tratamiento C2 sobre el acabado natural. Consulte condiciones.  
Este tratamiento puede producir cambio de color en las tonalidades oscuras.  
\*Possibility to get C2 anti-slip rating for Nat finish. Check conditions.  
This process may generate shade variation in dark colours.  
\*Possibilité de traitement C2 sur la finition naturelle. Consultez les conditions.  
Ce traitement peut produire un changement de couleur dans les tons foncés.



**White**  
NCS S 0300-N





**BARANELLO WHITE** 15 DESIGNS 60x120



Wall tile Baranello White 60x120. Floor tile Baranello White 60x120.

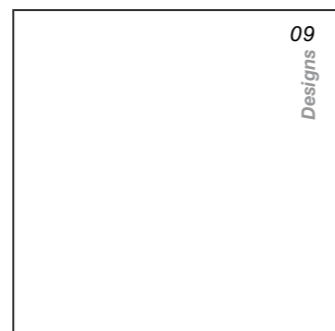


Granilla Pulida High Polished


# COSMIC

P V3 R<sub>c</sub>

## FORMATS



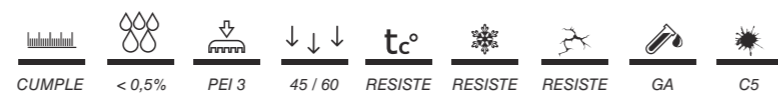
120x120 / 48"x48"  
Granilla Pulida M 40



60x120 / 24"x48"  
Granilla Pulida M 29



## TECHNICAL SPECIFICATIONS




TAU

Floor tile Taj Mahal Nacar 120x120. Wall tile Cosmic Black 120x120



Wall tile Emporio Calacatta 60x120. Floor tile Cosmic Black 120x120.

**COSMIC BLACK** 9 DESIGNS 120x120



Wall tile Cosmic Black 60x120 Floor tile Taj Mahal White 120x120



**Sand**  
NCS S 1005-Y20R



**Tan**  
NCS S 4005-450R



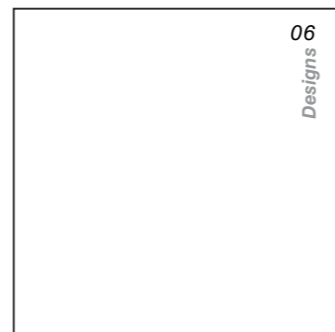
**Umber**  
NCS S 5010-Y10R

# CROTONE

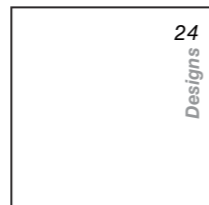
Natural Matt  
Pulido Polished

P V2 R

## FORMATS



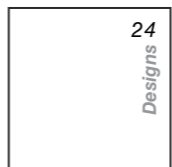
120x120 / 48"x48"  
Pulido M 37



75x75 / 30"x30"  
Natural M 18  
Pulido M 21



60x120 / 24"x48"  
Natural M 23  
Pulido M 26



60x60 / 24"x24"  
Natural M 13  
Pulido M 15

## MOSAICS

Disponibles en Natural y Pulido  
Available in Matt and Polished  
Disponible dans Mate et Brillant



**Marmi Crotone**  
(Umber / Sand)  
20x40 8"x16"  
P10



**TC Crotone Sand**  
30x30 12"x12"  
P19



**TC Crotone Tan**  
30x30 12"x12"  
P19



**TC Crotone Umber**  
30x30 12"x12"  
P19

## TECHNICAL SPECIFICATIONS

CUMPLE < 0,5% PEI 3/4 45 / 60 RESISTE RESISTE RESISTE GA C5

\*Posibilidad de tratamiento C2 sobre el acabado natural. Consulte condiciones.  
Este tratamiento puede producir cambio de color en las tonalidades oscuras.  
\*Possibility to get C2 anti-slip rating for Nat finish. Check conditions.  
This process may generate shade variation in dark colours.  
\*Possibilité de traitement C2 sur la finition naturelle. Consultez les conditions.  
Ce traitement peut produire un changement de couleur dans les tons foncés.



TAU


Wall and floor tile Crotone Tan 60x120.

CROTONE



Wall tile *Crotone Umber* 60x120 And TC *Crotone Umber* 30x30. Floor tile *Crotone Umber* 120x120.

**CROTONE UMBER** 15 DESIGNS 60x120



Wall tile *Crotone Sand* 60x120 And *Ragusa Coffee* 20x120. Floor tile *Crotone Sand* 120x120.






# DOZZA

Natural  
Pulido Polished

P V2 R

## FORMATS




75x150 / 30"x60"  
Pulido M 32


Disponible solo en White  
Available only in White  
Disponibile seul et White




75x75 / 30"x30"  
Pulido M 21



120x120 / 48"x48"  
Pulido M 37




60x60 / 24"x24"  
Pulido M 15



60x120 / 24"x48"  
Pulido M 26

## MOSAICS



TC Dozza Gold  
30x30 12"x12"  
P19



TC Dozza White  
30x30 12"x12"  
P19



White  
NCS S 0300-N



Gold  
NCS S 1002-G

## TECHNICAL SPECIFICATIONS



TAU



Floor tile Dozza Gold 60x120. Wall tile Dozza Gold 40x120 and TC Dozza Gold 30x30.



Wall tile Dozza Gold 60x120 and Incontro Gold 40x120 Floor tile Dozza Gold 60x120.

**DOZZA GOLD** 12 DESIGNS 60x120



Wall tile Dozza White 60x120, Riv Dozza White 40x120 and Murada Silver 10x40. Floor tile Dozza White 60x120.

# ELITE

Natural Matt  
Pulido Polished  
Granilla Pulida High Polished

Pcb V2 Rc


## FORMATS

**White**  
NCS S 1502-Y50R



90x180 / 35"x72"


- Natural M 37
- Pulido M 40



60x120 / 24"x48"

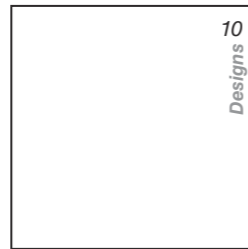
- Natural M 23
- Pulido M 26
- High Polished colour Black M 29

**Silver**  
NCS S 3000-N



120x120 / 48"x48"

- Natural M 32
- Pulido M 37
- High Polished colour Black M 40



90x90 / 35"x35"

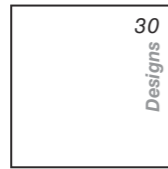
- Natural M 23
- Pulido M 27



75x75 / 30"x30"

- Natural M 18
- Pulido M 21

**Gray**  
NCS S 4005-Y50R



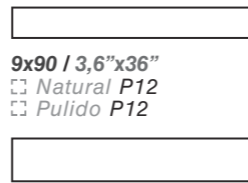
60x60 / 24"x24"

- Natural M 13
- Pulido M 15



30x60 / 12"x24"

- Natural M 12
- Pulido M 15



9x90 / 3,6"x36"

- Natural P12
- Pulido P12



9x30 / 3,6"x12"

- Natural M32
- Pulido M33

**Greige**  
NCS S 4005-Y50R

60x60 / 24"x24"

- Natural M 13
- Pulido M 15

30x60 / 12"x24"


- Natural M 12
- Pulido M 15

15x120 / 36"x72"

- Natural P 08
- Pulido P 10

## MOSAICS

Disponibles en Natural  
Available in Matt  
Disponible dans Matt



**Elite Black**  
30x30 (5x5) 12"x12"

- Natural M45
- Pulido M45



**Hex. Elite Black**  
32,5x22,5 13"x9"

- Natural P17
- Pulido P17

**Graphite**  
NCS S 5005-Y80R

**Black**  
NCS S 8500-N

Disponibles en Granilla pulida  
Available in High Polished  
Disponibles en Formatos  
120x120, 60x120 y 60x60  
Available in Formats  
60x60 and 30x60

## TECHNICAL SPECIFICATIONS

CUMPLE < 0,5% PEI 3/4 45 / 60 RESISTE RESISTE RESISTE GA C5

\*Posibilidad de tratamiento C2/C3 sobre el acabado natural. Consulte condiciones.  
Este tratamiento puede producir cambio de color en las tonalidades oscuras.  
\*Possibility to get C2/C3 anti-slip rating for Nat finish. Check conditions.  
This process may generate shade variation in dark colours.  
\*Possibilité de traitement C2/C3 sur la finition naturelle. Consultez les conditions.  
Ce traitement peut produire un changement de couleur dans les tons foncés.



Wall tile Elite Black 120x120, Taj Mahal 120x120. Floor tile Elite Black 120x120



Wall tile Integra Graphite 60x120 Integra Gray 60x120. Oristano Gray 20x120. Floor tile Elite Graphite 120x120.

**ELITE GRAY** 15 DESIGNS 60x120




Wall tile Elite Gray Pulido 9x30, Elite Gray Pulido 30x60 Floor tile Elite Gray Pulido 30x60, Elite Gray Pulido 5x5

# EMPORIO

Natural Matt  
Pulido Polished

P V2 R


## FORMATS



04  
Designs

120x260 / 48"x104"


☐ Natural M 38  
☐ Pulido M 48



10  
Designs

120x120 / 48"x48"


☐ Natural M 32  
☐ Pulido M 34



10  
Designs

75x150 / 30"x60"


☐ Natural M 26  
☐ Pulido M 32



18  
Designs

60x120 / 24"x48"

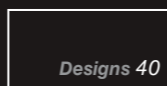
☐ Natural M 23  
☐ Pulido M 26



20  
Designs

60x60 / 24"x24"

☐ Natural M 13  
☐ Pulido M 15



Designs 40

30x60 / 12"x24"

☐ Natural M 12  
☐ Pulido M 14




19,8x22,8 / 8"x9"  
○ Natural M 24




22,3x22,3 / 8,9"x8,9"  
○ Natural M 14

## MOSAICS



Emporio  
30x30 (5x5) 12"x12"

☐ Natural / Pulido M 45



Emporio  
30x30 (7x7) 12"x12"

☐ Natural / Pulido P 9

## TECHNICAL SPECIFICATIONS



\*Posibilidad de tratamiento C2 sobre el acabado natural. Consulte condiciones.  
Este tratamiento puede producir cambio de color en las tonalidades oscuras.  
\*Possibility to get C2 anti-slip rating for Nat finish. Check conditions.  
This process may generate shade variation in dark colours.  
\*Possibilité de traitement C2 sur la finition naturelle. Consultez les conditions.  
Ce traitement peut produire un changement de couleur dans les tons foncés.



TAU



**EMPORIO CALACATTA** 10 DESIGNS 60x120

*Floor and Wall tile Emporio Calacatta 60x120.*






Granilla Pulida High Polished  
**EXPLOSION**

**P** **V3** **Rc**

**FORMATS**




09

Designs

120x120 / 48"x48"

Granilla Pulida M 40



18

Designs

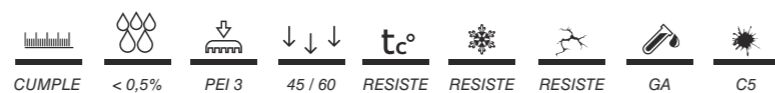
60x120 / 24"x48"

Granilla Pulida M 29



Blue  
NCS S 5030- R90B

**TECHNICAL SPECIFICATIONS**



Wall and Floor Tile Explosion Blue 120x120.

**EXPLOSION**



EXPLOSION BLUE 9 DESIGNS 120x120



Wall tile Explosion Blue 60x120, Floor tile Belcastel Graphite 60x120, Origin Gray 20x120







Granilla Pulida High Polished  
**GEMSTONE**

P V3 R<sub>c</sub>

FORMATS



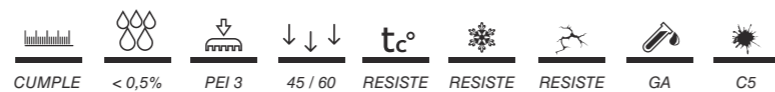
120x120 / 48"x48"  
Granilla Pulida M 40




60x120 / 24"x48"  
Granilla Pulida M 29



TECHNICAL SPECIFICATIONS



Floor tile Palomastone Silver 60x120. Wall tile Gemstone Royalblue 60x120



GEMSTONE ROYALBLUE 3 DESIGNS 120x120




Floor tile Gemstone Royalblue 120x120 Wall tile Gemstone Royalblue 120x120 and Mythage Lapisblue 120x120

Pulido Polished


# LEGEND

P V2 R


## FORMATS




120x120 / 48"x48"  
Pulido M 37



75x75 / 30"x30"  
Pulido M 21



60x120 / 24"x48"  
Pulido M 26



60x60 / 24"x24"  
Pulido M 15

## MOSAICS



Marmi Legend Sand  
(Legend Sand / Crotona Umber)  
20x40 8"x16"  
P10



TC Legend Sand  
30x30 12"x12"  
P19

## TECHNICAL SPECIFICATIONS



NCS S 1005-Y20R



TAU

Wall tile Legend Sand 120x120. Floor tile Legend Sand 60x120



**LEGEND SAND** 15 DESIGNS 60x120

Floor tile Legend Sand 60x120. Wall tile Legend Sand 60x120 and Iso Sand 30x90.



# MARQUINA

Natural Matt  
Pulido Polished

Pcb V2 Rc

## FORMATS

↔ 6 Disponibles en Natural y Pulido  
Available in Matt and Polished  
Disponible dans Mate et Brillant




120 x 260 / 48"x102"


- ☐ Natural M 38
- ☐ Pulido M 48

\*Bajo pedido, consulte condiciones  
Upon request, check conditions  
Sur demande, voir conditions

## MOSAICS



**Aurea Marquina Black**  
29,5x26,5 11 3/4"x10 1/16"  
P26 ↔ 6



**Sqr Marquina Black**  
28x28 11 1/32"x11 1/32"  
P29 ↔ 6

## TECHNICAL SPECIFICATIONS



CUMPLE  
 < 0,5%  
 PEI 2  
 45 / 60  
 RESISTE  
 RESISTE  
 RESISTE  
 GA  
 C5



TAU

Wall tile Marquina Black 260x120

MARQUINA



Floor and Wall tile Origin Tan 22,5x180. Wall tile Marquina Black 120x260  $\pm$ 6

**MARQUINA BLACK** 4 DESIGNS 120x260



Wall tile Marquina Black 120x260 and Castrovillari White 60x120




# NANTES


Natural Matt  
Pulido Polished

P V2 R


## FORMATS



90x90 / 35"x35"  
Natural M 24  
Pulido M 27



60x120 / 24"x48"  
Natural M 23  
Pulido M 26



60x60 / 24"x24"  
Natural M 13  
Pulido M 15

## MOSAICS



Mosaico Nantes White  
30x30 (5x5) 12"x12"  
M45

## TECHNICAL SPECIFICATIONS



\*Posibilidad de tratamiento C2 sobre el acabado natural. Consulte condiciones. Este tratamiento puede producir cambio de color en las tonalidades oscuras.  
\*Possibility to get C2 anti-slip rating for Nat finish. Check conditions. This process may generate shade variation in dark colours.  
\*Possibilité de traitement C2 sur la finition naturelle. Consultez les conditions. Ce traitement peut produire un changement de couleur dans les tons foncés.




Wall tile Nantes White 30x90. Floor tile Nantes White 120x120



Detalle Nantes White 90x90.

**NANTES WHITE** 11 DESIGNS 90x90



Wall tile RLV Nantes White 30x90 Floor tile Nantes White 90x90






**Black**  
NCS S 8500-N

Granilla Pulida High Polished  
**PANTHER**

P V3 R<sub>c</sub>

**FORMATS**



11  
Designs

120x120 / 48"x48"  
Granilla Pulida M 40



22  
Designs

60x120 / 24"x48"  
Granilla Pulida M 29

**TECHNICAL SPECIFICATIONS**

CUMPLE  
 < 0,5%  
 PEI 2  
 45 / 60  
 t<sup>c</sup>°  
 RESISTE  
 RESISTE  
 RESISTE  
 GA  
 C5



**TAU**

Wall tile Panther Black 120x120. Floor tile Taj Mahal white 120x120




Wall tile Panther Black 120x120. Floor tile Taj Mahal Nacar 120x120.

**PANTHER BLACK** 11 DESIGNS 120x120



Wall tile Panther Black 120x120. Floor tile Varese Onice 60x120.




Granilla Pulida High Polished

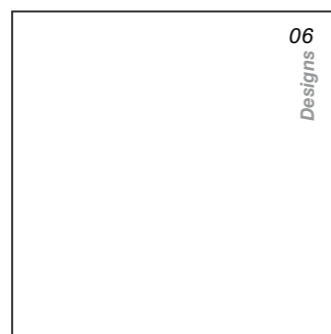
# PORTLOREN

P V2 R

## FORMATS



120x260 / 48"x104"  
Natural M 38  
Polished M 48



120x120 / 48"x48"  
Granilla Pulida M 40



60x120 / 24"x48"  
Granilla Pulida M 29

## SPECIAL PIECES

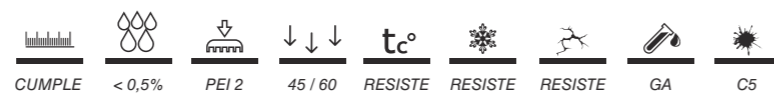


**Stecche**  
(Portloren/Varenna)  
40x30 16"x12"  
Pulido P19

## TECHNICAL SPECIFICATIONS



Black  
NCS S 8500-N



TAU


Wall tile Varenna Carrara 30x90. Floor tile Portloren Black 120x120.

PORTLOREN



Floor tile Portloren Black and Varena Carrara 120x120. Wall tile Varena Carrara 120x120.

**PORTLOREN BLACK** 06 DESIGNS 120x120






# SAHARA

Natural Matt  
Pulido Polished


P V2+ R<sub>c</sub>

## FORMATS



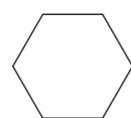
120x120 / 48"x48"

☐ Natural M 32  
☐ Pulido M 37




60x120 / 24"x48"

☐ Natural M 23  
☐ Pulido M 26



19,8x22,8 / 8"x9"

☐ Natural M 24




22,3x22,3 / 8,9"x8,9"

☐ Natural M 14

## SMALL SIZES

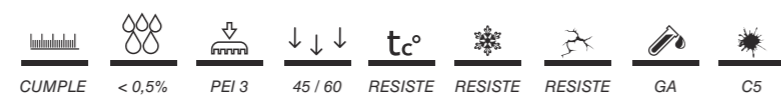


**Sahara White**  
19,8x22,8 / 8"x9"  
○ Natural M24



**Sahara White**  
22,3x22,3 / 8,9"x8,9"  
○ Natural M 14

## TECHNICAL SPECIFICATIONS



\*Posibilidad de tratamiento C2 sobre el acabado natural. Consulte condiciones. Este tratamiento puede producir cambio de color en las tonalidades oscuras.  
\*Possibility to get C2 anti-slip rating for Nat finish. Check conditions. This process may generate shade variation in dark colours.  
\*Possibilité de traitement C2 sur la finition naturelle. Consultez les conditions. Ce traitement peut produire un changement de couleur dans les tons foncés.



White  
NCS S 0300-N



TAU





**White**  
NCS S 0300-N



**Nacar**  
NCS S 1502 - N

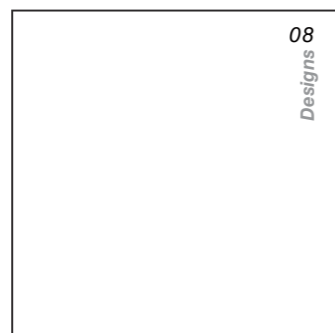


**Seagreen**  
NCS S 4010 - B50G


Granilla Pulida High Polished  
**TAJ MAHAL**

**P** **V3** **Rc**

**FORMATS**



**120x120 / 48"x48"**  
Granilla Pulida M 40



**60x120 / 24"x48"**  
Granilla Pulida M 29

**TECHNICAL SPECIFICATIONS**

**CUMPLE**  
 **< 0,5%**  
 **PEI 3**  
 **45 / 60**  
 **RESISTE**  
 **RESISTE**  
 **RESISTE**  
 **GA**  
 **C5**



**TAU**

Wall tile Taj Mahal Seagreen 60x120, Metal Seagreen 60x120, Hex Metal Seagreen 32,5x22,5, Floor tile Taj Mahal Seagreen 60x120

**TAJ MAHAL**



Wall tile Cosmic Black 60x120. Floor tile Taj Mahal White 120x120.

**TAJ MAHAL WHITE** 08 DESIGNS 120x120



Wall tile Panther Black 120x120. Floor tile Taj Mahal Nacar 120x120.




# TORANO

Natural Matt  
Pulido Polished

P V2 R

## FORMATS



05  
Designs

90x180 / 35"x71"


☐ Natural M 37  
☐ Pulido M 40



12  
Designs

45x90 / 18"x35"


☐ Natural M 22  
☐ Pulido M 23



10  
Designs

90x90 / 35"x35"

☐ Natural M 24  
☐ Pulido M 27



30  
Designs

60x60 / 24"x24"

☐ Natural M 13  
☐ Pulido M 15




60  
Designs


30x60 / 12"x24"

☐ Natural M 12  
☐ Pulido M 14

## MOSAICS



Torano Statuario  
30x30 (7x7) 12"x12"  
P9



Sqr Torano Statuario  
28x28 (3,3x3,3) 12"x12"  
P26

## TECHNICAL SPECIFICATIONS



\*Posibilidad de tratamiento C2 sobre el acabado natural. Consulte condiciones.

\*Possibility to get C2 anti-slip rating for Nat finish. Check conditions.

\*Possibilité de traitement C2 sur la finition naturelle. Consultez les conditions.





Floor tile Altamura Silver 60x120 and TC Altamura Silver 30x30. Wall tile Torano Statuario 45x90.

**TORANO STATUARIO** 12 DESIGNS 45x90




Wall tile Torano Statuario 90x180. Floor tile Altamura Silver 120x120. Tops Torano Statuario and Grum Black 320x160 (Ascale)

# VARENNA

Natural Matt  
Pulido Polished


P V2 R

## FORMATS




05  
Designs

120x260 / 48"x102"  
Natural M 38  $\rightarrow$  6  
Pulido M 48  $\rightarrow$  6



06  
Designs

120x120 / 48"x48"  
Pulido M 37




12  
Designs

75x75 / 30"x30"  
Natural M 18  
Pulido M 21




24  
Designs

37,5x75 / 15"x30"  
Natural M 18  
Pulido M 21



24  
Designs

60x60 / 24"x24"  
Natural M 13  
Pulido M 15



48  
Designs

30x60 / 12"x24"  
Natural M 12  
Pulido M 14



12  
Designs

60x120 / 24"x48"  
Natural M 23  
Pulido M 26


## MOSAICS




**Stecche**  
(Portloren/Varenna)  
40x30 16"x12"  
Pulido P19



**Aurea Varenna Carrara**  
24,5x28 9,9"x11,2"  
P26  $\rightarrow$  6



**Sqr Varenna Carrara**  
28x28 11 $\frac{1}{2}$ "x11 $\frac{1}{2}$ "  $\rightarrow$  6  
P29



**Varenna**  
30x30 (3,2x3,2) 12"x12"  
P17

## TECHNICAL SPECIFICATIONS



\*Posibilidad de tratamiento C2 sobre el acabado natural. Consulte condiciones.  
\*Possibility to get C2 anti-slip rating for Nat finish. Check conditions.  
\*Possibilité de traitement C2 sur la finition naturelle. Consultez les conditions.



TAU



Floor tile Varenna Carrara 120x120.

VARENNA



Wall tile Alpi White and Grum Black 120x240. Floor tile Varenna Carrara 120x120.

**VARENNA CARRARA** 06 DESIGNS 120x120



Wall tile Varenna Carrara 30x60. Floor tile Varenna Carrara 60x60.



**Champagne**  
NCS S 1005-Y20R



**Onice**  
NCS S 2005-Y20R



**Pearl**  
NCS S 0500-N

# VARESE

Natural Matt  
Pulido Polished

P V2 R

## FORMATS



**90x180 / 36"x71"**  
 □ Natural M 37  
 □ Pulido M 40



**60x120 / 24"x48"**  
 □ Natural M 23  
 □ Pulido M 26

## MOSAICS

Disponibles en todos los colores  
Available in all colours  
Disponible dans tous les colors

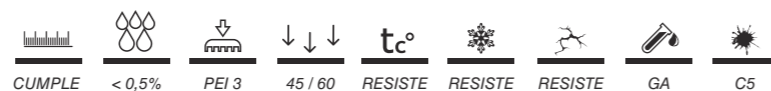


**Varese Onice**  
30x30 (7x7) 12"x12"  
P9



**Sqr Varese Onice**  
28x28 (3,3x3,3) 12"x12"  
P26

## TECHNICAL SPECIFICATIONS



\*Posibilidad de tratamiento C2 sobre el acabado natural. Consulte condiciones.  
\*Possibility to get C2 anti-slip rating for Nat finish. Check conditions.  
\*Possibilité de traitement C2 sur la finition naturelle. Consultez les conditions.



Wall and Floor tile Varese Pearl 60x120.



Wall and Floor tile Varese Onice 90x180.

**VARESE ONICE** 04 DESIGNS 90x180



Wall and Floor tile Varese Onice 60x120.

Wall tile Varese Champagne 90x180, Origin Umber 30x180, Floor tile Varese Champagne 90x180, and Portloren 120x120



# Basics

## COLLECTION


282 282 284 286

**Alpi**

**Grum**

**Essenziale**

**Mythage**



Alpi White  
NCS S 0300-N




Grum Black  
NCS S 8500-N

# ALPI / GRUM

Natural Matt  
Pulido Polished

Pcb V1 Rc

## FORMATS



120x260 / 48"x102"


□ Natural  $\nabla$ 6

□ Pulido  $\nabla$ 6

## MOSAICS




**Aurea Alpi**  
24,5x28 9,9"x11,2"  
Natural P25  
Pulido P26



**Sqr Alpi**  
28x28 11"x11"  
Natural P25  
Pulido P26



**Aurea Grum**  
24,5x28 9,9"x11,2"  
Natural P25  
Pulido P26




**Sqr Grum**  
28x28 11"x11"  
Natural P25  
Pulido P26

## TECHNICAL SPECIFICATIONS



Wall tile Grum Black 240x120 and Alpi White 240x120. Floor tile Grum Black 120x120.






**White**  
NCS S 0500-N




**Linen**  
NCS S 1002-Y




**Silver**  
NCS S 2002G-50Y



**Sand**  
NCS S 1505-Y30R



**Gray**  
NCS S 5000-N



**Black**  
NCS S 8500-N

Natural Matt

# ESSENZIALE

P V1 R<sub>c</sub>

## FORMATS


<p><b>White M43</b> <b>Linen M38</b> <b>Silver M38</b> <b>Sand M33</b> <b>Umber M38</b> <b>Gray M33</b> <b>Black M38</b></p>	<p>01 Designs</p>
--	-----------------------

100x300 / 39"x118"

## MOSAICS



**Aurea Essenziale Linen**  
24,5x28 9,9"x11,2"  
P26



**Sqr Essenziale Linen**  
28x28 11<sup>1</sup>/<sub>2</sub>"x11<sup>1</sup>/<sub>2</sub>"  
P29  $\neq$  6

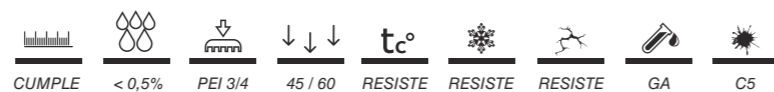
Disponibles en todos los colores.  
Available in all colours.  
Disponible dans tous les colors

Consulte pedido mínimo  
Check minimum order  
Voir la commande minimum



Wall tile Essenziale White 100x300.  $\neq$  3

## TECHNICAL SPECIFICATIONS



Espesor 3+: 3mm de espesor cerámico + refuerzo con malla de fibra de vidrio y resina de poliuretano.  
Tickness 3+: 3mm ceramic thickness + reinforcement with glass fiber mesh and polyurethane resin.  
Disponibile en espesor 5+. Available in thickness 5+  
Épaisseur 3+ : 3 mm d'épaisseur céramique + renfort par une maille en fibre de verre et de la résine polyuréthane. Disponible en épaisseur 5+.



TAU

Wall tile Essenziale Linen 100x300.

ESSENZIALE


Natural Matt

# MYTHAGE

P V1 R<sub>c</sub>

60x120 en color White disponible en stock. Resto de colores y acabados disponibles para proyectos, consultar pedido mínimo.  
 60x120 in White colour in stock. Other colours and finishes available under request, check minimum order.  
 60x120 en couleur blanches en stock. Autres couleurs et finitions disponibles sur demande, vérifier la commande minimum

## FORMATS



120x120 / 48"x48"  
 Natural M 32


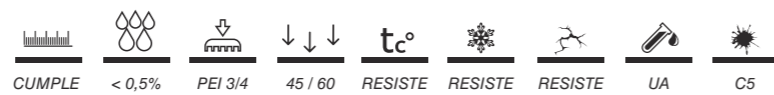


60x120 / 24"x48"  
 Natural M 23




Wall tile Mythage White 60x120.


## TECHNICAL SPECIFICATIONS




White  
 NCS S 0300-N




Lemon  
 NCS S 1060-G60Y



Lapisblue  
 NCS S 7010-R70B



Graphite  
 NCS S 6005-R80B



Wall tile Mythage Lemon 120x120 and Sassari Graphite 60x120.

# Big Sizes

100x300

120x260

## COLLECTION

290	292	294	296	298	300	302	304	306	308	310	312	314	316	318	320	322	324
<b>Materia Black</b>	<b>Materia Noir</b>	<b>Materia Calacatta</b>	<b>Materia Royalblue</b>	<b>Emporio Calacatta</b>	<b>Invisible Gold</b>	<b>Portloren Black</b>	<b>Magna Blue</b>	<b>Irostone Black</b>	<b>Palisandro Gray</b>	<b>Beam Rusteel</b>	<b>Casania Gray</b>	<b>Onice Gold</b>	<b>Marquina Black</b>	<b>Varenna</b>	<b>Bosco Black</b>	<b>Atlas Gray</b>	<b>Calacatta Green</b>

**TAU**  
*cerámica*

**BIG SIZES**

Natural Matt

# MATERIA BLACK


P V2+ R<sub>c</sub>3

## FORMATS




100x300 / 39"x118"  
Natural M 46 → 3

## MOSAICS



**Aurea Materia Black**  
24,5x28 9,9"x11,2"  
P26

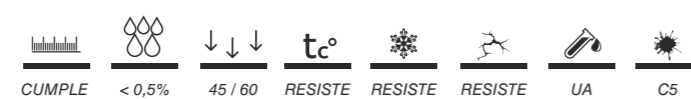


**Sqr Materia Black**  
28x28 11<sup>1</sup>/<sub>32</sub>"x11<sup>1</sup>/<sub>32</sub>"  
P29

Consulte pedido mínimo  
Check minimum order  
Voir la commande minimum



## TECHNICAL SPECIFICATIONS



Espesor 3+: 3mm de espesor cerámico + refuerzo con malla de fibra de vidrio y resina de poliuretano.  
Thickness 3+: 3mm ceramic thickness + reinforcement with glass fiber mesh and polyurethane resin.  
Disponibile en espesor 5+. Available in thickness 5+  
Épaisseur 3+ : 3 mm d'épaisseur céramique + renfort par une maille en fibre de verre et de la résine polyuréthane..Disponibile en épaisseur 5+.



**Black**  
NCS S 8500-N




Natural Matt

# MATERIA NOIR

P V2+ R<sub>c</sub>3

## FORMATS



100x300 / 39"x118"  
Natural M 46 → 3

## MOSAICS



**Aurea Materia Noir**  
24,5x28 9,9"x11,2"  
P26



**Sqr Materia Noir**  
28x28 11 1/32"x11 1/32"  
P29

Consulte pedido mínimo  
Check minimum order  
Voir la commande minimum




## TECHNICAL SPECIFICATIONS



Espeor 3+: 3mm de espesor cerámico + refuerzo con malla de fibra de vidrio y resina de poliuretano.  
Thickness 3+: 3mm ceramic thickness + reinforcement with glass fiber mesh and polyurethane resin.  
Disponibile en espesor 5+. Available in thickness 5+  
Épaisseur 3+ : 3 mm d'épaisseur céramique + renfort par une maille en fibre de verre et de la résine polyuréthane. Disponible en épaisseur 5+.



**Black**  
NCS S 8500-N



TAU




Natural Matt

# MATERIA CALACATTA


P V2+ Rc

## FORMATS



100x300 39"x118"  
Natural M 46 ± 3

## MOSAICS



**Aurea Materia Calacatta**  
24,5x28 9,9"x11,2"  
P26



**Sqr Materia Calacatta**  
28x28 11,1"x11,1"  
P28

Consulte pedido mínimo  
Check minimum order  
Voir la commande minimum



## TECHNICAL SPECIFICATIONS



Espesor 3+: 3mm de espesor cerámico + refuerzo con malla de fibra de vidrio y resina de poliuretano.  
Thickness 3+: 3mm ceramic thickness + reinforcement with glass fiber mesh and polyurethane resin.  
Disponibile en espesor 5+ Available in thickness 5+  
Épaisseur 3+ : 3 mm d'épaisseur céramique + renfort par une maille en fibre de verre et de la résine polyuréthane. Disponible en épaisseur 5+.

White  
NCS S 0500-N



TAU

Wall tile Materia Calacatta 300x100 Floor tile Rennes Umber 25x100


MATERIA CALACATTA

Natural Matt

# MATERIA ROYALBLUE

P V2+ R<sub>c</sub>

## FORMATS



100x300 / 39"x118"

□ Natural M 47 → 3

## MOSAICS



**Aurea Materia Royalblue**  
24,5x28 9,9"x11,2"  
P26

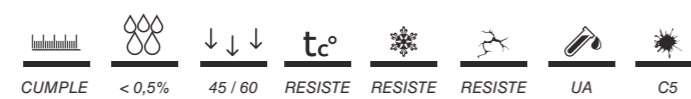


**Sqr Materia Royalblue**  
28x28 11 $\frac{1}{32}$ "x11 $\frac{1}{32}$ "  
P29

Consulte pedido mínimo  
Check minimum order  
Voir la commande minimum




## TECHNICAL SPECIFICATIONS



Espeor 3+: 3mm de espesor cerámico + refuerzo con malla de fibra de vidrio y resina de poliuretano.  
Thickness 3+: 3mm ceramic thickness + reinforcement with glass fiber mesh and polyurethane resin.  
Disponibile en espesor 5+. Available in thickness 5+  
Épaisseur 3+ : 3 mm d'épaisseur céramique + renfort par une maille en fibre de verre et de la résine polyuréthane. Disponible en épaisseur 5+.



**Royalblue**  
NCS S 7010 -R70B



Wall tile Materia Royalblue Floor tile Brest Umber 25x150, Terracina Black 22,3x22,3

**MATERIA ROYALBLUE**




Pulido Polished  
Natural Matt

# EMPORIO CALACATTA

P V2 R

## FORMATS



120x260 / 48"x104"

☐ Natural M 38

☐ Polished M 48

## MULTICARA / MIX 4 Diseños diferentes / 4 Different Designs



## TECHNICAL SPECIFICATIONS



TAU

Wall tile Materia Calacatta 300x100 Floor tile Rennes Umber 25x100






Pulido Polished  
Natural Matt

# INVISIBLE GOLD

P V2 R

## FORMATS



120x260 / 48"x104"

☐ Natural M 38

☐ Polished M 48

MULTICARA / MIX 4 Diseños diferentes / 4 Different Designs



## TECHNICAL SPECIFICATIONS



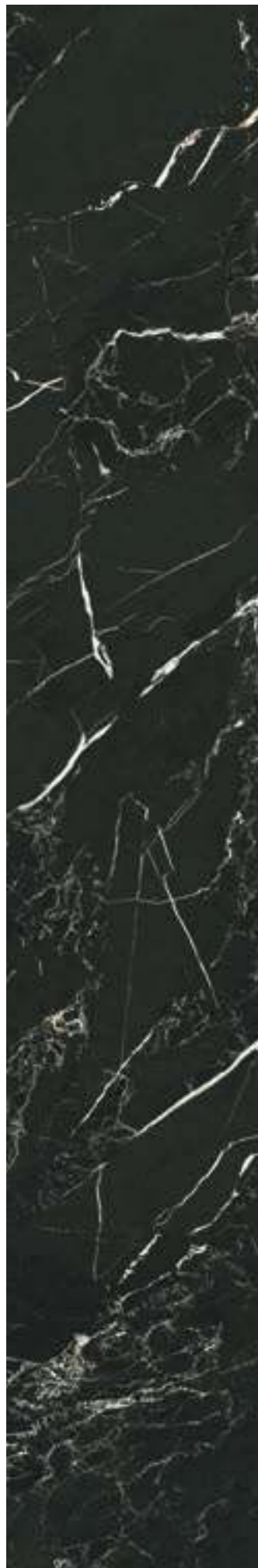
White  
NCS S 0500-N



TAU

Wall tile Invisible Gold 120x260 Floor tile Castrovillari Silver 120x120

INVISIBLE GOLD



Natural Matt  
Pulido Polished

# PORTLOREN BLACK

P V2 R

## FORMATS




120x260 / 48"x104"

□ Natural M 38

□ Polished M 48

**MULTICARA / MIX** 6 Diseños diferentes / 6 Different Designs



Black  
NCS S 8500-N

## TECHNICAL SPECIFICATIONS



TAU

Wall tile Portloren Black 120x260 Floor tile Origin Tan 130x180

PORTLOREN BLACK




Natural Matt  
Pulido Polished

# MAGNA BLUE

P V3 R<sub>c</sub>

## FORMATS



120x260 / 48"x104"

☐ Natural M 38


☐ Pulido M 48

**MULTICARA / MIX** 4 Diseños diferentes / 4 Different Designs



Blue  
NCS S 5005-B80G

## TECHNICAL SPECIFICATIONS



TAU

Wall tile Magna Blue 120x260 Floor tile Taj Mahal Nacar 120x120



Natural Matt  
Pulido Polished

# IRONSTONE BLACK

P V2 R<sub>c</sub>

## FORMATS



120x260 / 48"x104"

☐ Natural M 38


☐ Polished M 48

**MULTICARA / MIX** 4 Diseños diferentes / 4 Different Designs



**Black**  
NCS S 8500-N

## TECHNICAL SPECIFICATIONS



TAU

Wall tile Ironstone Black 120x260 Floor tile Cosmopolita Sand 60x60




Natural Matt  
Pulido Polished

# PALISANDRO GRAY

P V3 R<sub>c</sub>

## FORMATS



120x260 / 48"x104"

☐ Natural M 38


☐ Polished M 48

## MULTICARA / MIX 4 Diseños diferentes / 4 Different Designs



Gray  
NCS S 413-C

## TECHNICAL SPECIFICATIONS



Wall tile Palisandro Gray 120x260

PALISANDRO GRAY

Natural Matt  
Pulido Polished

# BEAM RUSTEEL

P V2 R

## FORMATS



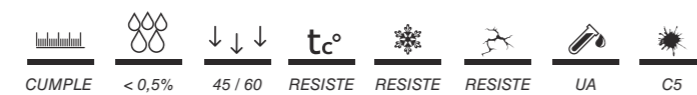
120x260 / 48"x104"  
Natural M 38

**MULTICARA / MIX** 6 Diseños diferentes / 6 Different Designs



**Brown**  
NCS S 8005-Y50R

## TECHNICAL SPECIFICATIONS



Wall tile Beam Rusteel 120x260 Floor tile Devon Silver 120x120




Natural Matt

# CASANIA GRAY

P V2 R<sub>c</sub>

## FORMATS



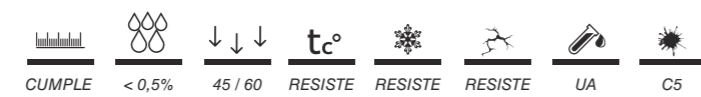
120x260 / 48"x104"  
Natural M 38

**MULTICARA / MIX** 4 Diseños diferentes / 4 Different Designs



Gray  
NCS S 7539-C

## TECHNICAL SPECIFICATIONS



TAU

Wall tile Casania Gray 120x260 Floor tile Casetto Rennes White 90x90

CASANIA GRAY




Natural Matt  
Pulido Polished

# ONICE GOLD

P V2 R<sub>c</sub>

## FORMATS



120x260 / 48"x104"

☐ Natural M 38


☐ Pulido M 48

**MULTICARA / MIX** 4 Diseños diferentes / 4 Different Designs



Gold  
NCS S 1002-B50G

## TECHNICAL SPECIFICATIONS



Wall tile Onice Gold 120x260 Floor tile Onice Gold 120x260






Natural Matt  
Pulido Polished

# MARQUINA BLACK

P V2 R<sub>c</sub>

## FORMATS



120x260 / 48"x104"

☐ Natural M 38


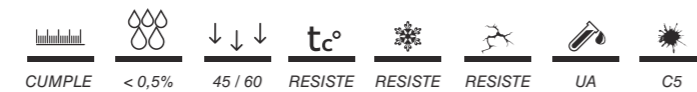
☐ Pulido M 48

**MULTICARA / MIX** 4 Diseños diferentes / 4 Different Designs




**Black**  
NCS S 8500-N

## TECHNICAL SPECIFICATIONS



Wall tile Marquina Black 120x260, Castrovillari White 60x120 Floor tile Castrovillari White 60x120, Marquina Black 120x260



Pulido Polished  
Natural Matt

# VARENNA

P V2 R

## FORMATS



120x260 / 48"x104"

☐ Natural M 38

☐ Polished M 48

MULTICARA / MIX 5 Diseños diferentes / 5 Different Designs



## TECHNICAL SPECIFICATIONS



White  
NCS S 0500-N



TAU

Wall tile Varenna Carrara 120x260, Roadstone Gray 60x120 Floor tile Varenna Carrara 120x260

VARENNA



Natural Matt  
Pulido Polished

# BOSCO BLACK

P V2 R

## FORMATS




120x260 / 48"x104"

☐ Natural M 38

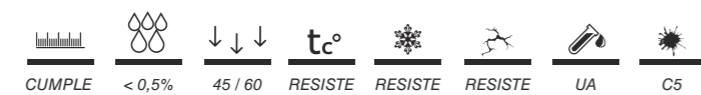
☐ Pulido M 48

**MULTICARA / MIX** 3 Diseños diferentes / 3 Different Designs



**Black**  
NCS S 8500-N

## TECHNICAL SPECIFICATIONS



TAU

Wall tile Bosco Black 120x260 Floor tile Casetto Rennes Umber 90x90

**BOSCO BLACK**



Natural Matt  
Pulido Polished

# ATLAS GRAY

P V2 R

## FORMATS



120x260 / 48"x104"

☐ Natural M 38

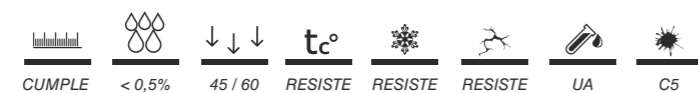
☐ Pulido M 48

**MULTICARA / MIX** 4 Diseños diferentes / 4 Different Designs



Gray  
NCS S 8500-N

## TECHNICAL SPECIFICATIONS



TAU

Wall tile Atlas Gray120x260 Floor tile Castrovillari White 120x120

ATLAS GRAY




Natural Matt  
Pulido Polished

# CALACATTA GREEN

P V2 R<sub>c</sub>

## FORMATS



120x260 / 48"x104"

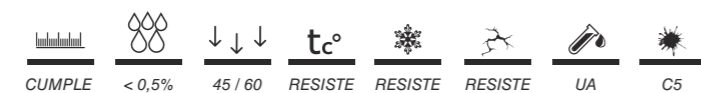
☐ Natural M 38

☐ Pulido M 48

**MULTICARA / MIX** 4 Diseños diferentes / 4 Different Designs



## TECHNICAL SPECIFICATIONS



Wall tile Calacatta Green120x260 Floor tile Devon Tan 60x120

# ATELIER

PORCELAIN / PORCELÁNICO / GRES CÉRAME



**White**  
NCS S 1002-G



**Silver**  
NCS S 1502-Y



**Gray**  
NCS S 4000-N

Natural Matt

# CANON

P V2+ TXT NR

## FORMATS



30,3x61,3 / 12"x24"  
○ Natural M 10



Wall tile Canon Silver and Gray 30,3x61,3. Floor tile Canon Silver 30,3x61,3.

## TECHNICAL SPECIFICATIONS



\*Posibilidad de tratamiento C2/C3 sobre el acabado natural. Consulte condiciones. Este tratamiento puede producir cambio de color en las tonalidades oscuras.  
\*Possibility to get C2/C3 anti-slip rating for Nat finish. Check conditions. This process may generate shade variation in dark colours.  
\*Possibilité de traitement C2/C3 sur la finition naturelle. Consultez les conditions. Ce traitement peut produire un changement de couleur dans les tons foncés.

ATELER



Wall tile Canon Silver, RLV Canon Silver 30,3x61,3. Floor tile Canon Silver 30,3x61,3.



*RLV Canon White 30,3x61,3 / 12"x24" M 10*



*RLV Canon Silver 30,3x61,3 / 12"x24" M 10*



*DC Canon Mix 30,3x61,3 / 12"x24" M 10*



*RLV Canon Silver 30,3x61,3 detail.*



*DC Canon Mix 30,3x61,3 detail.*

*Wall tile DC Canon Silver 30,3x61,3 RLV Canon Silver 30,3x61,3, Maiolica Seagreen 7,5x30. Floor tile Roadstone Silver 60x60.*







**White**  
NCS S 1002-G



**Linen**  
NCS S 2005-T20R



**Sand**  
NCS S 2005-Y50R



**Pearl**  
NCS S 2002-Y



**Gray**  
NCS S 4000-N

Natural Matt

# EVIAN

**P** **V2+** **N<sub>R</sub>** ○


## FORMATS



45x45 / 18"x18"

○ Natural M 9

## EVIAN GRAY 8 DESIGNS 45x45



## TECHNICAL SPECIFICATIONS



\*Posibilidad de tratamiento C2/C3 sobre el acabado natural. Consulte condiciones. Este tratamiento puede producir cambio de color en las tonalidades oscuras.  
 \*Possibility to get C2/C3 anti-slip rating for Nat finish. Check conditions. This process may generate shade variation in dark colours.  
 \*Possibilité de traitement C2/C3 sur la finition naturelle. Consultez les conditions. Ce traitement peut produire un changement de couleur dans les tons foncés.


ATELER




Floor tile Evian Gray 45x45.



**White**  
NCS S 1002-Y



**Tan**  
NCS S 1505-Y30R



**Gray**  
NCS S 4000-N



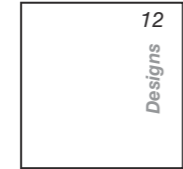
**Graphite**  
NCS S 8500-N

Natural Matt

# MAXXI

P V2 Rc

## FORMATS



60x60 / 24"x24"  
Natural M 13

## MATCHING COLLECTIONS

P Rivet 60x60



Gray




White


## TECHNICAL SPECIFICATIONS



\*Posibilidad de tratamiento C2/C3 sobre el acabado natural. Consulte condiciones. Este tratamiento puede producir cambio de color en las tonalidades oscuras.  
\*Possibility to get C2/C3 anti-slip rating for Nat finish. Check conditions. This process may generate shade variation in dark colours.  
\*Possibilité de traitement C2/C3 sur la finition naturelle. Consultez les conditions. Ce traitement peut produire un changement de couleur dans les tons foncés.



Floor tile Maxxi Gray 60x60.



**MAXXI GRAPHITE**

*Wall tile Rivet White 60x60. Floor tile Maxxi Graphite and Rivet White 60x60.*



Natural Matt

# VERMAND

P V2+ R<sub>10</sub> NR<sub>0</sub> UPEC

## FORMATS



45x45 / 18"x18"  
 ○ Natural M 9

## VERMAND SILVER 8 DESIGNS 45x45



## TECHNICAL SPECIFICATIONS


CUMPLE < 0,5% PEI 3/4 45 / 60 t<sub>c</sub>° RESISTE RESISTE RESISTE UA C5 C1 / R9

\*Posibilidad de tratamiento C2/C3 sobre el acabado natural. Consulte condiciones.  
 Este tratamiento puede producir cambio de color en las tonalidades oscuras.  
 \*Possibility to get C2/C3 anti-slip rating for Nat finish. Check conditions.  
 This process may generate shade variation in dark colours.  
 \*Possibilité de traitement C2/C3 sur la finition naturelle. Consultez les conditions.  
 Ce traitement peut produire un changement de couleur dans les tons foncés.

Pearl  
 NCS S 1002-Y

Beige  
 NCS S 1005-Y20R

Silver  
 NCS S 1502-Y



ATELER

Floor tile Vermand Silver 60x60. Wall tile Vermand Pearl 60x60.

Natural Matt

# HERITAGE

P V4 R<sub>c</sub>

## FORMATS



60x60 / 24"x24"  
Natural M 13



Heritage Mono

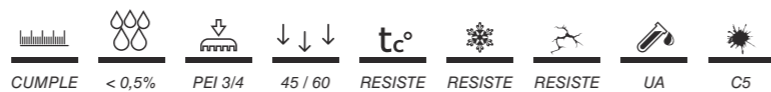


Heritage Multi



Floor tile Heritage Mono 60x60.

## TECHNICAL SPECIFICATIONS



\*Posibilidad de tratamiento C2/C3 sobre el acabado natural. Consulte condiciones. Este tratamiento puede producir cambio de color en las tonalidades oscuras.  
\*Possibility to get C2/C3 anti-slip rating for Nat finish. Check conditions. This process may generate shade variation in dark colours.  
\*Possibilité de traitement C2/C3 sur la finition naturelle. Consultez les conditions. Ce traitement peut produire un changement de couleur dans les tons foncés.



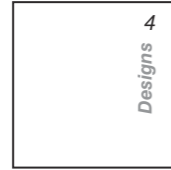
ATELER

Natural Matt

# RIVET

P V2 R<sub>c</sub>

## FORMATS



60x60 / 24"x24"  
Natural M 13



Rivet White



Rivet Gray



## MATCHING COLLECTIONS

P V2 TXT Maxxi 60x60



White Tan Gray Graphite

## TECHNICAL SPECIFICATIONS



\*Posibilidad de tratamiento C2/C3 sobre el acabado natural. Consulte condiciones. Este tratamiento puede producir cambio de color en las tonalidades oscuras.  
\*Possibility to get C2/C3 anti-slip rating for Nat finish. Check conditions. This process may generate shade variation in dark colours.  
\*Possibilité de traitement C2/C3 sur la finition naturelle. Consultez les conditions. Ce traitement peut produire un changement de couleur dans les tons foncés.



AELER



**Sand**  
NCS S 1005-Y20R



**Camel**  
NCS S 2010Y30R



**Umber**  
NCS S 4020-Y30R

Natural Matt  
**BERNA**

P V3 NR

**FORMATS**

Designs 17

23x120 / 9"x48"

○ Natural M 09

Designs 06

23x120 / 9"x48"

DC Berna Mix

○ Natural M 09



Dec Berna Mix

23x120 / 9"x48"

○ Natural M 09




Wall tile Maiolica 7,5x30. Floor tile Berna Camel 23x120.

**TECHNICAL SPECIFICATIONS**

\*Posibilidad de tratamiento C2/C3 sobre el acabado natural. Consulte condiciones. Este tratamiento puede producir cambio de color en las tonalidades oscuras.  
Possibility to get C2/C3 anti-slip rating for Nat finish. Check conditions. This process may generate shade variation in dark colours.

ATELER



Wall tile Berna Umber 23x120. Floor tile Cosmopolita White 75x150.



**Silver**  
NCS S 1002-G



**Gray**  
NCS S 2002-Y



**Sand**  
NCS S 1005-Y20R



**Camel**  
NCS S 2010Y30R



**Umber**  
NCS S 4010-Y30R

Natural Matt

# CARABELA

P V3 NR

## FORMATS

Designs 24

23x120 / 9"x48"  
○ Natural M 09

Designs 06

23x120 / 9"x48"  
Dec Carabela Mix  
○ Natural M 09



Dec Carabela Mix  
23x120 / 9"x48"  
○ Natural M 09

## CARABELA SILVER 24 DESIGNS 23x120



## TECHNICAL SPECIFICATIONS



\*Posibilidad de tratamiento C2/C3 sobre el acabado natural. Consulte condiciones.  
Este tratamiento puede producir cambio de color en las tonalidades oscuras.  
\*Possibility to get C2/C3 anti-slip rating for Nat finish. Check conditions.  
This process may generate shade variation in dark colours.  
\*Possibilité de traitement C2/C3 sur la finition naturelle. Consultez les conditions.  
Ce traitement peut produire un changement de couleur dans les tons foncés.



ATELER





Wall tile *Castrovillari Pearl 60x120*. *Carabela Sand 23x120*. Floor tile *Carabela Sand 23x120*. *Nantes 120x120*.

Wall tile *Maiolica Pearl 7,5x20*. *Sun Riv Line 20x60*. Floor tile *Carabela Camel 23x120*.



Wall tile *Maiolica Linen 7,5x30*. Floor tile *Carabela Camel and Mix 23x120*



**White**  
NCS S 2005-T20R



**Sand**  
NCS S 2005-Y40R



**Camel**  
NCS S 4010-Y10R



**Umber**  
NCS S 5010-Y10R

Natural Matt  
**NATURE**

P V3+ NR O

**FORMATS**

Designs 31

23x120 / 9"x48"

O Natural M 09



Wall tile Maiolica Royalblue 7,5x30. Mythage Lapisblue 60x120.  
Floor tile Nature White 23x120.

**TECHNICAL SPECIFICATIONS**

CUMPLE < 0,5% PEI 3/4 45 / 60 RESISTE RESISTE RESISTE UA C5 C1/R9 NAT

\*Posibilidad de tratamiento C2/C3 sobre el acabado natural. Consulte condiciones. Este tratamiento puede producir cambio de color en las tonalidades oscuras.  
\*Possibility to get C2/C3 anti-slip rating for Nat finish. Check conditions. This process may generate shade variation in dark colours.  
\*Possibilité de traitement C2/C3 sur la finition naturelle. Consultez les conditions. Ce traitement peut produire un changement de couleur dans les tons foncés.



Wall tile Maiolica Linen 7,5x30. Gemstone Royalblue 120x120 and Palomastone White 33,3x100. Floor tile Nature Sand 23x120.

Wall tile Channel White 30x90. and Nature Umber 23x120. Floor tile Nature Umber 23x120.



# OUTD R 20

## COLLECTION

354 356 358 360 362 364 366 368 370 372

**Belcastel**

**Castrovillari**

**Cosmopolita**

**Devon**

**Fidenza**

**Forever**

**Integra**

**Marsala**

**Origin**

**Terracina**



Natural Matt

# BELCASTEL

Pcb V2 Rc

## FORMATS



90x90 / 35"x35"  
Adz M 33  $\neq$  20



**Silver**  
NCS S 2002 - Y50R

## BELCASTEL SILVER 20 DESIGNS 90x90




**Graphite**  
NCS S 5502Y

## TECHNICAL SPECIFICATIONS

CUMPLE	0,1%	110 / 130	45 / 60	RESISTE	RESISTE	RESISTE	UA*	C5	C3 / R11 ADZ DCOF >0,42

\*Evitar el contacto con disoluciones ácidas. \*Avoid any contact with acid solutions.  
\*Évitez tout contact avec des solutions acides.



Floor tile Belcastel Silver 90x90 (20MM)



**Pearl**  
NCS S 0500-N



**Silver**  
NCS S2002-G50Y



**Damgray**  
NCS S 6005-R80B

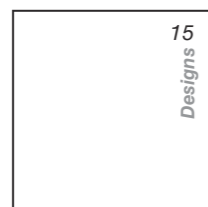
Adz Grip

# CASTROVILLARI

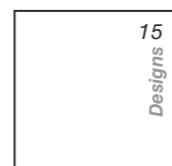
TXT R<sub>c</sub> V2 N<sub>R</sub>



## FORMATS



75,5x75,5 / 30"x30"  
Adz M 31  $\nabla$  20



61x61 / 24"x24"  
Adz M 24  $\nabla$  20

## CASTROVILLARI DAMGRAY 15 DESIGNS 75,5x75,5



## TECHNICAL SPECIFICATIONS

CUMPLE	0,1%	110 / 130	45 / 60	RESISTE	RESISTE	RESISTE	UA*	C5	C3 / R11 ADZ DCOF >0,42


\*Evitar el contacto con disoluciones ácidas. \*Avoid any contact with acid solutions.  
\*Évitez tout contact avec des solutions acides.




TAU

Wall tile Caserta Silver 30x90 Dolce Silver 30x90 Amantea Silver 30x90 Castrovillari Silver 75,5x75,5 (20MM)

CASTROVILLARI



**White**  
NCS S 1000-N



**Sand**  
NCS S 1005-Y50R



**Silver**  
NCS S 0300-N



**Gray**  
NCS S 5500-N


Adz Grip

# COSMOPOLITA

TXT R<sub>c</sub> V2



## FORMATS



60,5x60,5 / 23,8"x23,8"  
Adz M 29 ~~20~~

## COSMOPOLITA SILVER 11 DESIGNS 60,5x60,5



## TECHNICAL SPECIFICATIONS



\*Evitar el contacto con disoluciones ácidas. \*Avoid any contact with acid solutions.  
\*Évitez tout contact avec des solutions acides.



Floor tile Cosmopolita Silver 60,5x60,5 (20MM)



White  
NCS S 1002-Y



Tan  
NCS S 2002-Y



Silver  
NCS S 2002 - Y50R



Gray  
NCS S 2002-G

Adz Grip

# DEVON

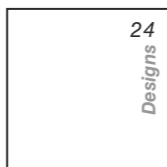
TXT R<sub>c</sub> N<sub>R</sub> V2



## FORMATS



60x120 / 24"x48"  
Adz M 33 ±20



61x61 / 24"x24"  
Adz M 24 ±20

60,5x60,5 / 23,8"x23,8"  
Adz M 29 ±20

## DEVON SILVER 15 DESIGNS 75,5x75,5



## TECHNICAL SPECIFICATIONS



\*Evitar el contacto con disoluciones ácidas. \*Avoid any contact with acid solutions.  
\*Évitez tout contact avec des solutions acides.



Wall tile Devon White 120x120. Floor tile Devon Silver 60x120 (20MM)



**Silver**  
NCS S 1500-N



**Tan**  
NCS S 2005-Y50R



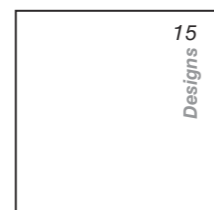
**Gray**  
NCS S 3502-Y

Adz Grip

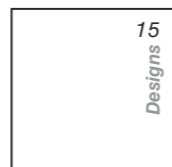
# FIDENZA

TXT R<sub>c</sub> N<sub>r</sub> V2

## FORMATS



75,5x75,5 / 30"x30"  
Adz M 31  $\nabla$  20



61x61 / 24"x24"  
Adz M 24  $\nabla$  20

## FIDENZA SILVER 15 DESIGNS 75,5x75,5



## TECHNICAL SPECIFICATIONS

CUMPLE	0,1%	110 / 130	45 / 60	RESISTE	RESISTE	RESISTE	UA*	C5	C3 / R11 ADZ	DCOF >0,42

\*Evitar el contacto con disoluciones ácidas. \*Avoid any contact with acid solutions.  
\*Évitez tout contact avec des solutions acides.



TAU

Wall tile Fidenza Silver 37,5x75, Fidenza Silver 120x240. Floor tile Fidenza Silver 75,5x75,5 (20MM)

FIDENZA





**Haya**  
NCS S 1505-Y10R



**Roble**  
NCS S 3010-Y30R



**Olivo**  
NCS S 2005-Y20R

Adz Antislip

# FOREVER

TXT R<sub>11</sub> V3

## FORMATS



30x120,5 / 12"x48"

Adz M 33 → 20

## FOREVER HAYA 8 DESIGNS 30x120,5



## TECHNICAL SPECIFICATIONS

CUMPLE	0,1%	110 / 130	45 / 60	RESISTE	RESISTE	RESISTE	UA*	C5	C3 / R11 ADZ DCOF >0,42

\*Evitar el contacto con disoluciones ácidas. \*Avoid any contact with acid solutions.  
\*Évitez tout contact avec des solutions acides.




Floor tileT Forever Haya 30x120,5 (20MM)




**Pearl**  
NCS S 1002-Y



**Greige**  
NCS S 3010-Y20R



**Gray**  
NCS S 3502-Y



**Graphite**  
NCS S 2002-G

Adz Antislip  
**INTEGRA**

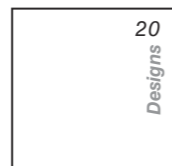
TXT R<sub>c</sub> V2




**FORMATS**



60x120 / 24"x48"  
Adz M 33  $\neq$  20



60,5x60,5 / 23,8"x23,8"  
Adz M 29  $\neq$  20



90x90 / 36"x36"  
Adz M 33  $\neq$  20


**INTEGRA PEARL 20 DESIGNS 60,5x60,5**



**TECHNICAL SPECIFICATIONS**

CUMPLE  
 0,1%  
 110 / 130  
 45 / 60  
 RESISTE  
 RESISTE  
 RESISTE  
 UA\*  
 C5  
 C3 / R11 ADZ  
 DCOF >0,42

\*Evitar el contacto con disoluciones ácidas. \*Avoid any contact with acid solutions.  
\*Évitez tout contact avec des solutions acides.



Floor tile Integra Greige 60,5x60,5 (20MM)



Umber  
NCS S 3010-Y20R



Gray  
NCS S 4010-G90Y

Adz Antislip

# MARSALA

TXT R<sub>c</sub> V3

## FORMATS



30x120,5 / 12"x48"

Adz M 33  $\nabla$  20

## MARSALA UMBER 8 DESIGNS 30x120,5



## TECHNICAL SPECIFICATIONS



\*Evitar el contacto con disoluciones ácidas. \*Avoid any contact with acid solutions.  
\*Évitez tout contact avec des solutions acides.



TAU

Floor tile Marsala Gray 30x120,5 (20MM)

MARSALA



**Silver**  
NCS S 1500-N



**Sand**  
NCS S 1005-Y20R



**Tan**  
NCS S 4020-Y30R



**Gray**  
NCS S 3500-N

Adz Antislip  
**ORIGIN**

TEXT R<sub>c</sub> NR V2



**FORMATS**



61x61 / 24"x24"  
Adz M 24  $\nabla$ -20



30x120,5 / 12"x48"  
Adz M 33  $\nabla$ -20

Disponible en Silver y Sand  
Available in Silver and Sand  
Disponible dans Silver et Sand



**Origin Sand**  
61x61 / 24"x24"  
Adz M 24  $\nabla$ -20



**Origin Silver**  
61x61 / 24"x24"  
Adz M 24  $\nabla$ -20

**TECHNICAL SPECIFICATIONS**

CUMPLE	0,1%	110 / 130	45 / 60	RESISTE	RESISTE	RESISTE	UA*	C5	C3 / R11 ADZ DCOF >0,42

\*Evitar el contacto con disoluciones ácidas. \*Avoid any contact with acid solutions.  
\*Évitez tout contact avec des solutions acides.



Floor tile Origin Tan 30x120,5 (20MM)



Floor tile Origin Silver 61x61 (20MM)



**Sienna**  
NCS S 1505-Y30R



**Umber**  
NCS S 2010-Y20R



**Gray**  
NCS S 3005-G80Y



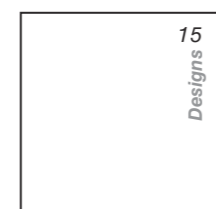
**Black**  
NCS S 8500-N

Adz Antislip

# TERRACINA

TXT R<sub>c</sub> V3

## FORMATS



75,5x75,5 / 30"x30"  
Adz M 31  $\neq$  20



60x120 / 24"x48"  
Adz M 33  $\neq$  20

## TERRACINA SIENA 15 DESIGNS 75,5x75,5



## TECHNICAL SPECIFICATIONS



\*Evitar el contacto con disoluciones ácidas. \*Avoid any contact with acid solutions.  
\*Évitez tout contact avec des solutions acides.



Wall tile Marsala Umber 20x120 Dc Terracina White 22,3x22,3. Floor tile Terracina Sienna 75,5x75,5 (20MM)

# CARACTERÍSTICAS

CHARACTERISTICS  
CARACTÉRISTIQUES

DURABILIDAD SIN LÍMITES  
ENDURING WITHOUT LIMITS  
DURABILITÉ SANS LIMITES



Resistente a los productos químicos, productos de limpieza y reactivos de piscinas.

Resistant to chemical and cleaning products, and to pool products.

Résistante aux produits chimiques, aux produits de nettoyage et aux réactifs pour piscines.



Fácil mantenimiento y fácil limpieza

Easy cleaning and care

Résistante au gel



Resistente a las heladas

Resistant to frost

Facilité d'entretien et de nettoyage



Resistente al musgo y a los insectos

Resistant to moss and insects.

Résistante aux mousses et aux insectes

10mm

20mm

# Soluciones integrales en cerámica para exterior

# VENTAJAS

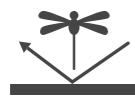
## ADVANTAGES AVANTAGES



Es fácil de mantener y se limpia con facilidad

Easy cleaning and care

Elle est facile à entretenir et à nettoyer



Resiste al musgo y a los insectos

Resistant to moss and insects

Résistante aux mousses et aux insectes



Permite una instalación rápida y sencilla

Quick and easy installation

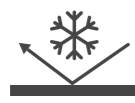
Permet une installation simple et rapide



Es impermeable

Waterproof

Elle est imperméable



Resistente heladas

Resistant to frost

Résistante au gel



Es muy resistente a la rotura

Resistant to breakage

Elle est très résistante à la rupture



Inalterable a la luz solar

Unalterable to the sunlight

Inaltérable au soleil



Es incombustible

Fireproof

Elle est incombustible



Se ofrece también en espesor inferior, para su uso en interior, lo que permite la total Continuidad Estética entre interior y exterior

You can find it in regular thickness, for indoors use, which allows total Aesthetic Continuity between interior and exterior

Elle est également proposée en une épaisseur inférieure, pour un usage à l'intérieur, ce qui permet une continuité esthétique totale entre l'intérieur et l'extérieur



Es más ligera, tiene un espesor homogéneo y viene perfectamente calibrada

It is lighter, has homogeneous thickness and comes perfectly calibrated

Elle est plus légère, présente une épaisseur homogène et est parfaitement calibrée



Resiste a los productos químicos, productos de limpieza y reactivos de piscinas

Resistant to chemical and cleaning products, and to pool products

Elle résiste aux produits chimiques, aux produits de nettoyage et aux réactifs pour piscines



Se complementa con una amplia gama de piezas especiales, que permiten solucionar cualquier detalle constructivo

Complemented with a wide range of special pieces, in order to solve any constructive detail

Elle est complétée par une large gamme de pièces spéciales, qui permettent de résoudre tous les détails de construction



La cerámica espesorada de TAU le ofrece múltiples ventajas respecto a otros materiales que se han utilizado tradicionalmente en exterior.

20 mm thick porcelain stoneware of TAU offers multiple advantages over other traditionally used materials for outdoors.

La céramique épaissie de TAU vous offre de nombreux avantages par rapport à d'autres matériaux traditionnellement utilisés à l'extérieur.

# USOS

## USES APPLICATIONS

La absoluta versatilidad de la cerámica espesorada de TAU, permite su utilización en cualquier espacio exterior, tanto de dominio público como privado.

The absolute versatility of 20 mm thick porcelain stoneware of TAU, allows its use in any outdoor place, both in public and private domains.

La polyvalence absolue de la céramique épaissie de TAU lui permet d'être utilisée dans tous les espaces extérieurs, qu'ils soient publics ou privés.



# UTILIZACIÓN

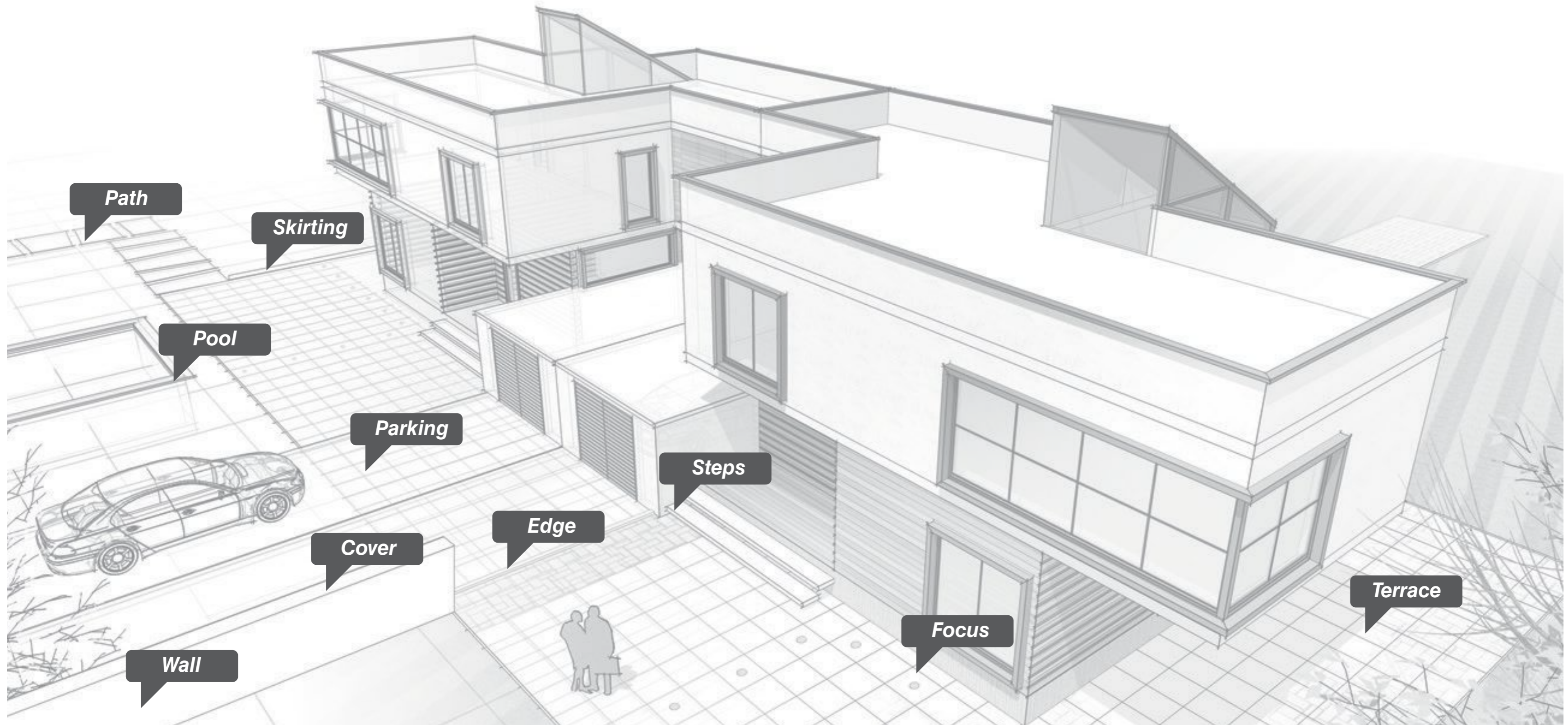
## UTILIZATION / UTILISATION

Viviendas	Parques y Plazas	Caminos
Housing	Parks and public squares	Paths
Logements	Parcs et places	Chemins
Hoteles	Aparcamientos	Piscinas
Hotels	Parking spaces	Pools
Hôtels	Parkings	Piscines
Balnearios	Jardines	Terrazas y patios
Spa	Gardens	Terraces and yards
Stations balnéaires	Jardins	Terrasses et cours
Playas	Porches y galerías	Escaleras exteriores
Beach	Porchs and galleries	Outdoorstairs
Plages	Vérandas et galeries	Escaliers extérieurs



# SOLUCIONES INTEGRALES EN CERÁMICA PARA EXTERIOR

INTEGRAL CERAMIC SOLUTIONS FOR OUTDOOR  
SOLUTIONS INTÉGRALES EN CÉRAMIQUE POUR L'EXTÉRIEUR



# COLOCACIÓN TRADICIONAL

## TRADITIONAL SETTING / POSE CLASSIQUE

Es el sistema adhesivo clásico, en el que las losas se pegan con el método del doble encolado, con adhesivos cementosos.

It is the ideal system for pavements with vehicular traffic: parking zones, access roads, paths, ramps, etc. In traditional setting method, always use the floating and buttering method, with cementitious adhesives.

C'est le système idéal pour les sols avec circulation de véhicules : aires de stationnement, routes d'accès, chemins, rampes, etc. Il s'agit du système adhésif classique, où les dalles sont collées avec des ciments-colles selon la méthode du double encollage.

### COLOCACIÓN DE LOSAS:

Preparar convenientemente el fondo, realizando una colada de hormigón de 20 cm sobre unos 10 cm de grava. A continuación, pegar las losas con doble encolado, con un adhesivo cementoso mejorado (clase C2S2 según EN 12004).

### TILE DESIGN:

Let the bottom layer conveniently prepared, by a concrete casting of 20 cm upon 10 cm of gravel. Next, set the tile using the floating and buttering method, with cementitious adhesive for outdoor (C2S2 type according to EN 12004).

### POSE DES CARREAUX:

Bien préparer le fond, en procédant à une coulée de béton de 20 cm sur environ 10 cm de gravier. Coller ensuite les dalles avec un double encollage en utilisant un ciment-colle amélioré (classe C2S2 selon la norme EN 12004).

### JUNTAS:

Recomendamos una junta mínima entre losas, de 5 mm de ancho y el rejuntableo con morteros cementosos mejorados (clase CG1 según EN 13888). Asimismo, deberán preverse las juntas de dilatación necesarias, en función de la superficie y geometría del pavimento.

### JOINTS:

We recommend a minimum 5 mm joint between tiles, and the grout with improved cementitious adhesives (CG1 type according to EN 13888). Likewise, the necessary expansion joints must be provided, depending on the surface and geometry of the pavement.

### JOINTS:

Nous recommandons un joint minimum entre les carreaux d'une largeur de 5 mm et un rejointoyage avec du mortier-ciment amélioré (classe CG1 selon la norme EN 13888). Les joints de dilatation nécessaires seront prévus, en fonction de la surface et de la géométrie du plancher.



# SOBREELEVADO

## RAISED FLOOR / PLANCHER SURÉLEVÉ

En este sistema, las losas cerámicas descansan sobre unos soportes o plots de PVC, por lo que entre la base rígida y el pavimento sobreelevado queda un hueco o cámara. Es el sistema idóneo para dotar al pavimento de una elevada resistencia mecánica con el mínimo peso. No en vano, este sistema sustituye al consistente en pegar dos piezas entre sí, que se utilizaba con anterioridad y cuyo principal inconveniente era su excesivo peso.

In this system, the ceramic tiles rest on PVC supports or plots, so that between the rigid bottom and the raised floor there is a hole or air chamber. It is the ideal system to give the pavement a high mechanical resistance with the minimum weight. This system replaces the one consisting of gluing two tiles together, which was used previously and whose main drawback was its excessive weight.

Dans ce système, les dalles céramiques reposent sur des supports ou des plots en PVC, de sorte qu'il reste un espace ou une chambre entre la base rigide et le plancher surélevé. C'est le système idéal pour donner au plancher une grande résistance mécanique avec un poids minimum. Ce n'est pas un hasard si ce système remplace celui utilisé auparavant qui consistait à coller deux pièces ensemble, dont le principal inconvénient était son poids excessif.

### COTAS INFERIORES A 3CM


Para obras donde sus características requieran una altura mínima de suelo acabado, el espesor de esa pieza, junto a los soportes no regulables y apilables entre sí, permite conseguir una altura hasta ahora inviable, llegando incluso a cotas inferiores a 3 cm.

### POSE DU CARRELAGE

In cases where it is necessary the minimum height to the top of porcelain, its slim thickness with the non adjustable and stackable 1 and 2 cm supports, allows to get a minimum height non possible until now, making possible heights lower than 3cm.

### COTES INFÉRIEURES À 3 CM

Pour les ouvrages dont les caractéristiques exigent une hauteur minimale du sol fini, l'épaisseur de cette pièce, ainsi que les supports de 1 et 2 cm non réglables qui peuvent être empilés, permettent d'atteindre une hauteur qui était jusqu'à présent impossible, avec des cotes inférieures à 3 cm.



# EN SECO

## ARENA / DRY SAND / SABLE À SEC

### COLOCACIÓN SOBRE ARENA

Para su colocación sobre arena, asegúrese de disponer de un estrato estable de arena de, como mínimo, 8-10 cm de espesor. Nivele bien el sustrato y, a continuación, coloque las losas cerámicas según el diseño y geometría deseados.

### SETTING ON SAND

In cases where it is necessary the minimum height to the top of porcelain, its slim thickness with the non adjustable and stackable 1 and 2 cm supports, allows to get a minimum height non possible until now, making possible heights lower than 3cm.

### PLACEMENT SUR SABLE

Pour la pose sur le sable, assurez-vous d'avoir une couche stable de sable de, au moins, 8-10 cm d'épaisseur. Nivelez soigneusement le substrat et puis, poser les carreaux selon le design et géométrie désiré.



## CESPED / DRY GRASS / SEC PELOUSE

### COLOCACIÓN SOBRE CESPED

Para la colocación de losas cerámicas sobre césped, se recomienda recortar el césped bajo cada una de las losas y sustituirlo por un estrato estable y nivelado de grava de unos 3-4 cm de profundidad, sobre el que podrá dejar caer las piezas.

### SETTING ON GRASS

For its setting onto grass, it is recommended to cut the grass under each tile and replace it for a stable and level gravel stratum of 3-4 cm thickness, on which you can drop the pieces.

### PLACEMENT SUR PELOUSE

Pour la pose de carreaux de céramique sur de la pelouse, il est recommandé de couper le gazon sous chacun des carreaux et de le remplacer par une couche stable et plane de gravier d'environ 3-4 cm de profondeur, sur laquelle on peut laisser tomber les pièces.



## GRAVA / DRY GRAVEL / SEC GRAVIER

### COLOCACIÓN SOBRE GRAVA

Para la colocación de nuestras piezas cerámicas espesoradas sobre grava, asegúrese de tener una superficie estable y nivelada de grava. Si el estrato de grava es de granulometría excesiva (a partir de 3 cm), se recomienda extender una capa de grava de granulometría inferior, de 8 a 0,5 mm, y de unos 5 cm de espesor.

### SETTING ON GRAVEL

For the setting of our 20 mm thick porcelain stoneware onto gravel, make sure you have a stable and leveled gravel surface. If the gravel stratum is of excessive granulometry (from 3 cm thickness), it is recommended to extend an inferior particle size layer of gravel, from 8 to 0,5 mm, and about 5 cm thickness.

### PLACEMENT SUR GRAVIER

Pour la pose des carreaux sur la pelouse, Il est recommandé de couper la pelouse sous chaque pièce et de le remplacer par une couche stable et nivelée de gravier de 3-4 cm d'épaisseur, sur laquelle vous pouvez déposer les dalles.



TAU  
cerámica

# Mosaics


MOSAICOS / MOSAICS / MOSAÏQUES



SQR



(5x5)




TRIS



HEX




# MOSAICS




**HELIX** 290x290mm  
Teselas 23x48 y 23x23 mm.

Sassari / Fidenza




**DUO** 280x280mm  
Teselas 27x27 y 23x23 mm.

Terracina




**SQR** 280x280mm  $\pm 6$   
Teselas 33x33 mm.

Varenna / Alpi  
Essenziale / Baranello  
Grum / Materia




**(3,2x3,2)** 300x300mm  
Teselas 32x32 mm.

Varenna / Fidenza  
Baranello / Sassari / Castrovillari




**TC** 300x300mm  
Teselas 23x23 mm.

Altamura / Crotone / Legend  
Dozza / Litium




**(2,5x7)** 300x300mm  
Teselas 25x70 mm.

Corten / Kemberg  
Oristan / Cosmopolita




**(5x5)** 300x300mm  
Teselas 50x50 mm.

Forever / Emporio Calacatta  
Metal / Devon / Castrovillari  
Fidenza / Palomastone / Belcastel




**LONGER** 300x300mm  
Teselas 70x70 mm.

Roadstone



**(7x7)** 300x300mm  
Teselas 70x70 mm.


Tisse / Emporio / Torano  
Soapstone / Varese




**(10x10)** 300x300mm  
Teselas 100x100 mm.

Tisse / Emporio / Torano  
Soapstone / Varese


# MOSAICS



**3D** 295x340mm  
Fidenza / Castrovillari




**HEX** 325x225mm  
Metal




**AUREA** 249,5x280,4mm  
Teselas 48,3x33,3 mm.

Varenna / Alpi / Essenziale  
Grum / Materia / Palomastone




**STONE** 327x803mm  
Teselas 73x48 mm., 48x25,5, 98x98mm.

Wornstone




**YSE** 300x300mm  
Oristán




**LEGNO** 220x220mm  
Teselas 147,5x72,5 y 36x36 mm.

Oristano / Marsala / Forever  
Ragusa / Diluca / Origin  
Loire / Eternal / Bohars  
Mainstone




**DAM** 254x254mm  
Teselas 23x23 y de 74x74 mm.

Terracina




**MARMI** 200x400mm  
Teselas 23x23 y 96x96 mm.

Altamura / Legend  
Baranello / Crotone / Litium



**R+Q** 300x300mm  
Teselas 48x48 mm.

Fidenza / Terracina



**TRIS** 300x300mm  
Teselas 57x57x57 mm.

Castrovillari / Sassari / Devon

396

Special Pieces

399

Special Pieces Outdoor

400

Packing List

402

Technical Specifications

404

Recomendations

**TAU**  
*cerámica*

# Technical Features

CARACTERÍSTICAS TÉCNICAS



# SPECIAL PIECES

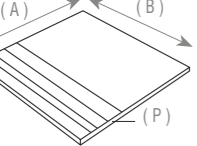
PIEZAS ESPECIALES / SPECIAL PIECES / PIÈCES SPÉCIALES

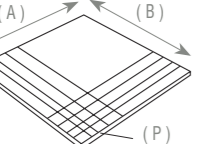
PRODUCTO - FORMATO PRODUCT - FORMAT PRODUIT - FORMAT	75x75 37,5x75	60x60 30x60 15x60*	45x45	45x90	90x90	25x100	20x120	23x120	75x150	60x120 120x120
--	------------------	--------------------------	-------	-------	-------	--------	--------	--------	--------	-------------------

RODAPÍE ROMO ROUND SKIRTING PLINTHE BORD ARRONDI		9x75 P7 (A) 75 cm (B) 9 cm	9x60 P6 (A) 60 cm (B) 9 cm	9x90 P12 (A) 90 cm (B) 9 cm	9x45 P2 (A) 45 cm (B) 9 cm	9x90 P12 (A) 90 cm (B) 9 cm	8x100 P6 (A) 100 cm (B) 8 cm	9x120 P16 (A) 120 cm (B) 9 cm	9x120 P10 (A) 120 cm (B) 9 cm	9x75 P11 (A) 75 cm (B) 9 cm	9x120 P16 (A) 120 cm (B) 9 cm
--	---	----------------------------------	----------------------------------	-----------------------------------	----------------------------------	-----------------------------------	------------------------------------	-------------------------------------	-------------------------------------	-----------------------------------	-------------------------------------

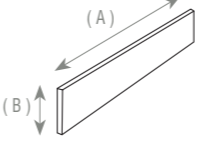
RODAPÍE CORTADO SHARP EDGE SKIRTING PLINTHE DROITE		9x75 P6 (A) 75 cm (B) 9 cm	9x60 P5 (A) 60 cm (B) 9 cm	9x45 P2 (A) 45 cm (B) 9 cm	No disponible Not available Non disponible	No disponible Not available Non disponible	No disponible Not available Non disponible	No disponible Not available Non disponible	No disponible Not available Non disponible	No disponible Not available Non disponible	No disponible Not available Non disponible
---	---	----------------------------------	----------------------------------	----------------------------------	--	--	--	--	--	--	--

TABICA / CONTRA- HUELLA RISER CONTRE ARCHE		15x75 P11 (A) 75 cm (B) 15 cm	15x60 P10 (A) 60 cm (B) 15 cm	15x45 P6 (A) 45 cm (B) 15 cm	No disponible Not available Non disponible	No disponible Not available Non disponible	No disponible Not available Non disponible	No disponible Not available Non disponible	No disponible Not available Non disponible	No disponible Not available Non disponible
---	--	-------------------------------------	-------------------------------------	------------------------------------	--	--	--	--	--	--

PELDAÑO STEP MARCHE		30x75 P24 (A) 30 cm (B) 75 cm (P) 0,2 cm	30x60 P19 (A) 30 cm (B) 60 cm (P) 0,2 cm	30x45 P12 (A) 30 cm (B) 45 cm (P) 0,2 cm	30x90 P25 (A) 30 cm (B) 90 cm (P) 0,2 cm	30x90 P23 (A) 30 cm (B) 90 cm (P) 0,2 cm	25x100 P19 (A) 25 cm (B) 100 cm (P) 0,2 cm	20x120 P27 (A) 20 cm (B) 120 cm (P) 0,2 cm	23x120 P19 (A) 23 cm (B) 120 cm (P) 0,2 cm	No disponible Not available Non disponible	30x120 P27 (A) 30 cm (B) 120 cm
---------------------------	---	---	---	---	---	---	---	---	---	--	---------------------------------------

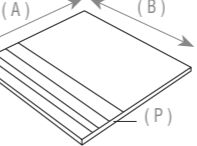
ÁNGULO ANGLE ANGLE		30x30 P25 (A) 30 cm (B) 30 cm (P) 0,2 cm	30x30 P24 (A) 30 cm (B) 30 cm (P) 0,2 cm	30x30 P19 (A) 30 cm (B) 30 cm (P) 0,2 cm	30x30 P26 (A) 30 cm (B) 30 cm (P) 0,2 cm	30x30 P26 (A) 30 cm (B) 30 cm (P) 0,2 cm	25x25 P18 (A) 25 cm (B) 25 cm (P) 0,2 cm	20x20 P26 (A) 20 cm (B) 20 cm (P) 0,2 cm	23x23 P19 (A) 23 cm (B) 23 cm (P) 0,2 cm	No disponible Not available Non disponible	30x30 P26 (A) 30 cm (B) 30 cm
--------------------------	---	---	---	---	---	---	---	---	---	--	-------------------------------------

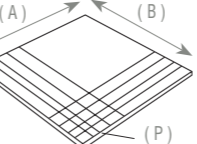
PRODUCTO - FORMATO PRODUCT - FORMAT PRODUIT - FORMAT	30x30	40x40	25x150	75x150	22,5x180	30x180	90x180
--	-------	-------	--------	--------	----------	--------	--------

RODAPÍE ROMO ROUND SKIRTING PLINTHE BORD ARRONDI		9x30 P2 (A) 30 cm (B) 9 cm	9x40 P2 (A) 40 cm (B) 9 cm	9x75 P11 (A) 75 cm (B) 9 cm	9x75 P11 (A) 75 cm (B) 9 cm	9x90 P13 (A) 180 cm (B) 9 cm	9x90 P13 (A) 90 cm (B) 9 cm	9x90 P13 (A) 90 cm (B) 9 cm
--	---	----------------------------------	----------------------------------	-----------------------------------	-----------------------------------	------------------------------------	-----------------------------------	-----------------------------------

RODAPÍE CORTADO SHARP EDGE SKIRTING PLINTHE DROITE		No disponible Not available Non disponible	No disponible Not available Non disponible	No disponible Not available Non disponible	No disponible Not available Non disponible	No disponible Not available Non disponible	No disponible Not available Non disponible	No disponible Not available Non disponible
---	---	--	--	--	--	--	--	--

TABICA / CONTRA- HUELLA RISER CONTRE- MARCHE		No disponible Not available Non disponible	No disponible Not available Non disponible	No disponible Not available Non disponible	No disponible Not available Non disponible	No disponible Not available Non disponible	No disponible Not available Non disponible	No disponible Not available Non disponible
---	--	--	--	--	--	--	--	--

PELDAÑO STEP MARCHE		30x30 P11 (A) 30 cm (B) 30 cm (P) 0,2 cm	30x40 P14 (A) 30 cm (B) 40 cm (P) 0,2 cm	25x150 P23 (A) 25 cm (B) 150 cm (P) 0,2 cm	30x150 P33 (A) 30 cm (B) 150 cm (P) 0,2 cm	22,5x180 P27 (A) 30 cm (B) 90 cm (P) 0,2 cm	30x180 P29 (A) 30 cm (B) 180 cm (P) 0,2 cm	30x180 P43 (A) 30 cm (B) 180 cm (P) 0,2 cm
---------------------------	---	---	---	---	---	--	---	---

ÁNGULO ANGLE ANGLE		30x30 P16 (A) 30 cm (B) 30 cm (P) 0,2 cm	30x40 P17 (A) 30 cm (B) 40 cm (P) 0,2 cm	25x25 P21 (A) 25 cm (B) 25 cm (P) 0,2 cm	30x30 P34 (A) 30 cm (B) 30 cm (P) 0,2 cm	22,5x22,5 P30 (A) 22,5 cm (B) 22,5 cm (P) 0,2 cm	30x30 P31 (A) 30 cm (B) 30 cm (P) 0,2 cm	30x30 P43 (A) 30 cm (B) 30 cm (P) 0,2 cm
--------------------------	---	---	---	---	---	---	---	---

\*PIEZAS CON FORMATO 15x60 SOLO DISPONIBLE RODAPÍE ROMO.

\*PIECES WITH FORMAT 15x60 ONLY AVAILABLE RODAPÍE ROMO.

PIECES AU FORMAT 15x60 UNIQUEMENT DISPONIBLE PLINTHE BORD ARRONDI.

PIEZAS ESPECIALES DISPONIBLES PARA TODAS NUESTRAS SERIES DE PORCELÁNICO TÉCNICO O DE MASA COLOREADA.  
PARA NUESTRAS SERIES DE PORCELÁNICO ESMALTADO, CONSULTAR DISPONIBILIDAD.

SPECIAL PIECES AVAILABLE FOR ALL OUR TECHNICAL OR COLOURED BODY PORCELAIN COLLECTIONS.  
CHECK AVAILABILITY FOR OUR GLAZED PORCELAIN COLLECTIONS.

PIÈCES SPÉCIALES DISPONIBLES POUR TOUTES NOS SÉRIES DE GRÈS PORCELAINÉ TECHNIQUE OU DE MASSE COLORÉE.  
POUR NOS SÉRIES DE GRÈS PORCELAINÉ ÉMAILLÉ, CONSULTER DISPONIBILITÉ.

# SPECIAL PIECES

PIEZAS ESPECIALES / SPECIAL PIECES / PIÈCES SPÉCIALES

PRODUCTO - FORMATO PRODUCT - FORMAT PRODUIT - FORMAT	75x75 37,5x75	60x60 30x60	90x90 45x90 45x45	20x120	25x100	60x120	75x150 25x150	90x180 30x180 22,5x180
--	------------------	----------------	-------------------------	--------	--------	--------	------------------	------------------------------

GRADONE GRADONE GRADONE	30x75 P40 (A) 30 cm (B) 75 cm (H) 3 cm	30x60 P33 (A) 30 cm (B) 60 cm (H) 3 cm	30x90 P44 (A) 30 cm (B) 90 cm (H) 3 cm	20x120 P46 (A) 20 cm (B) 120 cm (H) 3 cm	25x100 P44 (A) 25 cm (B) 100 cm (H) 3 cm	30x120 P46 (A) 30 cm (B) 120 cm (H) 3 cm	30x150 P48 (A) 30 cm (B) 150 cm (H) 3 cm	30x180 P49 (A) 30 cm (B) 180 cm (H) 3 cm
-------------------------------	---	---	---	---	---	---	---	---

GRADONE RANURADO GROOVED GRADONE GRADONE RAINURÉ	30x75 P40 (A) 30 cm (B) 75 cm (H) 3 cm	30x60 P33 (A) 30 cm (B) 60 cm (H) 3 cm	30x90 P44 (A) 30 cm (B) 90 cm (H) 3 cm	20x120 P46 (A) 20 cm (B) 120 cm (H) 3 cm	25x100 P44 (A) 25 cm (B) 100 cm (H) 3 cm	30x120 P46 (A) 30 cm (B) 120 cm (H) 3 cm	30x150 P48 (A) 30 cm (B) 150 cm (H) 3 cm	30x180 P49 (A) 30 cm (B) 180 cm (H) 3 cm
---	---	---	---	---	---	---	---	---

GRADONE ÁNGULO ANGLE GRADONE GRADONE ANGLE	30x75 P45 (A) 30 cm (B) 75 cm (H) 3 cm	30x60 P43 (A) 30 cm (B) 60 cm (H) 3 cm	30x90 P47 (A) 30 cm (B) 90 cm (H) 3 cm	20x120 P48 (A) 20 cm (B) 120 cm (H) 3 cm	25x100 P46 (A) 25 cm (B) 100 cm (H) 3 cm	30x120 P48 (A) 30 cm (B) 120 cm (H) 3 cm	30x150 P49 (A) 30 cm (B) 150 cm (H) 3 cm	30x180 P49 (A) 30 cm (B) 180 cm (H) 3 cm
---	---	---	---	---	---	---	---	---

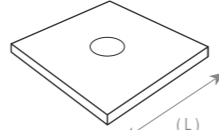
GRADONE ÁNGULO RANURADO GROOVED ANGLE GRADONE GRADONE ANGLE RAINURÉ	30x75 P45 (A) 30 cm (B) 75 cm (H) 3 cm	30x60 P43 (A) 30 cm (B) 60 cm (H) 3 cm	30x90 P47 (A) 30 cm (B) 90 cm (H) 3 cm	20x120 P48 (A) 20 cm (B) 120 cm (H) 3 cm	25x100 P46 (A) 25 cm (B) 100 cm (H) 3 cm	30x120 P48 (A) 30 cm (B) 120 cm (H) 3 cm	30x150 P49 (A) 30 cm (B) 150 cm (H) 3 cm	30x180 P49 (A) 30 cm (B) 180 cm (H) 3 cm
---	---	---	---	---	---	---	---	---

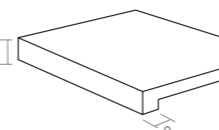


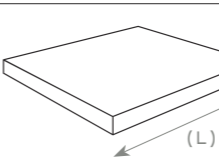
# SPECIAL PIECES OUTDOOR

PIEZAS ESPECIALES EXTERIOR / SPECIAL PIECES OUTDOOR / PIÈCES SPÉCIALES EXTÉRIEUR

PRODUCTO - FORMATO PRODUCT - FORMAT PRODUIT - FORMAT	61x61	75,5x75,5	30x120,5	60x120	60,5x60,5
--	-------	-----------	----------	--------	-----------

FOCO SPOTLIGHT LxL SPOT LxL		P 28	P 33	P 30	P 45	P 35
---	---	------	------	------	------	------

TOP TREAD LxL SPOT LxL		P 43	P 46	P 48	P 49	P 46
------------------------------------	---	------	------	------	------	------

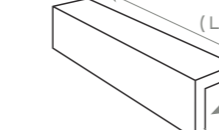
DOBLE TOP CORNER EDGE TREAD LxL DOUBLE COIN SUPÉRIEUR LxL		P 48	P 49	P 49	P 50	P 49
---	---	------	------	------	------	------

BORDE 3 EDGE 3 20xL BORD 3 20xL		P 41	P 44	P 48	P 49	P 44
---	---	------	------	------	------	------

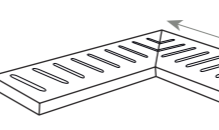
BORDE 3 EDGE 3 20xL BORD 3 20xL		P 17	P 19	P 25	P 37	P 19
---	---	------	------	------	------	------

BORDE ÁNGULO EXTERIOR 20xL OUTSIDE CORNER EDGE 20xL BORD ANGLE EXTÉRIEUR 20xL		P 48	P 49	P 49	P 50	P 49
---	---	------	------	------	------	------

BORDE ÁNGULO INTERIOR 20xL INSIDE CORNER EDGE 20xL BORD ANGLE INTÉRIEUR 20xL		P 48	P 49	P 49	P 50	P 49
--	---	------	------	------	------	------

BORDE 15 EDGE 15 10x15xL BORD 15 10x15xL		P 44	P 46	P 48	P 49	P 44
--	---	------	------	------	------	------

REJILLA GRILLE 20xL GRILLE 20xL		P 41	P 44	P 48	P 49	P 44
---	---	------	------	------	------	------

REJILLA ÁNGULO CORNER GRILLE 20xL GRILLE ANGLE 20xL		P 48	P 49	P 49	P 50	P 49
---	---	------	------	------	------	------

PORCELÁNICO PORCELAIN								
Tipo de caja Box type Type de caisse	Formato Format Format	Espesor(mm) Thickness Épaisseur	Piezas / caja Pieces / box Pièces / boîte	m²/caja Sq.mt. / box m²/ boîte	Cajas/palet Boxes / pallet Boîtes / palette	m²/palet Sq.mt. / pallet m²/ palette	Kg/caja Kg / box Kg / boîte	Kg/palet Kg/ pallet Kg / palette
Caja convencional Standard box Caisse conventionnelle	9x30	9,5	40	1,08	48	51,84	25	1220
	9x90	10,5	11	0,89	54	48,06	21	1154
	15x60	9,5	11	1	60	60,00	20,55	1253
	15x120	10,5	1	0,18	240	43,20	4,40	1076
	11,2x22,4	10	26	0,65	98	63,70	13,20	1313,60
	33,3x33,3	8	16	1,44	60	86,40	26	1580
	30,3x61,3	9	7	1,30	40	52,00	26,00	1060
	30x60 CORTEN	9	7	1,26	40	50,40	24,10	984
	30x60	9,5	6	1,08	48	51,84	24,00	1172
	60x60	9,5	4	1,44	30	43,20	30,00	920
	60,8x60,8	9,5	4	1,48	30	44,40	31	950
	45x45	9,5	6	1,22	52	63,44	25,28	1361,6
	45x90	11	3	1,21	44	53,24	28,70	1282,80
	37,5x75	10,5	6	1,69	32	54,08	41,00	1332
	75x75	10,5	3	1,69	30	50,70	41,20	1256
	25x100 FOREVER	8,6	6	1,50	28	42	28,5	818
	25x100	8,6	6	1,50	36	54	28	1028
	25x150	10,5	4	1,5	40	60	35	1430
	20x120	10,5	6	1,44	44	63,36	32	1428
	23x120	9,5	5	1,38	45	62,10	29,5	1347,5
60x120	10,5	2	1,44	32	46,08	34	1113	
90x90	10,5	2	1,62	27	43,74	42	1164	
120x120	10,7	1	1,44	36	51,84	38,40	1422,40	
75x150	10,5	1	1,13	40	45,2	28	1184	
22,5x180	11,5	3	1,21	40	48,40	34	1420	
30x180	11,5	3	1,62	30	48,60	45	1410	
90x180	11,5	1	1,62	24	38,88	45,50	1152	
Tipo de caja Box type Type de caisse	Formato Format Format	Espesor(mm) Thickness Épaisseur	Piezas / caja Pieces / box Pièces / boîte	m²/caja Sq.mt. / box m²/ boîte	Cajas/palet Boxes / pallet Boîtes / palette	m²/palet Sq.mt. / pallet m²/ palette	Kg/caja Kg / box Kg / boîte	Kg/palet Kg/ pallet Kg / palette
Caja convencional Standard box Caisse conventionnelle	60,5x60,5	20	2	0,73	30	21,9	32,8	1004
	61x61	20	2	0,74	30	22,2	33	1010
	75,5x75,5	20	1	0,57	45	25,65	27,40	1238,50
	90x90	20	1	0,81	30	24,30	40,9	1257
	30x120,5	20	2	0,72	30	21,6	32,8	1004
60x120	20	1	0,72	32	23,04	34,5	1124	

PORCELÁNICO PORCELAIN								
Tipo de caja Box type Type de caisse	Formato Format Format	Espesor (mm) Thickness Épaisseur	Altura cajón (cm) Box height Hauteur caisse	Peso neto cajón(Kg) Net Weight box Poids net caisse	Nº máx. alturas apilables No. max. stackable heights Nº max. hauteurs empilables	Piezas / cajón Pieces / box Pièces / caisse	m²/cajón Sq.mt. / box m²/ caisse	Kg/cajón Kg/ box Kg / caisse
<b>Cajón Horizontal</b> Horizontal Box Caisse horizontale (325x117 cm)	100x300	3+	26	65	6	20	60	545
Tipo de caja Box type Type de caisse	Formato Format Format	Espesor (mm) Thickness Épaisseur	Altura cajón (cm) Box height Hauteur caisse	Peso neto cajón(Kg) Net Weight box Poids net caisse	Nº máx. alturas apilables No. max. stackable heights Nº max. hauteurs empilables	Piezas / cajón Pieces / box Pièces / caisse	m²/cajón Sq.mt. / box m²/ caisse	Kg/cajón Kg/ box Kg / caisse
<b>Cajón Horizontal</b> Horizontal Box Caisse horizontale (264x136 cm)	120x240	6	40	100	5	20	57,6	1019
	120x260	6	40	96	5	20	62,4	1050

Nº cajas 20´ Nº boxes 20´ Nº boîtes 20´ - 10 / 12 (in high cube containers) Nº cajas 40´ Nº boxes 40´ Nº boîtes 20´ - 20 / 24 (in high cube containers)

Peldaños de tratamiento C2/C3 sobre el acabado natural supondrán un incremento de precio.  
Consulte condiciones. Este tratamiento puede producir cambio de color en las tonalidades oscuras.

Steps with C2/C3 antislip rating for Nat finish will suppose a price increase.

Check conditions. This process may generate shade variation in dark colours.

Les marches traitées C2/C3 sur la finition naturelle impliqueront une augmentation du prix. Consultez les conditions.

Ce traitement peut produire un changement de couleur dans les tons foncés.

PEQUEÑOS FORMATOS SMALL SIZES								
Tipo de caja Box type Type de caisse	Formato Format Format	Espesor(mm) Thickness Épaisseur	Piezas / caja Pieces / box Pièces / boîte	m²/caja Sq.mt. / box m²/ boîte	Cajas/palet Boxes / pallet Boîtes / palette	m²/palet Sq.mt. / pallet m²/ palette	Kg/caja Kg / box Kg / boîte	Kg/palet Kg/ pallet Kg / palette
Caja convencional Standard box Caisse conventionnelle	○ 22,3x22,3	10	20	1,00	45,00	45,00	22,50	1032,50
	○ 19,8x22,8	10	24	0,84	48,00	40,32	17,40	884
	○ 25,8x29	10	18	1,00	48,00	48,00	22,50	1100,0
	○ 8,5x35	10	28	0,85	80,00	68,00	16,00	1300,0
	□ 16,3x51,7 EDRA	11	13	1,10	55,00	60,50	23,50	1312,5
	□ 16,3x51,7 HERA	13,5	10	0,84	55	46,20	20,00	1120
	○ 20x24	10	25	0,92	60	55,20	17,33	1059,8

PIEZAS ESPECIALES SPECIAL PIECES					
Formato Format Format	Piezas / caja Pieces / box Pièces / boîte	Kg/caja Kg / box Kg / boîte	Formato Format Format	Piezas / caja Pieces / box Pièces / boîte	Kg/caja Kg / box Kg / boîte
8x100	13	20,8	9x45 (90)	9	81
9x120	10	28	9x45	22	19,36
9x90	11	21	9x60	18	22,14
9x30	46	24,8	9x60 (61,3)	22	24,6
9x40	31	22,5	9x75	10	17

# TECHNICAL SPECIFICATIONS

ESPECIFICACIONES TÉCNICAS / TECHNICAL SPECIFICATIONS / CARACTÉRISTIQUES TECHNIQUES

## PORCELÁNICO ESMALTADO GLAZED PORCELAIN GRÈS PORCELAINÉ ÉMAILLÉ

GRUPO BIa (GL) Absorción de agua < 0,5% GROUP BIa (GL) Water absorption < 0,5% GROUPE BIa (GL) Absorption d'eau < 0,5 %	NORMAS DE ENSAYO STANDARD NORMES D'ESSAI STANDARD	VALORES PRESCRITOS NORMA EN 14411 VALUE REQUIRED BY EN 14411 STANDARD VALEURS PRESCRITES NORME EN 14411	VALOR MEDIO AVERAGE VALUE VALEUR MOYENNE
<b>Características dimensionales</b> Dimensional features / Caractéristiques dimensionnelles Caractéristiques dimensionnelles	ISO 10545-2		Cumple la norma Conforms to standard
<b>Absorción de agua</b> Water absorption Absorption d'eau	ISO 10545-3	< 0,5%	0,1%
<b>Resistencia a la flexión</b> Modulus of rupture Fuerza de rotura Résistance à la flexion	ISO 10545-4	> 35 N / mm <sup>2</sup>  > 1300 N	45 - 60 N/ mm <sup>2</sup>  1800 - 2500 N
<b>Resistencia a la abrasión superficial</b> Resistance to surface abrasion Résistance à l'abrasion de surface	ISO 10545-7	Clase indicada por el fabricante Abrasion class indicated by the manufacturer Classe indiquée par le fabricant	Según Modelos According to models Selon les modèles
<b>Dilatación térmica lineal</b> Linear thermal expansion Dilatation thermique linéaire	ISO 10545-8	Método de ensayo disponible Test method available Méthode d'essai disponible	<7,0 x 10 <sup>-6</sup> °C <sup>-1</sup>
<b>Resistencia al choque térmico</b> Thermal shock resistance Résistance au choc thermique	ISO 10545-9	Método de ensayo disponible Test method available Méthode d'essai disponible	Resiste Resists Résiste
<b>Resistencia al cuarteo</b> Crazing resistance Résistance aux cassures	ISO 10545-11	Exigida Required Exigée	Resiste Resists Résiste
<b>Resistencia a la helada /</b> Frost resistance Résistance au gel /	ISO 10545-12	Método de ensayo disponible Test method available Méthode d'essai disponible	Resiste Resists Résiste
<b>Resistencia química</b> Chemical resistance Résistance chimique	ISO 10545-13	Ácidos y bases Acids and bases Productos de limpieza y reactivos de piscinas Cleaning products and pool reactive agents Acides et bases Produits de nettoyage et réactifs pour piscines	Método de ensayo disponible Test method available Mínimo GB Minimum GB Méthode d'essai disponible Minimum GB  Cumple la norma Conforms to standard Clase GA Class GA Conforme à la norme Classe GA
<b>Resistencia a las manchas</b> Resistance to stains Résistance aux taches	ISO 10545-14	Mínimo clase 3 Minimum class 3 Minimum classe 3	Cumple la norma Conforms to standard Conforme à la norme
<b>Resistencia al deslizamiento</b> Slip Resistance Résistance au glissement	DIN 51130 UNE-ENV 12633 ASTM C 1028		Según Modelos According to models Selon modèles Selon les modèles

# TAU

## PORCELÁNICO MASA COLOREADA COLOURED BODY PORCELAIN GRÈS PORCELAINÉ MASSE COLORÉE

GRUPO BIa (GL) Absorción de agua < 0,5% GROUP BIa (GL) Water absorption < 0,5% GROUPE BIa (GL) Absorption d'eau < 0,5 %	NORMAS DE ENSAYO STANDARD NORMES D'ESSAI STANDARD	VALORES PRESCRITOS NORMA EN 14411 VALUE REQUIRED BY EN 14411 STANDARD VALEURS PRESCRITES NORME EN 14411	VALOR MEDIO AVERAGE VALUE VALEUR MOYENNE
<b>Características dimensionales</b> Dimensional features / Caractéristiques dimensionnelles Caractéristiques dimensionnelles	ISO 10545-2		Cumple la norma Conforms to standard
<b>Absorción de agua</b> Water absorption Absorption d'eau	ISO 10545-3	< 0,5%	0,1%
<b>Resistencia a la flexión</b> Modulus of rupture Fuerza de rotura Résistance à la flexion	ISO 10545-4	> 35 N / mm <sup>2</sup>  > 1300 N	45 - 60 N/ mm <sup>2</sup>  1800 - 2500 N
<b>Resistencia a la abrasión profunda (mm<sup>3</sup>)</b> Resistance to deep abrasion Résistance à l'abrasion profonde	ISO 10545-6	Máx. 175 mm <sup>3</sup>	110 - 130 mm <sup>3</sup>
<b>Dilatación térmica lineal</b> Linear thermal expansion Dilatation thermique linéaire	ISO 10545-8	Método de ensayo disponible Test method available Méthode d'essai disponible	<7,0 x 10 <sup>-6</sup> °C <sup>-1</sup>
<b>Resistencia al choque térmico</b> Thermal shock resistance Résistance au choc thermique	ISO 10545-9	Método de ensayo disponible Test method available Méthode d'essai disponible	Resiste Resists Résiste
<b>Resistencia a la helada /</b> Frost resistance Résistance au gel /	ISO 10545-12	Método de ensayo disponible Test method available Méthode d'essai disponible	Resiste Resists Résiste
<b>Resistencia química</b> Chemical resistance Résistance chimique	ISO 10545-13	Ácidos y bases Acids and bases Productos de limpieza y reactivos de piscinas Cleaning products and pool reactive agents Acides et bases Produits de nettoyage et réactifs pour piscines	Método de ensayo disponible Test method available Mínimo UB Minimum UB Méthode d'essai disponible Minimum UB  Cumple la norma Conforms to standard Clase UA Class UA Conforme à la norme Classe UA
<b>Resistencia a las manchas</b> Resistance to stains Résistance aux taches	ISO 10545-14	Mínimo clase 3 Minimum class 3 Minimum classe 3	Cumple la norma Conforms to standard Conforme à la norme
<b>Resistencia al deslizamiento</b> Slip Resistance Résistance au glissement	DIN 51130 UNE-ENV 12633 ASTM C 1028		Según Modelos According to models Selon modèles Selon les modèles





# TAU

*cerámica*

TAU aplica una política de continuo desarrollo de sus productos y se reserva el derecho a realizar cambios en los productos, colores, especificaciones técnicas, packings y códigos sin previo aviso.

TAU ha realizado un esfuerzo considerable para que toda la información sea adecuada en el momento de la publicación del catálogo. A causa de las limitaciones del proceso de impresión los colores reproducidos pueden sufrir ligeras variaciones con respecto al producto original. TAU informa que este catálogo tiene validez a nivel informativo y por tanto no se hace responsable de los posibles errores de impresión; reservándose el derecho de realizar modificaciones sin necesidad de preaviso.

TAU operates a policy of continuous development and reserves the right to make changes to its products, colours, engineering specifications, packaging and codes without prior notice.

TAU has taken every effort to ensure that the information contained in the catalogue is correct at the time of publication. Due to the limitations of the printing process, the colours reproduced may vary slightly from the original product.

TAU advises that this catalogue is only valid for information purposes and therefore does not accept responsibility for any possible printing errors.

La politique de TAU se base sur le développement continu de produits. L'entreprise se réserve donc le droit d'apporter des modifications aux produits, couleurs, spécifications techniques, emballages et codes sans préavis.

TAU a déployé des efforts considérables pour s'assurer de l'exactitude de toutes les informations au moment de la publication du catalogue. En raison des limites du procédé d'impression, les couleurs reproduites peuvent varier légèrement par rapport au produit original. TAU informe que ce catalogue est valable à titre informatif et n'accepte donc aucune responsabilité pour d'éventuelles erreurs d'impression ; elle se réserve le droit d'apporter des modifications sans préavis.

Carrer del Toll, 18 - Onda  
12200 Castellón - ESPAÑA  
+34 964 56 54 84  
tau@tauceramica.com

[www.tauceramica.com](http://www.tauceramica.com)

**EDICIÓN 2022**